

Rotax Grand Finals 2024

Document 39.3 OFFICIAL

Junior

PRE-FINAL - B (PF- B)

Final Classification

Rnk	No.	er Na Driver	ant N: Entrant	Laps	Time	Gap	Interv.	Best lap	kph	Points	Penalty
1	▲2	227 Scott Marsh	STRAWBERRY RACING	9	9:27.894			1:02.154	96.73	75	
2	▼1	222 Casper Nissen	ROBERT SCHLUENSSEN	9	9:28.220	0.326	0.326	1:02.023	96.93	69	
3	▲4	237 Lewis Goff	SAM POLLIT RACING	9	9:28.258	0.364	0.038	1:01.826	97.24	63	
4	▲4	228 Antoine Lemieux	SRA KARTING INTERNATIONAL	9	9:28.334	0.440	0.076	1:01.724	97.40	57	
5	=	264 Max Sadurski	PIOTR SADURSKI	9	9:28.554	0.660	0.220	1:01.767	97.33	51	
6	▲9	269 Michal Soltys	KRK RACING	9	9:32.041	4.147	3.487	1:02.250	96.58	48	
7	▼5	207 Marco Manson	RIGHT KARTS	9	9:32.506	4.612	0.465	1:02.486	96.21	45	
8	▲10	209 Ruben Oseguera Gutier	LUIS ERNESTO	9	9:32.731	4.837	0.225	1:02.004	96.96	42	
9	▲8	205 Pedro Alves De Lima	WAGNER DUTRA DE LIMA	9	9:33.048	5.154	0.317	1:01.892	97.14	39	
10	▲2	208 Shun Sekiguchi	EIKO JAPAN	9	9:33.536	5.642	0.488	1:01.988	96.99	36	
11	▲23	238 Rory Armstrong	STRAWBERRY RACING	9	9:33.557	5.663	0.021	1:02.341	96.44	34	
12	▼8	213 Davin Roberts	J3 COMPETITION INC.	9	9:33.727	5.833	0.170	1:02.561	96.10	32	
13	▲10	268 Eason Tseng	JAYWEI INTERNATIONAL	9	9:33.819	5.925	0.092	1:01.981	97.00	30	
14	▲7	221 Franciszek Sulima	BAMBINI RACING	9	9:34.745	6.851	0.926	1:02.059	96.88	28	
15	▲5	224 Francisco Figueroa	LUCAS GABRIEL ZAFFARONI	9	9:35.442	7.548	0.697	1:02.444	96.28	26	
16	▼10	266 Jeremy Reuvers	KARTING CLUB CAMPILLOS	9	9:35.491	7.597	0.049	1:02.523	96.16	24	
17	▼7	245 Alois Girardet	JEAN-PIERRE GIRARDET	9	9:33.627	10.733	3.136	1:02.418	96.32	22	+5.000
18	▼5	225 Jules Avril	AVRIL PATRICE	9	9:34.983	12.089	1.356	1:02.372	96.39	20	+5.000
19	▲5	252 Matteo Natino	MKC MOTORSPORT	9	9:35.591	12.697	0.608	1:02.014	96.95	18	+5.000
20	▲6	232 Gabriel Benecchi	DEGOUTTE JULIEN	9	9:41.979	14.085	1.388	1:01.861	97.19	17	
21	▼2	212 Luis Alejandro Umana Sanchez	DNIEL QUINTERO PERDOMO	9	9:42.216	14.322	0.237	1:02.292	96.51	16	
22	▲3	240 Ty Fisher	SRA KARTING INTERNATIONAL	9	9:45.123	17.229	2.907	1:01.608	97.58	15	
23	▲12	235 Seungsoo Park	TRKPROMOTION	9	9:45.644	17.750	0.521	1:02.908	95.57	14	
24	▲8	257 Arafath Sheikh	CREST MOTORSPORTS	9	9:45.957	18.063	0.313	1:03.200	95.13	13	

Leaders : No.222 Casper Nissen (1-3) / No.227 Scott Marsh (4-9)

Start Time : 25/10 - 13:31:36

Best lap : No.240 Ty Fisher 1:01.608 97.58 kph

Weather : Scattered cloud Air : 25°C Track : Dry

Previous Event Record : No.204 Cameron Nelson 1:01.861 97.19 kph

No.215  05:39
Lap 5

Junior

Rotax Grand Finals 2024

Document 39.3 OFFICIAL

PRE-FINAL - B (PF- B)

Final Classification

Rnk	No.	er Na Driver	ant N: Entrant	Laps	Time	Gap	Interv.	Best lap	kph	Points	Penalty
25	▲5	243 Adrians Tions	DAN HOLLAND RACING	9	9:41.998	19.104	1.041	1:02.658	95.95	12	+5.000
26	▲5	262 Daniel Fernandez	PABLO LARROQUETTE VASSALLO	9	9:42.309	19.415	0.311	1:02.252	96.58	11	+5.000
27	▼16	236 Toby Gale	ROTAX TEAM THAILAND	9	9:48.484	20.590	1.175	1:01.954	97.04	10	
28	▲5	259 Salvador Ricci	DAN HOLLAND RACING	9	9:50.628	22.734	2.144	1:02.465	96.25	9	
29	▼7	242 Pearce Wade	SRA KARTING INTERNATIONAL	9	9:46.892	23.998	1.264	1:01.995	96.98	8	+5.000
30	▼14	261 Alex Rogowski	KRK RACING	9	9:47.213	24.319	0.321	1:01.885	97.15	7	+5.000
31	▼3	253 David Alexandru Nechifor	JMS PERFORMANCE	9	9:55.440	32.546	8.227	1:03.148	95.20	6	+5.000
32	▼23	215 Axel Palmgren	STEFAN PALMGREN	6	6:34.767	3 Laps	3 Laps	1:03.111	95.26	5	
33	▼4	230 Jure Levar	AKK SPORTSTIL	6	6:39.301	3 Laps	4.534	1:04.990	92.51	4	
34	▼20	265 Bran Vanderveken	BOUVIN POWER	0	1.243	9 Laps	6 Laps			3	
35	▼8	217 Liu Xiaolei	JAY-WEI INTERNATIONAL	0	1.908	9 Laps	0.665			2	

No.245 Alois Girardet : 5 seconds time penalty - Breach of 2024 RMCGF Sporting Regulations Article 20
 No.225 Jules Avril : 5 seconds time penalty - Breach of 2024 RMCGF Sporting Regulations Article 20
 No.252 Matteo Natino : 5 seconds time penalty - Breach of 2024 RMCGF Sporting Regulations Article 20
 No.243 Adrians Tions : 5 seconds time penalty - Breach of 2024 RMCGF Sporting Regulations Article 20
 No.262 Daniel Fernandez : 5 seconds time penalty - Breach of 2024 RMCGF Sporting Regulations Article 20
 No.242 Pearce Wade : 5 seconds time penalty - Breach of 2024 RMCGF Sporting Regulations Article 20
 No.261 Alex Rogowski : 5 seconds time penalty - Breach of 2024 RMCGF Sporting Regulations Article 20
 No.253 David Alexandru Nechifor : 5 seconds time penalty - Breach of 2024 RMCGF Sporting Regulations Article 20

Leaders : No.222 Casper Nissen (1-3) / No.227 Scott Marsh (4-9)

Start Time : 25/10 - 13:31:36

Best lap : No.240 Ty Fisher 1:01.608 97.58 kph

Weather : Scattered cloud Air : 25°C Track : Dry

Previous Event Record : No.204 Cameron Nelson 1:01.861 97.19 kph

No.215 05:39 Lap 5





RESULTS

Junior

Rotax Grand Finals 2024

PRE-FINAL - B (PF- B)

Lap Chart

For information purposes. No official / regulatory value

	1	2	3	4	5	6	7	8	9	10	11	12	13	14	15	16	17	18	19	20	21	22	23	24	25	26	27	28	29	30	31	32	33	34	35
Grid	222	207	227	213	264	266	237	228	215	245	236	208	225	265	269	261	205	209	212	224	221	242	268	252	240	232	217	253	230	243	262	257	259	238	235
Start	222	207	227	213	264	266	237	228	215	245	236	208	225	265	269	261	209	205	212	224	242	221	252	268	232	240	253	217	243	230	257	262	238	259	235
Lap 1 Interval	222	207	227	264	237	213	228	269	225	208	245	209	205	212	230	238	236	221	266	268	240	224	262	243	232	259	252	257	235	215	253	261	242	242	
Lap 2	222	264	227	237	207	213	228	245	269	209	208	225	205	221	236	230	238	268	266	240	224	262	232	252	243	259	257	235	215	212	253	261	242	242	
Lap 3	222	227	237	264	207	228	245	213	269	209	208	205	225	221	238	268	266	224	252	232	259	243	257	262	235	230	215	212	236	240	261	242	253	253	
Lap 4	227	222	237	264	207	228	245	269	213	209	208	205	225	238	221	268	266	224	252	243	232	212	257	215	262	230	235	240	259	236	261	242	253	253	
Lap 5	227	222	237	264	207	228	245	269	209	205	208	213	225	238	221	268	266	224	252	243	212	232	257	262	215	235	230	240	236	261	242	259	253	253	
Lap 6	227	222	237	264	228	245	207	269	209	205	208	213	221	238	225	268	224	266	252	243	232	262	212	215	257	235	240	230	242	261	236	259	253	253	
Lap 7	227	222	237	264	228	245	207	269	209	205	208	213	221	238	225	268	266	224	252	243	232	262	212	257	235	240	242	261	259	236	253	253	253	253	
Lap 8	227	222	237	264	228	245	207	269	205	208	209	207	213	238	221	268	225	266	224	252	243	232	212	262	257	235	240	242	261	236	259	253	253	253	
Lap 9	227	222	237	228	264	269	207	209	205	208	238	245	213	268	221	225	224	266	252	232	243	212	262	240	235	257	242	261	236	259	253	253	253	253	



Junior

Rotax Grand Finals 2024

PRE-FINAL - B (PF- B)

Vuelta a vuelta

For information purposes. No official / regulatory value

Laps	Lap Time	Sector 1	Sector 2	Sector 3	Time
No.205 Alves De Lima Pedro					
1	1:06.916	23.844	25.023	18.049	1:08.348
2	1:05.139	20.543	25.872	18.724	2:13.487
3	1:02.546	20.320	24.466	17.760	3:16.033
4	1:02.341	20.087	24.462	17.792	4:18.374
5	1:02.610	20.416	24.534	17.660	5:20.984
6	1:02.415	20.034	24.279	18.102	6:23.399
7	1:01.892	19.944	24.229	17.719	7:25.291
8	1:02.589	20.110	24.649	17.830	8:27.880
9	1:05.168	21.042	26.097	18.029	9:33.048
No.207 Manson Marco					
1	1:05.130	21.732	25.043	18.355	1:05.920
2	1:05.050	20.962	25.486	18.602	2:10.970
3	1:02.486	20.129	24.538	17.819	3:13.456
4	1:02.491	20.166	24.431	17.894	4:15.947
5	1:02.905	20.281	24.789	17.835	5:18.852
6	1:03.498	20.607	24.399	18.492	6:22.350
7	1:02.590	19.933	24.299	18.358	7:24.940
8	1:03.843	20.055	25.962	17.826	8:28.783
9	1:03.723	20.551	24.858	18.314	9:32.506
No.208 Sekiguchi Shun					
1	1:06.767	22.640	24.657	19.470	1:07.916
2	1:05.341	21.167	25.322	18.852	2:13.257
3	1:02.551	20.213	24.424	17.914	3:15.808
4	1:02.367	20.028	24.430	17.909	4:18.175
5	1:02.752	20.437	24.522	17.793	5:20.927
6	1:02.573	20.620	24.234	17.719	6:23.500
7	1:01.988	20.040	24.204	17.744	7:25.488
8	1:02.746	20.225	24.690	17.831	8:28.234
9	1:05.302	21.014	25.609	18.679	9:33.536
No.209 Oseguera Gutier Ruben					
1	1:06.657	23.131	25.278	18.248	1:08.050
2	1:04.796	20.690	25.612	18.494	2:12.846
3	1:02.573	20.162	24.617	17.794	3:15.419
4	1:02.568	20.039	24.589	17.940	4:17.987
5	1:02.721	20.365	24.505	17.851	5:20.708
6	1:02.422	20.079	24.319	18.024	6:23.130
7	1:02.004	19.932	24.245	17.827	7:25.134
8	1:03.248	20.658	24.832	17.758	8:28.382
9	1:04.349	20.705	25.363	18.281	9:32.731
No.212 Umana Sanchez Luis Alejandro					
1	1:07.152	23.195	25.808	18.149	1:08.664
2	1:11.241	20.660	32.420	18.161	2:19.905
3	1:02.545	20.153	24.475	17.917	3:22.450
4	1:04.839	21.491	24.789	18.559	4:27.289
5	1:03.363	20.227	24.925	18.211	5:30.652

Laps	Lap Time	Sector 1	Sector 2	Sector 3	Time
6	1:04.046	20.424	24.576	19.046	6:34.698
7	1:02.292	19.980	24.355	17.957	7:36.990
8	1:02.315	19.982	24.404	17.929	8:39.305
9	1:02.911	19.960	24.556	18.395	9:42.216
No.213 Roberts Davin					
1	1:06.495	22.491	24.877	19.127	1:07.346
2	1:03.685	20.393	24.902	18.390	2:11.031
3	1:03.619	20.370	24.634	18.615	3:14.650
4	1:03.297	20.328	24.763	18.206	4:17.947
5	1:03.662	20.937	24.664	18.061	5:21.609
6	1:02.561	20.090	24.505	17.966	6:24.170
7	1:03.237	20.135	24.788	18.314	7:27.407
8	1:03.275	20.434	24.723	18.118	8:30.682
9	1:03.045	20.512	24.462	18.071	9:33.727
No.215 Palmgren Axel					
1	1:13.615	29.213	26.030	18.372	1:14.658
2	1:03.901	20.740	25.050	18.111	2:18.559
3	1:03.824	20.498	24.797	18.529	3:22.383
4	1:05.313	21.847	24.701	18.765	4:27.696
5	1:03.960	21.338	24.619	18.003	5:31.656
6	1:03.111	20.210	24.451	18.450	6:34.767
No.221 Sulima Franciszek					
1	1:08.157	24.833	25.251	18.073	1:09.823
2	1:03.732	20.242	25.000	18.490	2:13.555
3	1:02.995	20.427	24.613	17.955	3:16.550
4	1:02.603	20.581	24.295	17.727	4:19.153
5	1:03.103	20.211	24.732	18.160	5:22.256
6	1:02.059	20.029	24.293	17.737	6:24.315
7	1:03.159	20.151	24.720	18.288	7:27.474
8	1:03.710	21.320	24.547	17.843	8:31.184
9	1:03.561	20.417	24.892	18.252	9:34.745
No.222 Nissen Casper					
1	1:05.090	21.564	25.083	18.443	1:05.870
2	1:03.693	20.906	24.692	18.095	2:09.563
3	1:02.854	20.367	24.445	18.042	3:12.417
4	1:03.059	20.201	24.666	18.192	4:15.476
5	1:02.963	20.257	24.526	18.180	5:18.439
6	1:02.369	20.370	24.242	17.757	6:20.808
7	1:02.023	19.946	24.110	17.967	7:22.831
8	1:02.576	20.091	24.568	17.917	8:25.407
9	1:02.813	20.169	24.482	18.162	9:28.220
No.224 Figueroa Francisco					
1	1:10.141	25.273	26.187	18.681	1:11.720
2	1:02.980	20.258	24.603	18.119	2:14.700
3	1:04.181	20.850	24.740	18.591	3:18.881
4	1:02.444	20.130	24.282	18.032	4:21.325



Junior PRE-FINAL - B (PF- B)

Vuelta a vuelta

For information purposes. No official / regulatory value

Laps	Lap Time	Sector 1	Sector 2	Sector 3	Time
5	1:02.733	20.283	24.493	17.957	5:24.058
6	1:02.726	20.159	24.399	18.168	6:26.784
7	1:03.130	20.623	24.535	17.972	7:29.914
8	1:02.615	20.241	24.466	17.908	8:32.529
9	1:02.913	20.232	24.362	18.319	9:35.442

No.225 Avril Jules

1	1:06.631	22.872	25.325	18.434	1:07.796
2	1:05.583	20.468	26.404	18.711	2:13.379
3	1:03.011	20.331	24.796	17.884	3:16.390
4	1:02.372	20.105	24.440	17.827	4:18.762
5	1:03.094	20.272	24.614	18.208	5:21.856
6	1:02.966	20.015	25.235	17.716	6:24.822
7	1:02.831	20.092	24.493	18.246	7:27.653
8	1:04.170	21.197	25.289	17.684	8:31.823
9	1:03.160	19.984	24.860	18.316	9:34.983

No.227 Marsh Scott

1	1:05.154	21.821	25.060	18.273	1:05.978
2	1:04.500	21.242	25.000	18.258	2:10.478
3	1:02.154	20.031	24.375	17.748	3:12.632
4	1:02.643	20.066	24.399	18.178	4:15.275
5	1:03.011	20.249	24.559	18.203	5:18.286
6	1:02.198	20.137	24.262	17.799	6:20.484
7	1:02.212	20.037	24.134	18.041	7:22.696
8	1:02.482	20.067	24.480	17.935	8:25.178
9	1:02.716	20.155	24.502	18.059	9:27.894

No.228 Lemieux Antoine

1	1:06.492	22.921	25.003	18.568	1:07.498
2	1:03.635	20.477	24.870	18.288	2:11.133
3	1:03.163	20.367	24.668	18.128	3:14.296
4	1:02.411	20.217	24.372	17.822	4:16.707
5	1:02.272	20.047	24.385	17.840	5:18.979
6	1:03.061	20.297	24.527	18.237	6:22.040
7	1:01.724	19.883	24.132	17.709	7:23.764
8	1:01.966	19.924	24.266	17.776	8:25.730
9	1:02.604	20.205	24.520	17.879	9:28.334

No.230 Levar Jure

1	1:06.860	23.542	25.050	18.268	1:08.881
2	1:04.990	20.625	25.975	18.390	2:13.871
3	1:08.443	20.926	24.831	22.686	3:22.314
4	1:05.683	22.118	25.206	18.359	4:27.997
5	1:05.120	21.180	25.318	18.622	5:33.117
6	1:06.184	20.878	25.530	19.776	6:39.301

No.232 Benecchi Gabriel

1	1:10.291	25.735	25.878	18.678	1:12.078
2	1:03.465	20.421	24.871	18.173	2:15.543
3	1:06.127	20.228	25.243	20.656	3:21.670

Laps	Lap Time	Sector 1	Sector 2	Sector 3	Time
4	1:05.330	21.040	25.855	18.435	4:27.000
5	1:03.842	20.394	25.214	18.234	5:30.842
6	1:03.319	20.324	24.657	18.338	6:34.161
7	1:01.861	19.970	24.084	17.807	7:36.022
8	1:02.970	20.404	24.642	17.924	8:38.992
9	1:02.987	19.986	24.749	18.252	9:41.979

No.235 Park Seungsoo

1	1:10.292	25.729	26.007	18.556	1:12.925
2	1:04.437	20.911	25.334	18.192	2:17.362
3	1:04.951	20.375	24.981	19.595	3:22.313
4	1:05.829	21.546	26.018	18.265	4:28.142
5	1:04.106	21.295	24.746	18.065	5:32.248
6	1:02.908	20.266	24.625	18.017	6:35.156
7	1:03.492	20.447	24.754	18.291	7:38.648
8	1:03.285	20.935	24.487	17.863	8:41.933
9	1:03.711	20.269	24.662	18.780	9:45.644

No.236 Gale Toby

1	1:08.113	25.090	25.211	17.812	1:09.213
2	1:04.531	20.499	25.069	18.963	2:13.744
3	1:16.703	21.533	25.264	29.906	3:30.447
4	1:04.921	21.255	24.521	19.145	4:35.368
5	1:02.539	20.288	24.501	17.750	5:37.907
6	1:02.923	20.727	24.332	17.864	6:40.830
7	1:03.674	20.962	24.979	17.733	7:44.504
8	1:02.026	20.093	24.210	17.723	8:46.530
9	1:01.954	19.902	24.312	17.740	9:48.484

No.237 Goff Lewis

1	1:05.990	22.021	25.047	18.922	1:06.962
2	1:03.664	20.414	24.971	18.279	2:10.626
3	1:02.229	20.166	24.339	17.724	3:12.855
4	1:02.683	20.027	24.531	18.125	4:15.538
5	1:02.964	20.317	24.570	18.077	5:18.502
6	1:02.629	20.449	24.397	17.783	6:21.131
7	1:01.826	19.839	24.198	17.789	7:22.957
8	1:02.510	20.123	24.543	17.844	8:25.467
9	1:02.791	20.206	24.520	18.065	9:28.258

No.238 Armstrong Rory

1	1:06.714	23.584	24.836	18.294	1:08.961
2	1:05.176	20.632	26.092	18.452	2:14.137
3	1:02.572	20.310	24.452	17.810	3:16.709
4	1:02.341	20.210	24.281	17.850	4:19.050
5	1:03.114	20.184	24.727	18.203	5:22.164
6	1:02.507	19.976	24.777	17.754	6:24.671
7	1:02.889	19.981	24.637	18.271	7:27.560
8	1:03.167	20.503	24.638	18.026	8:30.727
9	1:02.830	20.342	24.272	18.216	9:33.557



Junior

Rotax Grand Finals 2024

PRE-FINAL - B (PF- B)

Vuelta a vuelta

For information purposes. No official / regulatory value

Laps	Lap Time	Sector 1	Sector 2	Sector 3	Time
No.240 Fisher Ty					
1	1:09.801	25.232	26.075	18.494	1:11.632
2	1:02.819	20.103	24.709	18.007	2:14.451
3	1:17.348	20.939	24.789	31.620	3:31.799
4	1:03.254	20.625	24.771	17.858	4:35.053
5	1:02.215	20.084	24.273	17.858	5:37.268
6	1:02.027	20.076	24.208	17.743	6:39.295
7	1:01.774	19.923	24.134	17.717	7:41.069
8	1:01.608	19.870	24.131	17.607	8:42.677
9	1:02.446	19.837	24.642	17.967	9:45.123

No.242 Wade Pearce					
1	1:25.879	42.155	25.321	18.403	1:27.521
2	1:02.717	20.363	24.475	17.879	2:30.238
3	1:03.099	20.275	24.951	17.873	3:33.337
4	1:02.340	20.066	24.513	17.761	4:35.677
5	1:02.510	20.247	24.671	17.592	5:38.187
6	1:02.172	20.049	24.293	17.830	6:40.359
7	1:02.501	20.315	24.460	17.726	7:42.860
8	1:02.037	19.992	24.295	17.750	8:44.897
9	1:01.995	19.954	24.231	17.810	9:46.892

No.243 Tions Adrians					
1	1:10.030	25.387	25.940	18.703	1:12.013
2	1:04.182	20.298	24.909	18.975	2:16.195
3	1:05.714	20.327	24.772	20.615	3:21.909
4	1:05.032	21.191	25.298	18.543	4:26.941
5	1:03.650	20.353	25.040	18.257	5:30.591
6	1:02.707	20.235	24.502	17.970	6:33.298
7	1:02.658	20.076	24.527	18.055	7:35.956
8	1:02.708	20.216	24.622	17.870	8:38.664
9	1:03.334	20.093	24.868	18.373	9:41.998

No.245 Girardet Alois					
1	1:06.922	23.343	25.283	18.296	1:07.986
2	1:03.392	20.450	24.909	18.033	2:11.378
3	1:03.091	20.348	24.552	18.191	3:14.469
4	1:02.631	20.204	24.494	17.933	4:17.100
5	1:02.418	20.181	24.472	17.765	5:19.518
6	1:02.703	20.170	24.327	18.206	6:22.221
7	1:02.658	19.866	24.618	18.174	7:24.879
8	1:02.751	19.976	24.782	17.993	8:27.630
9	1:05.997	20.863	26.207	18.927	9:33.627

No.252 Natino Matteo					
1	1:10.650	25.823	26.481	18.346	1:12.368
2	1:03.403	20.362	25.007	18.034	2:15.771
3	1:05.233	20.168	24.880	20.185	3:21.004
4	1:03.065	20.601	24.461	18.003	4:24.069
5	1:02.613	20.157	24.405	18.051	5:26.682

6	1:02.372	20.198	24.289	17.885	6:29.054
7	1:02.369	19.904	24.469	17.996	7:31.423
8	1:02.154	20.011	24.363	17.780	8:33.577
9	1:02.014	19.900	24.231	17.883	9:35.591

No.253 Nechifor David Alexandru					
1	1:23.787	40.059	25.637	18.091	1:25.676
2	1:03.582	20.562	24.854	18.166	2:29.258
3	1:04.365	21.184	25.324	17.857	3:33.623
4	1:03.148	20.427	24.727	17.994	4:36.771
5	1:03.325	20.418	24.977	17.930	5:40.096
6	1:03.409	20.542	24.782	18.085	6:43.505
7	1:04.593	20.889	24.988	18.716	7:48.098
8	1:03.652	20.839	24.830	17.983	8:51.750
9	1:03.690	20.791	24.829	18.070	9:55.440

No.257 Sheikh Arafath					
1	1:10.346	25.585	26.336	18.425	1:12.450
2	1:04.565	21.031	25.488	18.046	2:17.015
3	1:04.983	20.460	25.068	19.455	3:21.998
4	1:05.641	20.802	25.486	19.353	4:27.639
5	1:03.290	20.659	24.703	17.928	5:30.929
6	1:04.105	20.509	24.542	19.054	6:35.034
7	1:03.549	20.395	24.835	18.319	7:38.583
8	1:03.200	20.655	24.612	17.933	8:41.783
9	1:04.174	20.511	25.216	18.447	9:45.957

No.259 Ricci Salvador					
1	1:09.799	25.307	25.911	18.581	1:12.184
2	1:04.112	21.158	24.998	17.956	2:16.296
3	1:05.451	20.572	24.773	20.106	3:21.747
4	1:13.360	20.677	33.084	19.599	4:35.107
5	1:03.628	20.373	25.287	17.968	5:38.735
6	1:02.465	20.159	24.481	17.825	6:41.200
7	1:03.027	20.267	25.036	17.724	7:44.227
8	1:03.555	20.724	24.923	17.908	8:47.782
9	1:02.846	20.246	24.522	18.078	9:50.628

No.261 Rogowski Alex					
1	1:25.299	41.840	25.400	18.059	1:26.626
2	1:02.817	20.400	24.501	17.916	2:29.443
3	1:02.898	20.400	24.448	18.050	3:32.341
4	1:03.269	20.270	25.116	17.883	4:35.610
5	1:02.444	20.160	24.573	17.711	5:38.054
6	1:02.727	20.088	24.257	18.382	6:40.781
7	1:02.512	20.381	24.398	17.733	7:43.293
8	1:02.035	20.033	24.265	17.737	8:45.328
9	1:01.885	19.994	24.201	17.690	9:47.213

No.262 Fernandez Daniel					
1	1:09.709	25.135	25.913	18.661	1:11.881

Junior

Rotax Grand Finals 2024

PRE-FINAL - B (PF- B)

Vuelta a vuelta

For information purposes. No official / regulatory value

Laps	Lap Time	Sector 1	Sector 2	Sector 3	Time
2	1:03.004	20.211	24.775	18.018	2:14.885
3	1:07.390	20.706	25.575	21.109	3:22.275
4	1:05.485	20.963	25.403	19.119	4:27.760
5	1:03.825	21.125	24.565	18.135	5:31.585
6	1:02.811	20.080	24.455	18.276	6:34.396
7	1:02.252	20.054	24.265	17.933	7:36.648
8	1:02.824	19.940	24.665	18.219	8:39.472
9	1:02.837	19.993	24.515	18.329	9:42.309

Laps	Lap Time	Sector 1	Sector 2	Sector 3	Time
8	1:02.660	20.100	24.696	17.864	8:27.711
9	1:04.330	21.102	25.109	18.119	9:32.041

No.264 Sadurski Max

1	1:05.343	21.922	25.017	18.404	1:06.248
2	1:04.176	20.800	25.076	18.300	2:10.424
3	1:02.728	20.463	24.420	17.845	3:13.152
4	1:02.629	20.005	24.442	18.182	4:15.781
5	1:02.778	20.199	24.599	17.980	5:18.559
6	1:02.779	20.558	24.474	17.747	6:21.338
7	1:01.767	19.903	24.159	17.705	7:23.105
8	1:02.567	20.119	24.493	17.955	8:25.672
9	1:02.882	20.121	24.541	18.220	9:28.554

No.266 Reuvers Jeremy

1	1:09.493	25.487	25.852	18.154	1:10.413
2	1:03.969	20.352	25.109	18.508	2:14.382
3	1:04.067	20.697	24.906	18.464	3:18.449
4	1:02.523	20.058	24.529	17.936	4:20.972
5	1:02.761	20.307	24.635	17.819	5:23.733
6	1:03.076	20.248	24.522	18.306	6:26.809
7	1:02.784	20.362	24.492	17.930	7:29.593
8	1:02.651	20.236	24.565	17.850	8:32.244
9	1:03.247	20.063	24.472	18.712	9:35.491

No.268 Tseng Eason

1	1:08.883	25.198	25.482	18.203	1:10.615
2	1:03.587	20.265	24.887	18.435	2:14.202
3	1:03.947	20.504	25.059	18.384	3:18.149
4	1:02.523	20.099	24.560	17.864	4:20.672
5	1:02.413	20.058	24.544	17.811	5:23.085
6	1:01.981	19.967	24.297	17.717	6:25.066
7	1:02.785	19.938	24.755	18.092	7:27.851
8	1:03.421	20.854	24.882	17.685	8:31.272
9	1:02.547	20.063	24.545	17.939	9:33.819

No.269 Soltys Michal

1	1:06.359	22.829	24.917	18.613	1:07.682
2	1:04.827	20.404	26.123	18.300	2:12.509
3	1:02.606	20.202	24.555	17.849	3:15.115
4	1:02.793	20.012	24.787	17.994	4:17.908
5	1:02.282	20.163	24.359	17.760	5:20.190
6	1:02.250	19.995	24.345	17.910	6:22.440
7	1:02.611	20.053	24.348	18.210	7:25.051


























Junior

Rotax Grand Finals 2024


Document 35.1 OFFICIAL

PRE-FINAL - B (PF- B)

Starting Grid

235	Park Seungsoo		18	238	Armstrong Rory	
259	Ricci Salvador		17	257	Sheikh Arafath	
262	Fernandez Daniel		16	243	Tions Adrians	
230	Levar Jure		15	253	Nechifor David Alexandru	
217	Xiaolei Liu		14	232	Benecchi Gabriel	
240	Fisher Ty		13	252	Natino Matteo	
268	Tseng Eason		12	242	Wade Pearce	
221	Sulima Franciszek		11	224	Figueroa Francisco	
212	Umana Sanchez Luis Alejandro		10	209	Oseguera Gutier Ruben	
205	Alves De Lima Pedro		9	261	Rogowski Alex	
269	Soltys Michal		8	265	Vanderveken Bran	
225	Avril Jules		7	208	Sekiguchi Shun	
236	Gale Toby		6	245	Girardet Alois	
215	Palmgren Axel		5	228	Lemieux Antoine	
237	Goff Lewis		4	266	Reuvers Jeremy	
264	Sadurski Max		3	213	Roberts Davin	
227	Marsh Scott		2	207	Manson Marco	
222	Nissen Casper		1			

POLE POSITION



Start : 25/10 - 13:50 9 Laps = 15.030 km

