

**Rotax Max**

**Préfinale (PF)**

**Document 15.1 OFFICIEL**

**Résultats**

Sous réserve du contrôle technique ou d'incidents d'ordre sportif

Clt	N°	Pilote	Concurrent	Equipement	Tours	Ecart	Interv.	Meilleur tour	Pénalité
1	=	2 SARRAZIN Arnaud	PKS	SODI / / MOJO	12			1:02.580	
2	▲2	9 BORGET Bastien	KURB BY MD CONSULTING	SODI / / MOJO	12	<b>0.147</b>	0.147	1:02.360	
3	▲6	33 HOGGARD Johnathan	DAEMS RACING	TONY KART / / MOJO	12	<b>0.729</b>	0.582	1:02.355	
4	▼2	13 WARGÉ Félix	TYS RACING TEAM	EXPRIT / / MOJO	12	<b>1.046</b>	0.317	1:02.457	
5	▲5	6 HERMOUET Julien	KART IN PRO	EXPRIT / / MOJO	12	<b>2.937</b>	1.891	1:02.597	
6	▲5	51 MARSEROU Vincent	KPR	REDSPEED / / MOJO	12	<b>3.741</b>	0.804	1:02.512	
7	▼1	10 CAMMARATA Marc	KJC	SODI / / MOJO	12	<b>4.634</b>	0.893	1:02.623	
8	▲6	14 BOUDINSKI Valentin	MALEVAUT SPORT	TONY KART / / MOJO	12	<b>4.852</b>	0.218	1:02.591	
9	▼4	92 BERTIN Renaud	SPEED RACING	EXPRIT / / MOJO	12	<b>4.940</b>	0.088	1:02.638	
10	▲8	65 NOMBLOT Jean	KART PRO RACING	SODI / / MOJO	12	<b>4.994</b>	0.054	1:02.636	
11	▼8	73 FOURQUEMIN Paul	RM CONCEPT	FA KART / / MOJO	12	<b>5.089</b>	0.095	1:02.691	
12	▼4	84 ROOVERS Noah	DAEMS RACING TEAM	TONY KART / / MOJO	12	<b>7.565</b>	2.476	1:02.715	
13	▲3	72 HEBRARD Sacha	TEAM MALEVAUT SPORT	TONY KART / / MOJO	12	<b>7.674</b>	0.109	1:02.687	
14	▼1	12 DUGUE Antony	SONIC RACING	KOSMIC / / MOJO	12	<b>7.882</b>	0.208	1:02.876	
15	▲2	31 MOULIN Baptiste	DAEMS RACING	TONY KART / / MOJO	12	<b>14.359</b>	6.477	1:02.784	
16	▼4	91 ROUSSET Louis	KPR	REDSPEED / / MOJO	12	<b>14.816</b>	0.457	1:03.213	
17	▲2	3 GHRIB Medy	MEDY78	TONY KART / / MOJO	12	<b>15.367</b>	0.551	1:03.202	
18	▲7	27 REZGUI Nassim	KPR RACING	REDSPEED / / MOJO	12	<b>15.581</b>	0.214	1:03.046	
19	▲7	22 CAUHAUPE Edouard	DSS	FA KART / / MOJO	12	<b>16.264</b>	0.683	1:03.094	
20	=	8 HENIQUE Jérémy	DSS KART	FA KART / / MOJO	12	<b>16.428</b>	0.164	1:03.454	
21	▲6	7 LAHITTE Thomas	DSS	FA KART / / MOJO	12	<b>18.828</b>	2.400	1:03.594	
22	=	5 GASSIN Bastien	KART IN PRO COMPÉTITION	TONY KART / / MOJO	12	<b>15.132</b>		1:03.115	+5p
23	▼2	35 GIRAUD Vadime	KPR	SODI / / MOJO	12	<b>19.328</b>	4.196	1:03.599	
24	▼17	29 JENOUVRIER Alexandre	KART PRO RACING	SODI / / MOJO	10	<b>2 Tours</b>	2 Tours	1:02.519	
25	▼10	15 COUSIN Jules	RM CONCEPT	FA KART / / MOJO	2	<b>10 Tours</b>	8 Tours	1:07.657	
26	▼3	17 MOUZON Jerome	TEAM FOTI JUNIOR	TONY KART / / MOJO	12	<b>16.195</b>	10:33.158	1:03.123	+8p
27	▼3	37 CHAMPION Rudy	PKS	KOSMIC / / MOJO	12	<b>21.797</b>	5.602	1:03.081	+5p

N°5 GASSIN Bastien : Défaut de maîtrise (Art. 19 du RSN 2017). Suivant la décision sportive N°79.

N°17 MOUZON Jerome : 5 Places de pénalité pour position non conforme du carénage avant (Art 19 du RSN 2017).

N°17 MOUZON Jerome : Défaut de maîtrise (Art. 19 du RSN 2017). Suivant la décision sportive N°77.

N°37 CHAMPION Rudy : 5 Points de pénalité pour position non conforme du carénage avant (Art 19 du RSN 2017).

Tête de course : N°2 SARRAZIN Arnaud (1-4) / N°13 WARGÉ Félix (5-5) / N°2 SARRAZIN Arnaud (6-12)

Départ : 14/05 - 11:29:28

Meilleur tour : N°33 HOGGARD Johnathan 1:02.355 86,60 Km/h

Météo : Légèrement nuageux Air : 16°C Piste : Sèche

Record de l'épreuve : N°13 WARGÉ Félix 1:02.046 87,03 Km/h



DOCUMENT N° **79**

**DÉCISION DES COMMISSAIRES SPORTIFS**  
**STEWARDS' DECISION**

PÉNALITÉ INFLIGÉE AU CONCURRENT (NOM) :  
*PENALTY INFLICTED UPON THE ENTRANT (NAME):*

NUMERO DE LICENCE / LICENSE NUMBER : **228425 E1**

N° : **5**  
No.:

PILOTE : **GASSIN Bastien**  
DRIVER:

Concerne la partie de l'Épreuve : **Rotax Max - Préfinale**  
*Concerns the part of the event:*

**ÉNONCÉ / STATEMENT:**

**Pénalité de 5 places de la manche concernée**

**MOTIF / REASON:**

**Défaut de maîtrise sur le pilote 37 (Article 19 du RSN 2017)**

\* Le soussigné reconnaît avoir reçu copie de la présente notification et avoir été informé des voies de recours : DROIT D'APPEL, Réglementation ASN et des conséquences qui en découlent (juridiques et financières).  
Le concurrent doit déclarer, par écrit, dans l'heure qui suit la notification ou la publication de la décision, au Directeur de Course ou à un Commissaire Sportif, son intention de faire appel. Il doit joindre impérativement à cette déclaration d'appel une caution d'appel de : 3300 € (appel national FFSA).  
Il doit confirmer intention en envoyant sa lettre à l'ASN dans les formes et délais prévus par les règlements applicables.

**Décision annoncée**  
*Decision announced*

Date / Date: **14/05/2017**

Heure / Time: **12:14**

Nom / Name

Signature

Président du Collège / *Chairman of the Panel:*

**Jean-Marc Jardin (FRA) :**

Membres du Collège / *Members of the Panel:*

**Nathalie Letniowska (FRA) :**

**Eric Giner (FRA) :**

**NOTIFICATION AU CONCURRENT CONCERNÉ / NOTIFICATION TO THE RELEVANT ENTRANT**

Je soussigné :  
*I undersigned:* Nom personnel / *personal name*

Représentant du Concurrent :  
*Representing the Entrant:* Nom du Concurrent / *Entrant's name*


Certifie avoir reçu notification du document N° **79** des Commissaires Sportifs de l'Épreuve.  
*Certify that I have been notified of document No. by the Stewards of the Meeting.*

Date :

Heure / Time:

Signature :






**Rotax Max**

**Préfinale (PF)**

**Tableau des tours**

Pour information, sans valeur officielle

	1	2	3	4	5	6	7	8	9	10	11	12	13	14	15	16	17	18	19	20	21	22	23	24	25	26	27
<b>Grille</b>	2	13	73	9	92	10	29	84	33	6	51	91	12	14	15	72	31	65	3	8	35	5	17	37	27	22	7
<b>Départ</b>	2	13	9	73	92	10	29	33	84	51	12	6	91	15	14	31	3	72	65	35	8	17	5	37	27	22	7
<b>Tour 1</b> Intervalle	2	73	13	92	9	10	29	84	33	14	6	51	12	72	65	31	17	91	37	3	35	5	22	8	27	7	15
		0.4	0.5	0.3	0.2	0.2	0.5	0.1	0.3	0.1	0.1	0.1	0.2	0.1	0.2	0.3	0.1	0.2	0.2	0.1	0.2	0.7	0.2	0.2	0.4	0.0	0.2
<b>Tour 2</b>	2	73	13	92	9	10	29	84	33	14	6	51	72	12	65	31	37	91	3	17	5	35	22	8	27	7	<del>15</del>
		0.3	0.1	0.4	0.2	0.3	0.5	0.4	0.0	0.3	0.2	0.3	1.0	0.1	0.4	0.3	0.1	0.3	0.1	0.5	0.1	0.3	0.0	0.1	0.2	0.6	3.6
<b>Tour 3</b>	2	13	73	9	92	10	29	33	84	14	6	51	72	12	65	31	37	91	3	5	17	22	27	35	7	8	
		0.1	0.4	0.1	0.2	0.3	0.5	0.3	0.4	0.3	0.3	0.2	0.9	0.1	0.4	0.2	0.5	0.6	0.3	0.3	0.3	0.2	1.3	0.4	0.1	0.1	
<b>Tour 4</b>	2	13	9	92	73	10	29	33	84	14	6	51	72	65	12	91	37	31	5	3	17	22	27	8	35	7	
		0.1	0.3	0.4	0.1	0.1	0.3	0.2	0.7	0.2	0.4	0.1	1.3	0.9	0.8	0.4	0.2	0.0	0.2	0.0	0.3	0.3	1.2	1.4	0.7	0.2	
<b>Tour 5</b>	13	2	9	92	73	29	33	10	14	6	84	51	72	65	12	91	37	5	3	31	22	17	27	8	7	35	
		0.1	0.1	0.6	0.3	0.5	0.1	0.1	0.5	0.2	0.3	0.0	1.2	0.8	1.3	1.1	0.1	0.2	0.1	0.6	0.2	0.2	0.2	1.6	1.6	0.3	
<b>Tour 6</b>	2	92	13	73	9	33	29	10	14	6	51	84	72	65	12	37	5	91	3	31	22	17	27	8	7	35	
		0.4	0.4	0.2	0.3	0.1	0.2	0.0	0.2	0.1	0.2	0.4	1.0	0.7	1.6	1.4	0.2	0.2	0.1	0.2	0.3	0.2	0.2	2.0	1.7	0.4	
<b>Tour 7</b>	2	92	13	73	9	33	10	6	14	29	51	84	72	65	12	37	5	3	91	31	22	17	27	8	7	35	
		0.2	0.3	0.4	0.1	0.2	0.6	0.3	0.2	0.3	0.1	0.3	0.9	0.4	2.0	1.7	0.2	0.2	0.1	0.7	0.3	0.2	0.1	1.9	1.7	0.3	
<b>Tour 8</b>	2	92	13	9	33	73	10	6	14	29	51	84	65	72	12	91	5	31	3	22	27	17	8	7	35	37	
		0.2	0.1	0.3	0.7	0.2	0.1	0.2	0.2	0.4	0.1	0.6	1.1	0.1	2.1	2.7	0.2	0.3	0.1	0.2	0.6	1.0	0.8	2.2	0.3	3.8	
<b>Tour 9</b>	2	13	9	92	33	73	6	14	51	10	29	84	65	72	12	91	3	31	5	27	22	17	8	7	35	37	
		0.3	0.2	0.2	0.2	1.3	0.1	0.1	0.3	0.1	0.1	0.5	0.6	0.1	2.4	3.5	0.2	0.3	0.1	0.2	0.2	1.0	0.9	2.4	0.3	3.3	
<b>Tour 10</b>	2	13	9	33	92	6	14	51	<del>29</del>	10	65	73	84	72	12	91	3	5	31	27	22	17	8	7	35	37	
		0.2	0.1	0.5	0.4	1.7	0.7	0.2	0.5	0.1	0.3	0.1	0.2	0.1	2.0	4.5	0.0	0.1	0.1	0.2	0.1	0.7	1.2	2.5	0.3	3.1	
<b>Tour 11</b>	2	9	33	92	13	6	51	14	10	65	73	84	72	12	91	31	3	5	27	22	17	8	7	35	37		
		0.5	0.6	0.3	0.0	1.0	1.1	0.3	0.1	0.5	0.3	0.4	0.0	1.8	5.6	0.3	0.2	0.1	0.1	0.3	0.2	0.8	2.6	0.4	2.7		
<b>Tour 12</b>	2	9	33	13	6	51	10	14	92	65	73	84	72	12	31	91	5	3	27	17	22	8	7	35	37		
		0.1	0.5	0.3	1.8	0.8	0.8	0.2	0.0	0.0	0.0	2.4	0.1	0.2	6.4	0.4	0.3	0.2	0.2	0.6	0.0	0.1	2.4	0.5	2.4		




# Rotax Max

## Préfinale (PF) Analyse des tours

Pour information, sans valeur officielle

Tours	Secteur 1	Secteur 2	Secteur 3	Temps au tour	Tours	Secteur 1	Secteur 2	Secteur 3	Temps au tour	Tours	Secteur 1	Secteur 2	Secteur 3	Temps au tour
<b>N°2 SARRAZIN Arnaud</b>					11	21.993	19.339	23.303	1:04.635	9	<b>21.597</b>	19.030	22.827	<b>1:03.454</b>
1	22.473	19.007	22.847	1:04.327	12	21.677	19.508	23.078	1:04.263	10	21.607	19.004	22.903	1:03.514
2	21.519	18.929	22.765	1:03.213	<b>N°6 HERMOUET Julien</b>					11	21.718	19.052	22.939	1:03.709
3	21.420	18.797	22.654	1:02.871	1	24.223	19.644	23.037	1:06.904	12	21.678	19.095	23.137	1:03.910
4	21.345	18.765	22.612	1:02.722	2	21.635	18.881	22.654	1:03.170	<b>N°9 BORGET Bastien</b>				
5	21.744	18.741	22.584	1:03.069	3	21.680	18.779	22.574	1:03.033	1	23.823	19.238	22.760	1:05.821
6	21.665	18.795	22.587	1:03.047	4	<b>21.149</b>	<b>18.686</b>	22.817	1:02.652	2	21.492	18.776	22.554	1:02.822
7	21.444	18.735	22.610	1:02.789	5	21.168	18.847	22.614	1:02.629	3	21.284	<b>18.633</b>	22.540	1:02.457
8	21.473	18.768	22.640	1:02.881	6	21.174	18.804	22.619	1:02.597	4	21.305	18.646	22.495	1:02.446
9	<b>21.338</b>	18.742	22.614	1:02.694	7	21.451	18.780	22.588	1:02.819	5	21.373	18.751	22.587	1:02.711
10	<b>21.325</b>	<b>18.699</b>	<b>22.556</b>	<b>1:02.580</b>	8	21.270	18.729	22.647	1:02.646	6	21.659	20.160	22.598	1:04.417
11	21.673	18.742	22.692	1:03.107	9	21.192	19.235	22.848	1:03.275	7	21.273	18.677	22.504	1:02.454
12	21.485	18.834	22.755	1:03.074	10	21.468	18.799	22.662	1:02.929	8	21.255	18.675	<b>22.468</b>	1:02.398
<b>N°3 GHRIB Medy</b>					11	21.348	18.697	22.657	1:02.702	9	21.236	18.836	22.516	1:02.588
1	25.151	20.292	23.031	1:08.474	12	21.389	19.108	22.855	1:03.352	10	<b>21.135</b>	18.721	22.504	1:02.360
2	21.944	19.399	22.781	1:04.124	<b>N°7 LAHITTE Thomas</b>					11	21.584	19.177	22.526	1:03.287
3	21.713	19.231	22.672	1:03.616	1	24.705	20.415	24.132	1:09.252	12	21.295	18.713	22.663	1:02.671
4	21.805	19.066	22.661	1:03.532	2	21.976	19.350	22.866	1:04.192	<b>N°10 CAMMARATA Marc</b>				
5	21.900	19.244	22.670	1:03.814	3	21.687	19.580	22.981	1:04.248	1	23.816	19.295	22.810	1:05.921
6	21.769	19.013	22.596	1:03.378	4	22.115	20.053	22.912	1:05.080	2	21.452	18.894	22.580	1:02.926
7	21.614	<b>19.009</b>	<b>22.579</b>	<b>1:03.202</b>	5	21.935	19.496	22.804	1:04.235	3	21.364	<b>18.739</b>	<b>22.520</b>	1:02.623
8	21.458	19.738	23.110	1:04.306	6	21.862	19.083	<b>22.649</b>	1:03.594	4	21.304	18.811	22.552	1:02.667
9	<b>21.419</b>	19.224	22.647	1:03.290	7	21.716	19.155	22.810	1:03.681	5	21.609	19.291	22.908	1:03.808
10	21.649	19.345	22.739	1:03.733	8	<b>21.615</b>	19.460	22.800	1:03.875	6	21.513	18.938	22.644	1:03.095
11	22.546	19.344	22.744	1:04.634	9	21.692	19.117	22.892	1:03.701	7	21.459	18.841	22.536	1:02.836
12	22.175	19.429	23.054	1:04.658	10	21.729	19.209	22.660	1:03.598	8	21.320	18.786	22.575	1:02.681
<b>N°5 GASSIN Bastien</b>					11	21.854	<b>19.082</b>	22.830	1:03.766	9	<b>21.215</b>	19.621	23.298	1:04.134
1	25.421	20.207	23.466	1:09.094	12	21.690	19.141	22.875	1:03.706	10	21.495	19.494	22.926	1:03.915
2	21.619	19.305	22.934	1:03.858	<b>N°8 HENIQUE Jérémy</b>					11	21.482	18.816	22.521	1:02.819
3	21.571	18.809	22.823	1:03.203	1	25.703	20.356	23.647	1:09.706	12	21.343	19.122	22.888	1:03.353
4	<b>21.293</b>	18.828	22.994	1:03.115	2	21.730	19.155	23.001	1:03.886	<b>N°12 DUGUE Antony</b>				
5	21.850	19.149	22.713	1:03.712	3	22.132	20.154	23.009	1:05.295	1	24.602	19.606	23.137	1:07.345
6	21.680	<b>18.735</b>	22.713	1:03.128	4	22.045	19.001	22.872	1:03.918	2	22.016	19.464	22.785	1:04.265
7	21.674	19.051	<b>22.703</b>	1:03.428	5	21.715	<b>18.961</b>	22.878	1:03.554	3	21.507	<b>18.753</b>	<b>22.616</b>	1:02.876
8	21.358	19.838	22.842	1:04.038	6	21.758	18.994	<b>22.743</b>	1:03.495	4	22.066	19.695	22.800	1:04.561
9	21.715	19.499	23.036	1:04.250	7	21.711	19.134	22.831	1:03.676	5	21.635	18.783	22.707	1:03.125
10	21.606	18.992	22.806	1:03.404	8	21.602	19.090	22.765	1:03.457	6	21.502	18.797	22.725	1:03.024



# Rotax Max

## Préfinale (PF) Analyse des tours

Pour information, sans valeur officielle

Tours	Secteur 1	Secteur 2	Secteur 3	Temps au tour
7	21.479	18.886	22.750	1:03.115
8	21.529	18.763	22.729	1:03.021
9	21.431	18.833	22.724	1:02.988
10	21.316	18.884	22.728	1:02.928
11	21.518	18.808	22.744	1:03.070
12	21.622	18.876	22.852	1:03.350

### N°13 WARGÉ Félix

1	23.537	19.013	22.724	1:05.274
2	21.365	18.764	22.591	1:02.720
3	21.407	18.659	22.517	1:02.583
4	21.306	18.816	22.556	1:02.678
5	21.422	18.740	22.615	1:02.777
6	22.101	19.449	22.514	1:04.064
7	21.377	18.671	22.459	1:02.507
8	21.308	18.810	22.525	1:02.643
9	21.399	18.763	22.512	1:02.674
10	21.219	18.733	22.505	1:02.457
11	21.690	19.935	22.839	1:04.464
12	21.350	18.649	22.559	1:02.558

### N°14 BOUDINSKI Valentin

1	23.607	19.725	23.222	1:06.554
2	21.520	18.876	22.706	1:03.102
3	21.630	18.687	22.565	1:02.882
4	21.310	18.655	22.626	1:02.591
5	21.340	18.719	22.718	1:02.777
6	21.303	18.772	22.680	1:02.755
7	21.479	19.064	22.675	1:03.218
8	21.307	18.737	22.594	1:02.638
9	21.307	18.922	22.880	1:03.109
10	21.842	19.006	22.708	1:03.556
11	21.787	18.932	22.742	1:03.461
12	21.472	19.271	23.026	1:03.769

### N°15 COUSIN Jules

1	25.376	20.793	24.832	1:11.001
2	23.077	20.133	24.447	1:07.657

Tours	Secteur 1	Secteur 2	Secteur 3	Temps au tour
<b>N°17 MOUZON Jerome</b>				
1	24.510	19.990	23.053	1:07.553
2	22.791	19.697	22.873	1:05.361
3	22.024	18.915	22.735	1:03.674
4	21.485	18.881	22.833	1:03.199
5	21.703	20.034	22.894	1:04.631
6	21.485	18.918	22.720	1:03.123
7	21.520	19.308	23.094	1:03.922
8	22.795	19.072	22.783	1:04.650
9	21.570	19.088	22.710	1:03.368
10	21.451	19.018	22.691	1:03.160
11	21.601	19.600	22.917	1:04.118
12	21.577	19.591	23.393	1:04.561

### N°22 CAUHAUPE Edouard

1	24.898	20.436	23.550	1:08.884
2	21.738	19.192	23.011	1:03.941
3	21.677	18.975	22.752	1:03.404
4	21.568	18.917	22.839	1:03.324
5	21.551	19.694	22.768	1:04.013
6	21.560	18.810	22.724	1:03.094
7	21.722	19.325	22.885	1:03.932
8	21.457	18.846	22.951	1:03.254
9	21.614	19.352	23.051	1:04.017
10	21.565	19.094	22.787	1:03.446
11	21.955	19.864	22.820	1:04.639
12	21.603	19.492	23.762	1:04.857

### N°27 REZGUI Nassim

1	25.888	20.093	23.951	1:09.932
2	21.721	19.032	22.883	1:03.636
3	21.949	19.495	22.914	1:04.358
4	21.539	18.861	22.798	1:03.198
5	21.545	18.828	22.960	1:03.333
6	21.388	18.852	22.806	1:03.046
7	21.672	19.031	23.129	1:03.832
8	21.784	18.778	22.917	1:03.479
9	21.369	18.997	22.815	1:03.181
10	21.583	19.088	22.813	1:03.484


11	22.049	19.500	22.874	1:04.423
12	21.680	19.362	23.510	1:04.552
<b>N°29 JENOUVRIER Alexandre</b>				
1	23.874	19.516	23.004	1:06.394
2	21.478	18.832	22.610	1:02.920
3	21.313	18.771	22.531	1:02.615
4	21.290	18.688	22.541	1:02.519
5	21.352	19.053	22.739	1:03.144
6	21.640	18.935	22.714	1:03.289
7	22.291	18.902	22.651	1:03.844
8	21.318	18.769	22.629	1:02.716
9	21.488	18.685	23.171	1:03.344
10	21.691	19.049	22.908	1:03.648

### N°31 MOULIN Baptiste

1	24.925	19.747	23.160	1:07.832
2	22.109	19.285	22.879	1:04.273
3	21.391	18.756	22.637	1:02.784
4	21.485	19.911	23.275	1:04.671
5	22.273	19.714	22.805	1:04.792
6	21.454	18.837	22.704	1:02.995
7	21.976	19.158	22.748	1:03.882
8	21.376	18.903	22.945	1:03.224
9	21.772	19.111	22.868	1:03.751
10	21.843	19.180	22.705	1:03.728
11	21.903	19.360	22.849	1:04.112
12	21.861	19.176	22.829	1:03.866

### N°33 HOGGARD Johnathan

1	24.379	19.568	22.887	1:06.834
2	21.370	18.871	22.657	1:02.898
3	21.341	18.656	22.472	1:02.469
4	21.220	18.693	22.527	1:02.440
5	21.238	19.170	22.628	1:03.036
6	21.280	18.966	22.612	1:02.858
7	21.283	18.715	22.539	1:02.537
8	21.348	18.913	22.660	1:02.921
9	21.232	18.691	22.487	1:02.410
10	21.103	18.710	22.542	1:02.355




**Rotax Max**

**Préfinale (PF)**

**Analyse des tours**

Pour information, sans valeur officielle

Tours	Secteur 1	Secteur 2	Secteur 3	Temps au tour	Tours	Secteur 1	Secteur 2	Secteur 3	Temps au tour	Tours	Secteur 1	Secteur 2	Secteur 3	Temps au tour
11	21.259	19.381	22.696	1:03.336	9	<b>21.154</b>	<b>18.713</b>	23.072	1:02.939	7	21.370	<b>18.755</b>	22.566	<b>1:02.691</b>
12	21.267	18.765	22.594	1:02.626	10	21.514	19.199	22.670	1:03.383	8	21.553	19.227	22.751	1:03.531
<b>N°35 GIRAUD Vadime</b>					<b>N°65 NOMBLOT Jean</b>					<b>N°84 ROOVERS Noah</b>				
1	<b>24.940</b>	<b>20.054</b>	<b>23.624</b>	<b>1:08.618</b>	1	<b>24.369</b>	<b>19.730</b>	<b>23.135</b>	<b>1:07.234</b>	1	<b>23.960</b>	<b>19.517</b>	<b>22.996</b>	<b>1:06.473</b>
2	<b>21.853</b>	<b>19.543</b>	<b>23.512</b>	<b>1:04.908</b>	2	<b>22.368</b>	<b>19.121</b>	<b>22.773</b>	<b>1:04.262</b>	2	<b>21.482</b>	<b>18.952</b>	<b>22.731</b>	<b>1:03.165</b>
3	22.530	19.570	<b>23.117</b>	1:05.217	3	<b>21.489</b>	<b>18.764</b>	<b>22.623</b>	<b>1:02.876</b>	3	21.596	<b>18.772</b>	<b>22.602</b>	<b>1:02.970</b>
4	22.419	<b>19.423</b>	<b>23.078</b>	1:04.920	4	21.601	19.041	22.650	1:03.292	4	<b>21.227</b>	<b>18.743</b>	22.745	<b>1:02.715</b>
5	22.259	19.582	<b>22.987</b>	<b>1:04.828</b>	5	<b>21.368</b>	<b>18.734</b>	<b>22.584</b>	<b>1:02.686</b>	5	21.467	19.359	22.752	1:03.578
6	<b>21.653</b>	<b>19.152</b>	<b>22.883</b>	<b>1:03.688</b>	6	<b>21.324</b>	<b>18.731</b>	22.677	1:02.732	6	21.524	18.888	22.661	1:03.073
7	21.665	<b>19.039</b>	22.895	<b>1:03.599</b>	7	<b>21.319</b>	18.757	22.609	<b>1:02.685</b>	7	21.503	18.985	22.685	1:03.173
8	21.859	19.070	22.981	1:03.910	8	<b>21.283</b>	18.888	22.593	1:02.764	8	21.449	18.834	22.697	1:02.980
9	<b>21.543</b>	19.055	23.037	1:03.635	9	21.342	<b>18.716</b>	<b>22.578</b>	<b>1:02.636</b>	9	21.407	18.894	22.791	1:03.092
10	21.657	19.095	22.894	1:03.646	10	21.290	18.931	22.724	1:02.945	10	21.512	19.227	23.317	1:04.056
11	21.723	19.097	22.996	1:03.816	11	21.680	18.773	<b>22.559</b>	1:03.012	11	21.442	19.043	22.836	1:03.321
12	21.660	<b>19.030</b>	23.104	1:03.794	12	21.425	18.833	22.884	1:03.142	12	22.073	19.448	23.421	1:04.942
<b>N°37 CHAMPION Rudy</b>					<b>N°72 HEBRARD Sacha</b>					<b>N°91 ROUSSET Louis</b>				
1	<b>24.935</b>	<b>19.853</b>	<b>23.058</b>	<b>1:07.846</b>	1	<b>24.400</b>	<b>19.689</b>	<b>22.967</b>	<b>1:07.056</b>	1	<b>25.182</b>	<b>20.074</b>	<b>23.056</b>	<b>1:08.312</b>
2	<b>21.833</b>	<b>19.193</b>	<b>22.791</b>	<b>1:03.817</b>	2	<b>22.005</b>	<b>19.195</b>	<b>22.770</b>	<b>1:03.970</b>	2	<b>22.009</b>	<b>19.624</b>	<b>22.767</b>	<b>1:04.400</b>
3	<b>21.564</b>	<b>18.806</b>	<b>22.736</b>	<b>1:03.106</b>	3	<b>21.508</b>	<b>18.773</b>	<b>22.640</b>	<b>1:02.921</b>	3	<b>21.912</b>	<b>18.833</b>	<b>22.693</b>	<b>1:03.438</b>
4	<b>21.367</b>	19.917	22.794	1:04.078	4	21.537	18.796	<b>22.555</b>	<b>1:02.888</b>	4	<b>21.520</b>	18.920	22.773	<b>1:03.213</b>
5	21.868	19.346	<b>22.620</b>	1:03.834	5	<b>21.398</b>	18.837	<b>22.539</b>	<b>1:02.774</b>	5	22.041	19.182	<b>22.649</b>	1:03.872
6	21.588	18.833	22.699	1:03.120	6	21.445	18.835	22.549	1:02.829	6	22.151	19.106	<b>22.560</b>	1:03.817
7	21.789	18.951	22.692	1:03.432	7	21.453	19.060	<b>22.517</b>	1:03.030	7	21.926	19.013	22.561	1:03.500
8	21.419	29.637	22.964	1:14.020	8	21.398	19.340	22.567	1:03.305	8	<b>21.453</b>	19.283	22.710	1:03.446
9	21.625	18.819	22.637	<b>1:03.081</b>	9	<b>21.299</b>	18.784	22.604	<b>1:02.687</b>	9	22.005	18.988	22.772	1:03.765
10	21.547	19.089	22.849	1:03.485	10	21.377	18.871	23.102	1:03.350	10	21.952	19.182	22.741	1:03.875
11	21.601	18.915	22.859	1:03.375	11	21.554	18.917	22.782	1:03.253	11	22.100	19.343	22.753	1:04.196
12	21.665	18.943	22.916	1:03.524	12	21.977	19.629	23.378	1:04.984	12	22.244	19.542	22.850	1:04.636
<b>N°51 MARSEROU Vincent</b>					<b>N°73 FOURQUEMIN Paul</b>					<b>N°92 BERTIN Renaud</b>				
1	<b>24.605</b>	<b>19.573</b>	<b>22.992</b>	<b>1:07.170</b>	1	<b>22.744</b>	<b>19.157</b>	<b>22.772</b>	<b>1:04.673</b>	1	<b>23.610</b>	<b>19.110</b>	<b>22.721</b>	<b>1:05.441</b>
2	<b>21.547</b>	<b>19.114</b>	<b>22.667</b>	<b>1:03.328</b>	2	<b>21.524</b>	<b>18.944</b>	<b>22.630</b>	<b>1:03.098</b>	2	<b>21.392</b>	<b>18.860</b>	<b>22.569</b>	<b>1:02.821</b>
3	<b>21.445</b>	<b>18.937</b>	<b>22.588</b>	<b>1:02.970</b>	3	21.835	<b>18.771</b>	<b>22.554</b>	1:03.160	3	21.636	<b>18.779</b>	<b>22.502</b>	1:02.917
4	<b>21.215</b>	<b>18.713</b>	22.606	<b>1:02.534</b>	4	21.619	19.037	22.569	1:03.225	4	<b>21.364</b>	18.799	22.551	<b>1:02.714</b>
5	21.246	18.936	22.687	1:02.869	5	<b>21.504</b>	19.038	<b>22.546</b>	<b>1:03.088</b>					
6	21.234	18.753	<b>22.525</b>	<b>1:02.512</b>	6	<b>21.362</b>	19.067	22.584	<b>1:03.013</b>					
7	21.644	19.069	22.586	1:03.299										
8	21.333	18.789	22.576	1:02.698										




**Rotax Max**

**Préfinale (PF)**  
**Analyse des tours**

Pour information, sans valeur officielle

Tours	Secteur 1	Secteur 2	Secteur 3	Temps au tour
5	21.689	<b>18.763</b>	<b>22.455</b>	1:02.907
6	<b>21.295</b>	18.935	<b>22.408</b>	<b>1:02.638</b>
7	21.419	18.768	22.473	1:02.660
8	21.460	<b>18.762</b>	22.606	1:02.828
9	21.610	19.169	22.568	1:03.347
10	21.299	19.046	22.715	1:03.060
11	21.432	18.909	22.925	1:03.266
12	22.281	19.970	24.248	1:06.499





**Rotax Max**

**Préfinale (PF)**

**Document 13**

**Grille de départ**

Sous réserve du contrôle technique ou d'incidents d'ordre sportif

7	<b>LAHITTE Thomas</b> FA KART / / MOJO	14	
27	<b>REZGUI Nassim</b> REDSPEED / / MOJO	13	22 <b>CAUHAUPE Edouard</b> FA KART / / MOJO
17	<b>MOUZON Jerome</b> TONY KART / / MOJO	12	37 <b>CHAMPION Rudy</b> KOSMIC / / MOJO
35	<b>GIRAUD Vadime</b> SODI / / MOJO	11	5 <b>GASSIN Bastien</b> TONY KART / / MOJO
3	<b>GHRIB Medy</b> TONY KART / / MOJO	10	8 <b>HENIQUE Jérémy</b> FA KART / / MOJO
31	<b>MOULIN Baptiste</b> TONY KART / / MOJO	9	65 <b>NOMBLOT Jean</b> SODI / / MOJO
15	<b>COUSIN Jules</b> FA KART / / MOJO	8	72 <b>HEBRARD Sacha</b> TONY KART / / MOJO
12	<b>DUGUE Antony</b> KOSMIC / / MOJO	7	14 <b>BOUDINSKI Valentin</b> TONY KART / / MOJO
51	<b>MARSEROU Vincent</b> REDSPEED / / MOJO	6	91 <b>ROUSSET Louis</b> REDSPEED / / MOJO
33	<b>HOGGARD Johnathan</b> TONY KART / / MOJO	5	6 <b>HERMOUET Julien</b> EXPRIT / / MOJO
29	<b>JENOUVRIER Alexandre</b> SODI / / MOJO	4	84 <b>ROOVERS Noah</b> TONY KART / / MOJO
92	<b>BERTIN Renaud</b> EXPRIT / / MOJO	3	10 <b>CAMMARATA Marc</b> SODI / / MOJO
73	<b>FOURQUEMIN Paul</b> FA KART / / MOJO	2	9 <b>BORGET Bastien</b> SODI / / MOJO
2	<b>SARRAZIN Arnaud</b> SODI / / MOJO	1	13 <b>WARGÉ Félix</b> EXPRIT / / MOJO

POLE POSITION



Départ : 14/05 - 11:27 12 Tours = 18,000 Km

NSK1 Salbris 2017 (FRA) 12-14/05/2017

Page 1 / 1

3MK Events

Apex Timing

