

# X30 Master

## Qualifying Practice (QP) Results

Document 10.1 OFFICIAL

Rnk	No.	Driver	Nation	QP1	QP2	Time	Gap	Laps	Group
1	443	RENAUX Johan		-	55.456	55.456		8	A
2	433	PONCELET Julien		55.625	-	55.625	0.169	10	B
3	472	BIELANDE Sebastien		55.666	-	55.666	0.210	9	C
4	451	CHAPON Eric		55.835	-	55.835	0.379	10	D
5	409	KIELTIKA Fabio		55.863	-	55.863	0.407	10	A
6	436	FAULKNER Richie		55.872	-	55.872	0.416	10	B
7	460	PROSI Tommy		55.927	-	55.927	0.471	10	C
8	445	QUINQUET Gildas		55.945	-	55.945	0.489	10	D
9	459	EASTWOOD Raymie		55.948	-	55.948	0.492	10	A
10	450	BIDARD Maxime		55.989	-	55.989	0.533	10	B
11	441	GIMENO Christophe		55.991	-	55.991	0.535	11	C
12	466	HILDEBRAND Kenneth		56.022	-	56.022	0.566	11	D
13	412	VERHAMME Bjorn		56.034	-	56.034	0.578	10	A
14	431	DOMASCHENZ Mark		56.035	-	56.035	0.579	10	B
15	455	NUVOLINI Stephen		-	56.061	56.061	0.605	9	C
16	430	NAKAMORI Takeharu		-	56.072	56.072	0.616	9	D
17	449	BOURDON Mathieu		-	56.073	56.073	0.617	10	A
18	421	PEARCE Patrick		-	56.118	56.118	0.662	9	B
19	468	JOHNSON Matt		56.153	-	56.153	0.697	11	C
20	435	WILSON Derek		56.154	-	56.154	0.698	10	D
21	429	MUHUA Cao		56.170	-	56.170	0.714	10	A
22	471	VENTRE FIGLIO Antonio Francesco		-	56.185	56.185	0.729	9	B
23	401	JANSON Fernando		56.233	-	56.233	0.777	10	C
24	444	CAVALLONI Gérard		-	56.262	56.262	0.806	10	D
25	458	BOSSARD Romain		-	56.266	56.266	0.810	9	A
26	413	BAZARD Alain		56.290	-	56.290	0.834	10	B
27	419	LINDHOLM Tony		-	56.295	56.295	0.839	9	C
28	424	PAPANASTASIOU Dimitrios		-	56.300	56.300	0.844	9	D
29	442	HANEQUAND Jérémy		-	56.314	56.314	0.858	10	A
30	454	LE FLOCH François		56.369	-	56.369	0.913	10	B
31	470	VIVIAN Ignacio		-	56.401	56.401	0.945	9	C
32	425	CHUNG SIU FAN Kenneth		-	56.418	56.418	0.962	9	D
33	402	MAYA Gerardo		-	56.443	56.443	0.987	9	A
34	446	LE MOING Yannick		-	56.444	56.444	0.988	10	B
35	414	NIELSEN Jan Oliver		56.446	-	56.446	0.990	10	C
36	456	RUNGET Willy		-	56.449	56.449	0.993	10	D
37	416	UMID Ali Hussain		56.453	-	56.453	0.997	10	A
38	407	LOISEAU Damien		-	56.471	56.471	1.015	9	B
39	457	DARBONVILLE Franck		-	56.483	56.483	1.027	10	C
40	448	RIMMAUDO Gilles		-	56.502	56.502	1.046	10	D
41	464	SAINIO Arto		56.520	-	56.520	1.064	10	A
42	467	KERAMAS Ermanto		-	56.528	56.528	1.072	9	B
43	462	KOHTALA Jussi		-	56.634	56.634	1.178	9	C
44	437	SLEIN Michael		-	56.664	56.664	1.208	9	D
45	439	RAMSEYER Simon		56.819	-	56.819	1.363	10	A
46	427	FEIJOO Alberto		56.828	-	56.828	1.372	10	B














Gap Between Series : 100.30%



# X30 Master

## Qualifying Practice (QP) Results

Document 10.1 OFFICIAL

Rnk	No.	Driver	Nation	QP1	QP2	Time	Gap	Laps	Group
47	432	FERGUSON Adrian		56.828	-	56.828	1.372	10	C
48	405	ROSTAD Rino		-	56.875	56.875	1.419	9	D
49	465	SALMINEN Vesa		56.878	-	56.878	1.422	10	A
50	406	ARDITO Angelo		-	56.893	56.893	1.437	9	B
51	447	JEAN BAPTISTE Vincent		-	56.942	56.942	1.486	3	C
52	426	BARRIOS Mario		57.009	-	57.009	1.553	10	D
53	410	IPERTI David		57.035	-	57.035	1.579	10	A
54	469	GALOWNIA David		-	57.047	57.047	1.591	10	B
55	440	ABIVEN Thierry		-	57.148	57.148	1.692	9	C
56	463	MARTSIMAA Kenno		57.164	-	57.164	1.708	10	D
57	411	CHIANG Benjamin		-	57.178	57.178	1.722	10	A
58	422	KOHTALA Sofia		-	57.775	57.775	2.319	10	B
59	403	FRIGOLET Carlos		58.193	-	58.193	2.737	9	C

Gap Between Series : 100.30%

IAME International Final 2019 - Le Mans (FRA) 13-19/10/2019

Page 2 / 2

IAME INTERNATIONAL FINAL

Apex Timing 



[www.iamekarting.com](http://www.iamekarting.com)

