

# X30 Junior

## Qualifying Practice (QP) Results

Document 14.1 OFFICIAL

Rnk	No.	Driver	Nation	QP1	QP2	QP3	Time	Gap	Laps	Group
1	7	GRAY Oliver		55.814	-	-	55.814		8	A
2	8	LUZIO Marcus		-	55.836	-	55.836	0.022	8	B
3	107	ENOK Patrick		55.848	-	-	55.848	0.034	9	C
4	54	TASANAPOL Inthraphuvasak		-	55.869	-	55.869	0.055	8	D
5	62	JANSSON Casper		-	55.872	-	55.872	0.058	8	E
6	88	GREENALL Oliver		55.921	-	-	55.921	0.107	8	F
7	106	VOLT Ruben		55.927	-	-	55.927	0.113	8	A
8	32	VALLVE Santiago Martin		-	55.936	-	55.936	0.122	8	B
9	6	BEARMAN Oliver		-	55.961	-	55.961	0.147	8	C
10	78	AIDEN Neate		-	55.964	-	55.964	0.150	8	D
11	95	HERNANDEZ Marlon		55.985	-	-	55.985	0.171	10	E
12	81	O BOYLE Peadar		-	-	55.988	55.988	0.174	10	F
13	42	PRINS Dani		55.991	-	-	55.991	0.177	10	A
14	23	SIMPSON Kyffin		-	56.010	-	56.010	0.196	8	B
15	56	DE HAAN Robert		56.011	-	-	56.011	0.197	8	C
16	19	TUDISCA Alessandro		-	56.034	-	56.034	0.220	9	D
17	44	MATON Noah		-	56.045	-	56.045	0.231	8	E
18	94	CALDARAS Enzo		-	56.059	-	56.059	0.245	8	F
19	97	VIGNJEVIC Pierre		56.082	-	-	56.082	0.268	9	A
20	65	HAANEN Kris		-	56.087	-	56.087	0.273	8	B
21	68	MEAKIN Zac		56.092	-	-	56.092	0.278	11	C
22	28	MANNAMETS Oskar		56.099	-	-	56.099	0.285	9	D
23	71	LINDBLAD Arvid		56.101	-	-	56.101	0.287	11	E
24	33	WHARTON James		56.121	-	-	56.121	0.307	8	F
25	90	CAVACO Luis		56.123	-	-	56.123	0.309	11	A
26	29	SEPPA Anton		-	56.135	-	56.135	0.321	8	B
27	63	HJORVARD Vigor		-	56.146	-	56.146	0.332	8	C
28	75	WATTS Luke		-	56.158	-	56.158	0.344	8	D
29	74	EDGAR Jessica		56.169	-	-	56.169	0.355	10	E
30	16	RIPLEY Zacharias		-	56.174	-	56.174	0.360	8	F
31	96	PAIGNAT Robin		-	-	56.194	56.194	0.380	9	A
32	104	ROWLEDGE Joshua		56.196	-	-	56.196	0.382	11	B
33	35	MAYER Maximus		56.198	-	-	56.198	0.384	8	C
34	27	HIETANEN Otso-Aaron		56.222	-	-	56.222	0.408	9	D
35	84	ALGRE Oskar		-	-	56.223	56.223	0.409	8	E
36	41	STEVENHEYDENS Yani		-	-	56.228	56.228	0.414	7	F
37	66	SPINDLOW Freddie		-	-	56.232	56.232	0.418	7	A
38	73	SHAW Samuel		56.233	-	-	56.233	0.419	10	B
39	9	LEBBON Tom		-	56.269	-	56.269	0.455	8	C
40	91	LEITE Antonio		56.298	-	-	56.298	0.484	10	D
41	15	SHIELDS Cian		-	-	56.302	56.302	0.488	7	E
42	102	ABRAHAM Kimmy		56.314	-	-	56.314	0.500	10	F
43	12	CENDEDESE Alessandro		56.317	-	-	56.317	0.503	8	A
44	36	PETRISIS Stylianos		-	-	56.322	56.322	0.508	10	B
45	61	KARLSSON Albin		56.329	-	-	56.329	0.515	10	C
46	67	WALKER Aaron		-	56.330	-	56.330	0.516	8	D

Gap Between Series : 100.31%



# X30 Junior

## Qualifying Practice (QP) Results

Document 14.1 OFFICIAL

Rnk	No.	Driver	Nation	QP1	QP2	QP3	Time	Gap	Laps	Group
47	87	PEARSON Edward		-	56.331	-	56.331	0.517	8	E
48	30	WELIN Veeti		-	56.332	-	56.332	0.518	8	F
49	52	HO Christian		-	-	56.337	56.337	0.523	8	A
50	77	DARYL Taylor		56.342	-	-	56.342	0.528	8	B
51	92	ANDRIOLO Romain		-	56.348	-	56.348	0.534	8	C
52	70	HAWTHORNE Samuel		-	56.356	-	56.356	0.542	8	D
53	22	AGHA Kamal		56.356	-	-	56.356	0.542	8	E
54	76	RIGBY Alfie		-	-	56.368	56.368	0.554	7	F
55	5	BOHRA Akshay		-	-	56.391	56.391	0.577	8	A
56	93	VAN MEERT Sita		56.417	-	-	56.417	0.603	9	B
57	53	PUTERA Adam		-	-	56.428	56.428	0.614	7	C
58	51	ZACHARY David		-	56.430	-	56.430	0.616	8	D
59	3	AGUILERA Ian		-	-	56.450	56.450	0.636	7	E
60	79	HEADING Samuel		-	-	56.478	56.478	0.664	9	F
61	99	ESTRE Andy		56.483	-	-	56.483	0.669	10	A
62	48	DOMINGUES Ivan		-	-	56.501	56.501	0.687	9	B
63	103	LACREUSE Enzo		56.540	-	-	56.540	0.726	11	C
64	4	HASSAN Adrian		-	-	56.558	56.558	0.744	7	D
65	21	NO LOVKVIST Magnus		-	56.564	-	56.564	0.750	8	E
66	17	PLOEG Bart		-	-	56.578	56.578	0.764	7	F
67	10	ROSSI Federico		-	-	56.582	56.582	0.768	7	A
68	11	BARBIERI Andrea		-	-	56.604	56.604	0.790	9	B
69	55	DELL'ATTI Francois		56.608	-	-	56.608	0.794	10	C
70	13	PULITO Francesco		56.613	-	-	56.613	0.799	8	D
71	18	DOKKUM Dinand		-	-	56.622	56.622	0.808	7	E
72	98	PELINI Andrea		-	-	56.623	56.623	0.809	9	F
73	69	STAPLEFORD Robbie		56.649	-	-	56.649	0.835	11	A
74	82	MC DOWELL Ben		56.651	-	-	56.651	0.837	10	B
75	26	SILVONEN Roope		-	56.679	-	56.679	0.865	8	C
76	39	YUEN SHING PAN Michael		-	56.682	-	56.682	0.868	8	D
77	85	BORGERT Manuel		-	56.684	-	56.684	0.870	8	E
78	38	RIBEIRO Santiago		-	56.692	-	56.692	0.878	8	F
79	105	VUORISTO Mikael		-	-	56.693	56.693	0.879	10	A
80	34	SANO Yuki		-	56.700	-	56.700	0.886	8	B
81	20	OUZIEL Andrey		-	-	56.700	56.700	0.886	9	C
82	40	ALVA Ruhaan		-	-	56.719	56.719	0.905	10	D
83	59	GELEY Maxime		-	56.732	-	56.732	0.918	8	E
84	2	ANDERSON Ke		-	-	56.778	56.778	0.964	8	F
85	64	KRAAV Carmen		-	56.779	-	56.779	0.965	8	A
86	83	HOGAN Sean		56.806	-	-	56.806	0.992	10	B
87	108	KAJAK Markus		-	-	56.811	56.811	0.997	9	C
88	100	DEVEY Amadeo		-	-	56.814	56.814	1.000	8	D
89	46	STANG Emiliano		-	-	56.832	56.832	1.018	9	E
90	50	FLACK Marcos		56.834	-	-	56.834	1.020	8	F
91	43	JANSSEN Dreke		-	56.839	-	56.839	1.025	8	A
92	45	AIZZA Pedro		56.925	-	-	56.925	1.111	10	B

















Gap Between Series : 100.31%



# X30 Junior

## Qualifying Practice (QP) Results

Document 14.1 OFFICIAL

Rnk	No.	Driver	Nation	QP1	QP2	QP3	Time	Gap	Laps	Group
93	31	WIRTZ Maddox		-	56.940	-	56.940	1.126	10	C
94	86	RIBY Harvey		-	-	56.966	56.966	1.152	7	D
95	14	KOK Milan		-	-	57.016	57.016	1.202	7	E
96	24	AL KHALED Fahad		57.027	-	-	57.027	1.213	8	F
97	47	ENGLAND Oran		-	-	57.080	57.080	1.266	9	A
98	72	SOFRONIOU Antonis		-	-	57.090	57.090	1.276	10	B
99	101	LACOMBE Matéis		-	-	57.111	57.111	1.297	10	C
100	1	SANTIAGO Biagi		-	-	57.128	57.128	1.314	9	D
101	60	HUBER Jérôme		-	-	57.157	57.157	1.343	8	E
102	89	CRUZ Samuel		-	57.175	-	57.175	1.361	7	F
103	25	GANDHI Anshul		-	-	57.215	57.215	1.401	10	A
104	57	GONZALEZ Eloi		57.499	-	-	57.499	1.685	4	B
105	37	NTAFOS Ioannis		-	57.517	-	57.517	1.703	8	C
106	58	MATHUR Lyon		-	57.749	-	57.749	1.935	10	D
107	80	CAO Chenglong		-	57.957	-	57.957	2.143	10	E
108	49	COSTA Francisco		-	-	59.584	59.584	3.770	10	F

Gap Between Series : 100.31%

IAME International Final 2019 - Le Mans (FRA) 13-19/10/2019

Page 3 / 3

IAME INTERNATIONAL FINAL

Apex Timing 



[www.iamekarting.com](http://www.iamekarting.com)

