

X30 Senior

Finale (F) Résultats

Document 18 OFFICIEL

Sous réserve du contrôle technique ou d'incidents d'ordre sportif

Clt	N°	Pilote	Concurrent	Equipement	Tours	Ecart	Interv.	Meilleur tour
1	=	24 ARNAUD Hugo	LUDO RACING	SODI / / KOMET	20			56.772
2	▲2	31 COMPERE Victor	RSD	KOSMIC / / KOMET	20	0.088	0.088	56.737
3	▼1	5 DURAND Louis	MOTOR'S	TONY KART / / KOMET	20	4.514	4.426	56.792
4	▼1	57 COUT Anthony	BRAUN RACING	TONY KART / / KOMET	20	4.690	0.176	56.705
5	=	90 ROUCHY Jeffrey	OKS	TECNO / / KOMET	20	5.743	1.053	57.056
6	▲1	23 RICCI Thomas	Im karting	TONY KART / / KOMET	20	6.727	0.984	56.894
7	▲8	94 VIAN Jason	LM KARTING	KOSMIC / / KOMET	20	7.215	0.488	56.751
8	▲3	20 POTAIN Mickael	LUDO RACING	SODI / / KOMET	20	7.397	0.182	56.760
9	▲1	11 NAPOLITANO Giacomo	BRAUN RACING	TONY KART / / KOMET	20	8.752	1.355	56.989
10	▼1	16 SALVATORE Benjamin	GTS RACING KART	TONY KART / / KOMET	20	8.836	0.084	56.791
11	▲7	21 CAPPELLO Christopher	CAPPELLO MOTORSPORT	TONY KART / / KOMET	20	12.000	3.164	57.070
12	▼6	14 BARBARIN Guillaume	KBK COMPÉTITION	EXPRIT / / KOMET	20	13.176	1.176	56.988
13	=	7 GIRARD Ingrid	GIRARD	CRG BY KCM / / KOMET	20	13.237	0.061	56.993
14	▲5	69 CAILLAULT Joan	TEAM SMS / WOK 18	TONY KART / / KOMET	20	15.174	1.937	57.029
15	▲5	44 LAY Gillian	RREPRODUCTION	KOSMIC / / KOMET	20	17.211	2.037	57.059
16	▲1	38 LOUSSIER Paul	LUDO RACING	SODI / / KOMET	20	17.694	0.483	57.040
17	▼5	15 CHELI Etienne	RK COMPETITION	TONY KART / / KOMET	20	18.151	0.457	57.253
18	▲5	18 COUTURIER Alexis	KCM	CRG BY KCM / / KOMET	20	18.267	0.116	57.077
19	▲2	99 KAMMERER Julien	Braun Racing	TONY KART / / KOMET	20	38.254	19.987	57.997
20	▲4	29 BEAUMANN David	LUDO RACING	KOSMIC / / KOMET	16	4 Tours	4 Tours	57.266
21	▼13	6 HODIER Thomas	CÉDRIC SPORT	TONY KART / / KOMET	15	5 Tours	1 Tour	56.969
22	▼6	2 LLEDO Tom	SUAU	TONY KART / / KOMET	9	11 Tours	6 Tours	57.578
23	▼1	30 REVIRIAULT Emmanuel	ICL KARTING	CRG BY KCM / / KOMET	9	11 Tours	2.160	57.682
24	▼10	10 POTAIN Jérémy	LUDO RACING	SODI / / KOMET	1	19 Tours	8 Tours	1:01.406

Tête de course : N°31 COMPERE Victor (1-15) / N°24 ARNAUD Hugo (16-20)


Départ : 11/09 - 15:52:35

Meilleur tour : N°57 COUT Anthony 56.705 93,64 Km/h

Météo : Légèrement nuageux Air : 25°C Piste : Sèche

Record de l'épreuve : N°31 COMPERE Victor 56.132 94,59 Km/h

N°29 15:13
Tour 15



X30 Senior

Finale (F)

Tableau des tours

Pour information, sans valeur officielle


	1	2	3	4	5	6	7	8	9	10	11	12	13	14	15	16	17	18	19	20	21	22	23	24
Grille	24	5	57	31	90	14	23	6	16	11	20	15	7	10	94	2	38	21	69	44	99	30	18	29
Départ	5	24	31	57	14	90	6	11	23	15	16	20	10	7	2	94	38	21	44	30	69	29	99	18
Tour 1 Intervalle	31	24 0.1	5 0.0	57 0.7	90 0.1	14 0.9	11 0.2	23 0.2	16 0.1	6 0.1	7 0.0	2 0.1	15 0.1	20 0.1	94 0.1	29 0.1	10 0.2	21 0.2	38 0.1	44 0.3	69 0.1	30 0.1	18 0.1	99 0.2
Tour 2	31	24 0.0	5 0.1	57 0.6	90 0.1	11 1.4	23 0.2	14 0.1	6 0.5	16 0.1	20 1.0	15 0.1	7 0.2	94 0.1	2 0.5	38 0.0	29 0.0	44 0.2	21 0.2	30 0.1	69 0.1	18 0.3	99 0.2	
Tour 3	31	24 0.1	5 0.1	57 0.6	90 0.7	23 1.6	11 0.2	6 0.2	14 0.3	16 0.1	20 0.5	94 0.7	15 0.2	7 0.0	38 0.4	2 0.1	29 0.1	21 0.7	30 0.3	44 0.0	69 0.1	18 0.1	99 0.6	
Tour 4	31	24 0.1	5 0.1	57 0.4	90 1.2	23 1.3	11 0.2	16 0.6	6 0.2	14 0.0	20 0.1	94 0.9	7 0.5	38 0.4	29 0.4	15 0.1	2 0.2	21 0.2	30 0.7	44 0.0	69 0.2	18 0.1	99 0.8	
Tour 5	31	24 0.0	5 0.3	57 0.2	90 1.6	23 1.0	11 0.2	6 1.3	20 0.3	16 0.1	14 0.1	94 0.1	7 0.3	38 0.5	29 0.5	15 0.3	21 0.3	2 0.1	44 0.7	30 0.2	18 0.0	69 0.1	99 1.4	
Tour 6	31	24 0.0	5 0.4	57 0.1	90 2.2	23 0.7	11 0.3	20 2.2	6 0.1	14 0.1	94 0.1	7 0.1	16 0.2	38 0.2	29 0.8	15 0.1	21 0.1	2 0.4	44 0.4	69 0.6	18 0.0	30 0.1	99 2.0	
Tour 7	31	24 0.1	57 0.4	5 0.1	90 2.5	23 0.3	11 0.5	20 2.2	6 0.2	14 0.2	94 0.1	16 0.4	38 0.4	7 0.1	15 0.8	21 0.1	29 0.2	44 0.6	2 0.2	69 1.1	18 0.1	30 0.2	99 1.8	
Tour 8	31	24 0.0	57 0.4	5 0.1	23 3.1	90 0.1	11 0.4	20 2.0	6 0.3	94 0.2	14 0.2	16 0.1	38 0.6	7 0.1	21 1.1	15 0.1	29 0.3	44 0.3	2 1.0	69 0.2	18 0.1	30 0.9	99 2.3	
Tour 9	31	24 0.0	57 0.3	5 0.1	23 3.3	90 0.2	11 0.4	20 2.0	94 0.3	6 0.2	16 0.1	14 0.2	7 0.8	38 0.1	21 1.0	15 0.4	44 0.3	29 0.1	69 1.3	18 0.1	30 2.0	30 2.1	99 0.0	
Tour 10	31	24 0.0	57 0.3	5 0.1	23 3.6	90 0.1	11 0.4	20 2.0	94 0.2	6 0.4	16 0.1	14 0.2	7 0.8	38 0.2	21 0.8	15 0.5	44 0.1	29 0.6	69 1.0	18 0.2	99 5.4			
Tour 11	31	24 0.0	57 0.3	5 0.1	23 3.8	90 0.1	11 0.4	20 1.9	94 0.2	6 0.5	16 0.1	14 0.2	7 0.9	38 0.2	21 0.9	44 1.1	15 0.1	29 0.7	69 0.5	18 0.3	99 6.7			
Tour 12	31	24 0.0	5 0.8	57 0.1	23 3.7	90 0.2	11 0.2	20 1.8	94 0.2	16 0.9	6 0.6	14 0.1	7 0.4	38 0.2	21 1.0	44 1.3	15 0.0	29 0.9	69 0.0	18 0.4	99 8.1			
Tour 13	31	24 0.1	5 0.8	57 0.1	23 4.0	90 0.1	11 0.3	20 1.5	94 0.0	16 1.1	6 1.4	7 0.1	38 0.3	14 0.1	21 0.5	44 1.6	15 0.0	69 0.6	29 0.4	18 0.2	99 9.4			
Tour 14	31	24 0.1	57 1.0	5 0.2	23 3.9	90 0.1	11 0.3	20 1.2	94 0.1	16 1.3	7 1.8	6 0.1	14 0.2	21 1.0	38 0.3	15 1.1	69 0.2	44 0.0	18 1.1	29 0.3	99 10.3			

NSK3 Varennes 2016 (FRA) 09-11/09/2016

3MK Events

Apex Timing





X30 Senior

Finale (F)

Tableau des tours

Pour information, sans valeur officielle


Tour 15	31	24 0.0	5 1.3	57 0.0	23 4.0	90 0.1	11 0.6	20 0.7	94 0.1	16 1.8	14 2.5	21 0.5	38 0.7	7 0.3	69 0.9	44 0.5	15 0.0	18 0.8	29 1.2	99 10.8	6 24.1
Tour 16	24	31 0.0	5 1.5	57 0.0	23 4.0	90 0.0	20 1.0	94 0.2	11 0.1	16 2.0	14 2.7	21 0.1	38 0.7	7 0.2	69 1.2	15 0.5	44 0.1	18 0.5	29 3.3	99 10.7	
Tour 17	24	31 0.1	5 1.7	57 0.0	23 3.5	90 0.1	20 0.7	94 0.7	11 0.6	16 1.4	21 3.1	14 0.1	38 0.3	7 0.2	69 1.5	15 0.6	44 0.2	18 0.8	99 15.8		
Tour 18	24	31 0.0	57 2.7	5 0.0	23 2.6	90 0.1	20 0.5	94 1.0	11 1.1	16 1.1	21 2.9	14 0.1	38 0.2	7 0.2	69 2.0	15 0.5	44 0.2	18 1.1	99 17.3		
Tour 19	24	31 0.1	57 3.5	5 0.0	90 1.5	23 0.0	20 0.1	94 1.5	11 1.4	16 0.5	21 3.0	38 0.4	14 0.1	7 0.0	69 2.3	15 0.3	44 0.1	18 1.4	99 19.1		
Tour 20	24	31 0.0	5 4.4	57 0.1	90 1.0	23 0.9	94 0.4	20 0.1	11 1.3	16 0.0	21 3.1	14 1.1	7 0.0	69 1.9	44 2.0	38 0.4	15 0.4	18 0.1	99 19.9		

NSK3 Varennes 2016 (FRA) 09-11/09/2016

3MK Events

Apex Timing





X30 Senior

Finale (F)

Analyse des tours

Pour information, sans valeur officielle


Tours	Secteur 1	Secteur 2	Secteur 3	mps au tour	Tours	Secteur 1	Secteur 2	Secteur 3	mps au tour	Tours	Secteur 1	Secteur 2	Secteur 3	mps au tour
N°2 LLEDO Tom					2	15.839	22.840	19.084	57.763	20	15.856	23.004	19.181	58.041
1	17.244	23.545	19.455	1:00.244	3	15.550	22.630	19.249	57.429	N°10 POTAIN Jérémy				
2	16.345	23.094	20.023	59.462	4	15.570	22.628	19.402	57.600	1	18.217	23.736	19.453	1:01.406
3	15.879	22.613	19.613	58.105	5	15.727	22.761	19.063	57.551	N°11 NAPOLITANO Giacomo				
4	15.923	22.628	19.424	57.975	6	15.599	23.189	19.280	58.068	1	17.507	23.445	19.301	1:00.253
5	15.867	22.852	19.022	57.741	7	15.570	22.590	18.964	57.124	2	15.661	22.670	19.105	57.436
6	15.854	22.568	19.156	57.578	8	15.554	22.579	18.939	57.072	3	15.951	22.991	19.147	58.089
7	16.228	22.778	19.088	58.094	9	15.564	22.601	19.111	57.276	4	15.558	22.505	19.002	57.065
8	15.903	22.878	19.139	57.920	10	15.544	22.754	19.011	57.309	5	15.521	22.555	18.913	56.989
9	16.416	22.822	20.574	59.812	11	15.515	22.536	18.918	56.969	6	15.516	22.575	18.962	57.053
N°5 DURAND Louis					12	15.619	22.990	19.306	57.915	7	15.525	22.515	18.983	57.023
1	17.195	22.576	19.081	58.852	13	15.902	22.868	19.062	57.832	8	15.581	22.606	19.013	57.200
2	15.745	22.480	19.000	57.225	14	15.617	23.025	18.964	57.606	9	15.625	22.470	18.960	57.055
3	15.638	22.540	18.968	57.146	15	15.585	22.696	59.828	1:38.109	10	15.604	22.510	18.997	57.111
4	15.623	22.359	19.011	56.993	N°7 GIRARD Ingrid					11	15.611	22.549	18.905	57.065
5	15.663	22.364	19.026	57.053	1	17.137	23.374	19.657	1:00.168	12	15.563	22.573	18.868	57.004
6	15.525	22.370	18.927	56.822	2	16.206	23.703	19.382	59.291	13	15.625	22.593	18.934	57.152
7	15.837	22.420	18.919	57.176	3	15.923	22.632	19.315	57.870	14	15.598	22.566	18.957	57.121
8	15.532	22.335	18.948	56.815	4	15.645	22.522	19.054	57.221	15	15.627	22.720	18.952	57.299
9	15.602	22.330	18.860	56.792	5	15.628	22.425	18.980	57.033	16	15.586	22.831	19.560	57.977
10	15.545	22.378	18.914	56.837	6	15.650	22.439	19.315	57.404	17	15.914	22.887	19.013	57.814
11	15.543	22.344	18.932	56.819	7	15.735	22.927	19.395	58.057	18	15.618	22.884	19.139	57.641
12	15.562	22.478	19.056	57.096	8	15.528	22.510	19.036	57.074	19	15.662	22.942	19.037	57.641
13	15.513	22.445	18.878	56.836	9	15.641	22.511	19.003	57.155	20	15.598	23.088	19.184	57.870
14	15.549	22.451	19.376	57.376	10	15.609	22.520	19.048	57.177	N°14 BARBARIN Guillaume				
15	15.540	22.417	18.927	56.884	11	15.667	22.422	19.016	57.105	1	17.621	23.582	19.258	1:00.461
16	15.616	22.492	19.048	57.156	12	15.688	22.489	19.021	57.198	2	15.995	22.833	19.191	58.019
17	15.663	22.710	19.288	57.661	13	15.576	22.827	18.957	57.360	3	15.729	22.770	19.858	58.357
18	15.736	23.131	19.141	58.008	14	15.552	22.654	19.099	57.305	4	15.591	22.633	19.082	57.306
19	15.841	23.124	19.419	58.384	15	15.711	22.770	21.152	59.633	5	16.138	22.685	19.317	58.140
20	15.807	23.338	19.225	58.370	16	15.662	22.448	19.036	57.146	6	15.750	22.576	19.279	57.605
N°6 HODIER Thomas					17	15.691	22.412	18.947	57.050	7	15.684	22.517	19.030	57.231
1	17.423	23.402	20.159	1:00.984	18	15.679	22.292	19.022	56.993	8	15.756	22.499	18.978	57.233
2	15.807	23.338	19.225	58.370	19	15.659	22.350	19.271	57.280					

NSK3 Varennes 2016 (FRA) 09-11/09/2016

3MK Events

Apex Timing





X30 Senior

Finale (F)

Analyse des tours

Pour information, sans valeur officielle


Tours	Secteur 1	Secteur 2	Secteur 3	mps au tour	Tours	Secteur 1	Secteur 2	Secteur 3	mps au tour	Tours	Secteur 1	Secteur 2	Secteur 3	mps au tour
9	15.596	22.582	19.097	57.275	N°16 SALVATORE Benjamin					12	15.631	22.716	19.012	57.359
10	15.595	22.493	19.124	57.212	1	17.558	23.350	19.549	1:00.457	13	15.701	22.531	19.097	57.329
11	15.611	22.416	18.961	56.988	2	16.153	22.816	19.064	58.033	14	15.668	22.830	19.049	57.547
12	15.601	22.627	19.445	57.673	3	15.561	22.572	19.669	57.802	15	15.855	22.542	19.190	57.587
13	15.723	23.541	19.054	58.318	4	15.498	22.418	18.982	56.898	16	15.736	22.545	19.113	57.394
14	15.838	22.448	18.947	57.233	5	16.089	22.869	19.287	58.245	17	15.661	22.822	19.167	57.650
15	15.556	22.618	19.395	57.569	6	15.472	22.512	20.372	58.356	18	15.719	22.801	19.281	57.801
16	15.747	22.648	19.152	57.547	7	15.622	22.667	18.944	57.233	19	15.731	22.666	19.158	57.555
17	16.068	22.551	19.018	57.637	8	15.515	22.417	18.904	56.836	20	15.822	23.678	19.284	58.784
18	15.686	22.465	18.991	57.142	9	15.562	22.307	18.922	56.791	N°20 POTAIN Mickael				
19	15.677	22.487	19.536	57.700	10	15.458	22.766	19.047	57.271	1	17.993	23.358	19.550	1:00.901
20	15.740	22.983	19.337	58.060	11	15.555	22.561	18.891	57.007	2	16.200	23.083	19.182	58.465
N°15 CHELI Etienne					12	15.520	22.534	19.075	57.129	3	15.605	22.536	19.099	57.240
1	18.025	23.454	19.513	1:00.992	13	15.557	22.440	18.967	56.964	4	15.558	22.359	18.869	56.786
2	15.989	23.229	19.527	58.745	14	15.621	22.484	18.973	57.078	5	15.824	22.638	19.189	57.651
3	15.798	22.948	19.314	58.060	15	15.695	22.493	19.055	57.243	6	15.484	22.792	19.375	57.651
4	15.823	23.096	19.413	58.332	16	15.688	22.557	19.107	57.352	7	15.470	22.513	19.001	56.984
5	15.715	22.682	19.076	57.473	17	15.666	22.533	19.010	57.209	8	15.584	22.432	19.003	57.019
6	15.628	22.699	19.119	57.446	18	15.671	22.606	19.015	57.292	9	15.558	22.496	18.993	57.047
7	15.683	22.612	19.074	57.369	19	15.674	22.500	18.938	57.112	10	15.549	22.491	19.033	57.073
8	15.628	22.937	19.006	57.571	20	15.661	22.602	19.117	57.380	11	15.626	22.394	18.962	56.982
9	15.761	22.644	19.030	57.435	N°18 COUTURIER Alexis					12	15.582	22.397	18.945	56.924
10	15.617	22.631	19.005	57.253	1	18.800	23.141	19.416	1:01.357	13	15.555	22.357	18.957	56.869
11	15.913	22.879	19.059	57.851	2	16.001	23.191	20.169	59.361	14	15.439	22.410	18.955	56.804
12	15.678	22.712	19.051	57.441	3	15.809	22.621	19.516	57.946	15	15.455	22.412	18.893	56.760
13	15.928	22.538	19.050	57.516	4	15.949	22.703	19.185	57.837	16	15.435	22.355	19.068	56.858
14	15.777	22.645	19.018	57.440	5	15.697	22.482	19.080	57.259	17	15.479	22.447	18.899	56.825
15	15.802	23.262	19.101	58.165	6	15.831	22.533	19.303	57.667	18	15.510	22.442	18.909	56.861
16	15.757	22.680	19.055	57.492	7	16.232	22.701	19.265	58.198	19	15.524	22.366	18.975	56.865
17	15.688	22.597	19.092	57.377	8	15.662	22.471	18.944	57.077	20	16.058	24.178	19.227	59.463
18	15.705	22.589	19.118	57.412	9	15.881	22.463	19.008	57.352	N°21 CAPPELLO Christopher				
19	15.727	22.586	19.107	57.420	10	15.635	22.656	19.009	57.300	1	17.901	23.785	19.453	1:01.139
20	16.189	24.756	19.287	1:00.232	11	15.687	22.516	19.152	57.355	2	15.975	23.875	19.703	59.553

NSK3 Varennes 2016 (FRA) 09-11/09/2016

3MK Events

Apex Timing





X30 Senior

Finale (F)

Analyse des tours

Pour information, sans valeur officielle


Tours	Secteur 1	Secteur 2	Secteur 3	mps au tour	Tours	Secteur 1	Secteur 2	Secteur 3	mps au tour	Tours	Secteur 1	Secteur 2	Secteur 3	mps au tour
3	15.717	22.878	19.295	57.890	16	15.585	22.546	19.056	57.187	7	15.679	23.113	19.110	57.902
4	15.792	22.486	19.045	57.323	17	15.583	22.481	19.006	57.070	8	15.655	22.752	19.080	57.487
5	15.888	22.466	18.963	57.317	18	15.621	22.477	18.979	57.077	9	15.716	22.665	19.228	57.609
6	15.754	22.409	19.088	57.251	19	15.588	22.490	19.259	57.337	10	15.702	22.738	19.104	57.544
7	15.660	22.637	19.039	57.336	20	16.331	23.513	19.138	58.982	11	15.911	22.788	19.121	57.820
8	15.557	22.708	19.006	57.271	N°24 ARNAUD Hugo					12	15.772	22.800	19.092	57.664
9	15.744	22.419	19.016	57.179	1	16.967	22.630	19.136	58.733	13	15.798	22.748	19.058	57.604
10	15.768	22.368	18.934	57.070	2	15.679	22.429	19.057	57.165	14	15.726	23.113	19.283	58.122
11	15.635	22.500	19.070	57.205	3	15.589	22.499	19.005	57.093	15	15.883	23.194	19.486	58.563
12	15.786	22.529	18.958	57.273	4	15.556	22.386	19.092	57.034	16	15.984	23.566	19.897	59.447
13	15.805	22.434	18.938	57.177	5	15.572	22.356	18.884	56.812	N°30 REVIRIAULT Emmanuel				
14	15.736	22.983	18.982	57.701	6	15.568	22.365	18.853	56.786	1	18.982	23.266	19.374	1:01.622
15	15.693	22.371	19.042	57.106	7	15.597	22.431	18.930	56.958	2	15.966	23.309	19.740	59.015
16	15.708	22.422	19.000	57.130	8	15.620	22.438	18.846	56.904	3	15.701	22.980	19.399	58.080
17	15.780	22.534	19.039	57.353	9	15.558	22.373	18.896	56.827	4	15.933	22.567	19.213	57.713
18	15.673	22.399	19.017	57.089	10	15.560	22.449	18.844	56.853	5	15.655	22.938	19.089	57.682
19	15.745	22.419	19.096	57.260	11	15.622	22.282	18.876	56.780	6	15.638	22.878	19.347	57.863
20	15.801	22.495	19.189	57.485	12	15.581	22.280	18.911	56.772	7	15.802	23.208	19.353	58.363
N°23 RICCI Thomas					13	15.592	22.379	18.879	56.850	8	15.837	22.693	19.174	57.704
1	17.567	23.349	19.496	1:00.412	14	15.612	22.376	18.947	56.935	9	15.849	22.801	21.992	1:00.642
2	15.667	22.620	19.106	57.393	15	15.607	22.372	18.861	56.840	N°31 COMPERE Victor				
3	15.585	22.848	19.151	57.584	16	15.582	22.361	18.896	56.839	1	16.687	22.763	19.105	58.555
4	15.617	22.418	19.024	57.059	17	15.789	22.604	19.006	57.399	2	15.673	22.497	19.041	57.211
5	15.574	22.455	19.021	57.050	18	15.627	22.430	18.989	57.046	3	15.552	22.515	18.988	57.055
6	15.608	22.368	18.918	56.894	19	15.706	22.714	19.076	57.496	4	15.563	22.422	19.017	57.002
7	15.616	22.366	18.931	56.913	20	15.744	22.708	19.158	57.610	5	15.610	22.405	18.874	56.889
8	15.594	22.553	18.956	57.103	N°29 BEAUMANN David					6	15.530	22.372	18.870	56.772
9	15.587	22.422	18.983	56.992	1	17.409	23.656	19.284	1:00.349	7	15.566	22.392	18.989	56.947
10	15.621	22.554	19.049	57.224	2	16.086	23.996	19.400	59.482	8	15.602	22.404	18.921	56.927
11	15.569	22.409	18.989	56.967	3	15.693	22.760	19.165	57.618	9	15.508	22.403	18.905	56.816
12	15.649	22.462	19.033	57.144	4	15.660	22.583	19.183	57.426	10	15.537	22.395	18.942	56.874
13	15.657	22.500	18.978	57.135	5	15.662	22.545	19.059	57.266	11	15.544	22.366	18.884	56.794
14	15.647	22.483	19.036	57.166	6	15.589	23.037	19.048	57.674	12	15.514	22.338	18.885	56.737
15	15.535	22.481	19.025	57.041										

NSK3 Varennes 2016 (FRA) 09-11/09/2016

3MK Events

Apex Timing





X30 Senior

Finale (F)

Analyse des tours

Pour information, sans valeur officielle


Tours	Secteur 1	Secteur 2	Secteur 3	mps au tour	Tours	Secteur 1	Secteur 2	Secteur 3	mps au tour	Tours	Secteur 1	Secteur 2	Secteur 3	mps au tour
13	15.510	22.439	18.898	56.847	4	15.682	22.808	19.210	57.700	17	15.715	22.628	19.301	57.644
14	15.575	22.434	18.919	56.928	5	15.703	22.585	19.051	57.339	18	15.813	22.866	19.181	57.860
15	15.552	22.442	18.881	56.875	6	15.630	22.511	19.126	57.267	19	15.811	23.193	19.395	58.399
16	15.507	22.422	19.047	56.976	7	15.639	22.716	19.056	57.411	20	15.765	23.559	19.284	58.608
17	15.813	22.616	19.042	57.471	8	15.618	22.586	18.987	57.191	N°69 CAILLAULT Joan				
18	15.637	22.401	18.961	56.999	9	15.632	22.475	18.965	57.072	1	18.499	23.188	19.771	1:01.458
19	15.775	22.677	19.059	57.511	10	15.590	22.474	18.995	57.059	2	15.863	23.455	19.918	59.236
20	15.798	22.666	19.130	57.594	11	15.650	22.819	19.095	57.564	3	15.728	22.913	19.560	58.201
N°38 LOUSSIER Paul					12	15.675	22.653	19.174	57.502	4	15.851	22.866	19.064	57.781
1	18.136	23.632	19.562	1:01.330	13	15.679	22.664	19.152	57.495	5	15.784	22.479	19.296	57.559
2	15.797	23.582	19.413	58.792	14	16.012	22.657	19.180	57.849	6	15.932	22.498	19.051	57.481
3	15.571	22.562	19.309	57.442	15	15.659	22.936	19.158	57.753	7	16.163	22.851	19.153	58.167
4	15.495	22.660	19.074	57.229	16	15.809	22.849	19.114	57.772	8	15.582	22.532	18.924	57.038
5	15.541	22.541	19.090	57.172	17	15.657	22.585	19.150	57.392	9	15.729	22.590	19.017	57.336
6	15.541	22.475	19.373	57.389	18	15.651	22.682	19.114	57.447	10	15.673	22.515	19.058	57.246
7	15.622	22.534	19.213	57.369	19	15.711	22.531	19.068	57.310	11	15.704	22.520	19.019	57.243
8	15.487	22.535	19.053	57.075	20	15.982	23.887	19.288	59.157	12	15.669	22.624	18.938	57.231
9	15.608	22.759	19.062	57.429	N°57 COUT Anthony					13	15.573	22.558	18.984	57.115
10	15.600	22.624	19.052	57.276	1	17.328	22.960	19.180	59.468	14	15.659	22.469	18.901	57.029
11	15.577	22.526	18.986	57.089	2	15.662	22.529	18.955	57.146	15	15.589	22.683	19.054	57.326
12	15.712	22.455	18.994	57.161	3	15.563	22.466	19.039	57.068	16	15.756	22.653	19.111	57.520
13	15.605	22.820	19.128	57.553	4	15.536	22.346	18.972	56.854	17	15.677	22.602	19.020	57.299
14	16.337	23.325	19.089	58.751	5	15.539	22.404	18.903	56.846	18	15.725	22.615	19.135	57.475
15	15.594	22.516	19.382	57.492	6	15.467	22.398	18.840	56.705	19	15.796	22.668	19.157	57.621
16	15.594	22.548	19.037	57.179	7	15.576	22.364	18.931	56.871	20	15.790	22.703	19.135	57.628
17	15.569	22.553	18.918	57.040	8	15.534	22.398	18.910	56.842	N°90 ROUCHY Jeffrey				
18	15.561	22.546	18.959	57.066	9	15.534	22.351	18.885	56.770	1	17.356	22.844	19.236	59.436
19	15.567	22.515	19.215	57.297	10	15.528	22.381	18.925	56.834	2	15.667	22.518	18.993	57.178
20	15.730	27.649	19.308	1:02.687	11	15.522	22.347	18.932	56.801	3	15.591	22.849	19.191	57.631
N°44 LAY Gillian					12	15.552	22.878	18.951	57.381	4	15.755	22.554	19.062	57.371
1	18.303	23.471	19.722	1:01.496	13	15.581	22.356	18.921	56.858	5	15.672	22.604	19.016	57.292
2	15.723	23.438	19.657	58.818	14	15.568	22.401	19.060	57.029	6	15.674	22.534	19.037	57.245
3	15.740	23.041	19.824	58.605	15	15.596	22.447	19.113	57.156	7	15.746	22.506	19.054	57.306
16	15.672	22.497	19.012	57.181										

NSK3 Varennes 2016 (FRA) 09-11/09/2016

3MK Events

Apex Timing





X30 Senior

Finale (F)

Analyse des tours

Pour information, sans valeur officielle


Tours	Secteur 1	Secteur 2	Secteur 3	mps au tour
8	15.783	22.748	19.002	57.533
9	15.596	22.442	19.090	57.128
10	15.636	22.461	18.992	57.089
11	15.620	22.482	18.955	57.057
12	15.649	22.513	19.011	57.173
13	15.707	22.452	18.937	57.096
14	15.670	22.447	18.972	57.089
15	15.633	22.429	18.994	57.056
16	15.628	22.506	19.025	57.159
17	15.644	22.467	18.996	57.107
18	15.667	22.437	18.978	57.082
19	15.577	22.506	19.050	57.133
20	16.080	22.850	19.131	58.061

N°94 VIAN Jason

Tours	Secteur 1	Secteur 2	Secteur 3	mps au tour
1	17.721	23.579	19.355	1:00.655
2	16.195	23.345	19.341	58.881
3	15.614	22.601	19.183	57.398
4	15.506	22.503	19.010	57.019
5	15.543	22.531	19.085	57.159
6	15.532	22.865	19.217	57.614
7	15.481	22.806	18.937	57.224
8	15.470	22.491	18.943	56.904
9	15.473	22.366	18.980	56.819
10	15.489	22.598	18.953	57.040
11	15.513	22.477	18.931	56.921
12	15.481	22.534	18.881	56.896
13	15.472	22.410	18.869	56.751
14	15.498	22.401	18.926	56.825
15	15.561	22.451	18.753	56.765
16	15.445	22.412	19.162	57.019
17	15.852	22.567	18.910	57.329
18	15.536	22.513	19.081	57.130
19	15.634	22.691	19.038	57.363
20	15.671	22.866	19.203	57.740

N°99 KAMMERER Julien

Tours	Secteur 1	Secteur 2	Secteur 3	mps au tour
1	19.116	23.145	19.495	1:01.756
2	16.003	23.040	20.340	59.383
3	15.956	23.054	19.324	58.334
4	15.999	22.748	19.250	57.997
5	15.873	22.764	19.382	58.019
6	15.979	22.845	19.420	58.244
7	15.903	22.835	19.414	58.152
8	16.024	22.867	19.371	58.262
9	16.002	22.827	19.486	58.315
10	16.043	23.112	19.345	58.500
11	16.191	22.901	19.515	58.607
12	16.132	23.142	19.477	58.751
13	15.961	22.949	19.744	58.654
14	16.266	22.975	19.543	58.784
15	16.024	23.114	19.887	59.025
16	16.201	23.380	19.743	59.324
17	16.189	23.497	19.780	59.466
18	16.345	23.234	19.721	59.300
19	16.313	23.095	19.958	59.366
20	16.530	23.123	19.952	59.605



X30 Senior

Finale (F)

Document 17.1

Grille de départ

Sous réserve du contrôle technique ou d'incidents d'ordre sportif

29	BEAUMANN David KOSMIC / / KOMET	12	18	COUTURIER Alexis CRG BY KCM / / KOMET
30	REVIRIAULT Emmanuel CRG BY KCM / / KOMET	11	99	KAMMERER Julien TONY KART / / KOMET
44	LAY Gillian KOSMIC / / KOMET	10	69	CAILLAULT Joan TONY KART / / KOMET
21	CAPPELLO Christopher TONY KART / / KOMET	9	38	LOUSSIER Paul SODI / / KOMET
2	LLEDO Tom TONY KART / / KOMET	8	94	VIAN Jason KOSMIC / / KOMET
10	POTAIN Jérémy SODI / / KOMET	7	7	GIRARD Ingrid CRG BY KCM / / KOMET
15	CHELI Etienne TONY KART / / KOMET	6	20	POTAIN Mickael SODI / / KOMET
11	NAPOLITANO Giacomo TONY KART / / KOMET	5	16	SALVATORE Benjamin TONY KART / / KOMET
6	HODIER Thomas TONY KART / / KOMET	4	23	RICCI Thomas TONY KART / / KOMET
14	BARBARIN Guillaume EXPRIT / / KOMET	3	90	ROUCHY Jeffrey TECNO / / KOMET
31	COMPERE Victor KOSMIC / / KOMET	2	57	COUT Anthony TONY KART / / KOMET
5	DURAND Louis TONY KART / / KOMET	1	24	ARNAUD Hugo SODI / / KOMET

POLE POSITION



Départ : 11/09 - 15:50 20 Tours = 29,500 Km

NSK3 Varennes 2016 (FRA) 09-11/09/2016

3MK Events

Apex Timing 

