

Minime

Préfinale (PF)

Document 20.1 OFFICIEL

Résultats

Sous réserve du contrôle technique ou d'incidents d'ordre sportif

Clt	N°	Pilote	Concurrent	Equipement	Tours	Ecart	Interv.	Meilleur tour
1	▲9	9 MASSON Esteban	PKS	SODI / / BRIDGESTONE	12			1:05.715
2	▲3	44 GAZEAU Cesar	RM CONCEPT	TONY KART / / BRIDGESTONE	12	<b>0.195</b>	0.195	1:05.905
3	▲1	1 COSTET Enzo	SG DRIVER'S	TONY KART / / BRIDGESTONE	12	<b>0.566</b>	0.371	1:05.860
4	▼3	3 AMAND Marcus	PB KART	ZANARDI / / BRIDGESTONE	12	<b>0.644</b>	0.078	1:05.403
5	▼2	15 VAYRON Elliott	CBK	ZANARDI / / BRIDGESTONE	12	<b>2.842</b>	2.198	1:06.479
6	▼4	12 CABIROU Loris	KARTING PLUS / SUAU RACING	EXPRIT / / BRIDGESTONE	12	<b>3.065</b>	0.223	1:06.168
7	=	5 DUPONT Ilann	IDPASSIONKARTING	CRG BY KCM / / BRIDGESTONE	12	<b>3.908</b>	0.843	1:06.042
8	▲1	23 SUAU Lorenzo	SUAU RACING KART	EXPRIT / / BRIDGESTONE	12	<b>4.301</b>	0.393	1:05.889
9	▲2	7 MAITRE Neill	BRK	BIREL ART / / BRIDGESTONE	12	<b>4.585</b>	0.284	1:06.315
10	▲2	17 NICOULEAU William	MATEC COMPÉTITION	EXPRIT / / BRIDGESTONE	12	<b>4.672</b>	0.087	1:06.082
11	▼3	88 SEARLES Antoine	MOTOR'S	EXPRIT / / BRIDGESTONE	12	<b>4.882</b>	0.210	1:06.327
12	▲1	21 MERIEUX Tim	KPR	SODI / / BRIDGESTONE	12	<b>5.095</b>	0.213	1:06.461
13	▲3	33 GELEY Maxime	MXG KART RACING	KOSMIC / / BRIDGESTONE	12	<b>7.319</b>	2.224	1:06.196
14	▲4	74 PEUGEOT Enzo	LAEL RACING TEAM	TONY KART / / BRIDGESTONE	12	<b>7.444</b>	0.125	1:06.510
15	▲4	99 FAVRE Romain	ASK GTS KARTING	TONY KART / / BRIDGESTONE	12	<b>7.822</b>	0.378	1:06.457
16	▼1	10 LOVINFOSSE Lola	TREFLE RACING	CRG BY KCM / / BRIDGESTONE	12	<b>12.700</b>	4.878	1:06.957
17	▼3	25 PELET Louis	TEAM FOTI	ZANARDI / / BRIDGESTONE	12	<b>16.473</b>	3.773	1:07.130
18	▲3	28 DANIEL Emilien	AP KARTING	ZANARDI / / BRIDGESTONE	12	<b>16.805</b>	0.332	1:07.220
19	▼2	59 LASSOUED Mehdi	MRK	TONY KART / / BRIDGESTONE	12	<b>16.990</b>	0.185	1:07.024
20	=	4 BODET-COLAROFF Julian	RLS COMPETITION	CRG BY KCM / / BRIDGESTONE	12	<b>17.156</b>	0.166	1:06.772
21	▼15	27 LENEUTRE Joran	CMK COMPETITION	CRG BY KCM / / BRIDGESTONE	0	<b>12 Tours</b>	12 Tours	

Tête de course : N°15 VAYRON Elliott (1-5) / N°9 MASSON Esteban (6-7) / N°15 VAYRON Elliott (8-9) / N°44 GAZEAU Cesar (10-10) / N°9 MASSON Esteban (11-12)


Départ : 11/09 - 09:36:23

Meilleur tour : N°3 AMAND Marcus 1:05.403 81,18 Km/h

Météo : Légèrement nuageux Air : 13°C Piste : Sèche

Record de l'épreuve : N°3 AMAND Marcus 1:04.444 82,39 Km/h

N°23 01:05



### Minime

### Préfinale (PF)

### Tableau des tours

Pour information, sans valeur officielle

	1	2	3	4	5	6	7	8	9	10	11	12	13	14	15	16	17	18	19	20	21
Grille	3	12	15	1	44	27	5	88	23	9	7	17	21	25	10	33	59	74	99	4	28

Départ	3	12	15	1	44	5	<del>27</del>	88	23	9	7	17	21	25	10	33	59	74	99	4	28
--------	---	----	----	---	----	---	---------------	----	----	---	---	----	----	----	----	----	----	----	----	---	----


Tour 1 Intervalle	15	1 0.3	3 0.1	12 0.4	44 0.1	9 0.3	23 0.3	5 0.0	88 0.7	21 0.7	17 0.1	7 0.6	74 0.9	33 0.3	99 0.1	4 0.1	59 0.3	28 0.1	10 2.0	25 0.0
Tour 2	15	1 0.2	12 0.1	9 0.4	44 0.1	3 0.1	5 0.2	23 0.3	17 0.9	88 0.1	21 1.0	7 0.4	74 1.1	99 0.2	33 0.2	4 0.6	28 0.5	59 0.2	10 1.3	25 0.4
Tour 3	15	1 0.4	9 0.6	44 0.0	3 0.1	5 0.1	12 0.2	23 0.1	17 0.8	88 0.6	7 1.7	21 0.1	99 1.1	74 0.1	33 0.2	4 1.5	28 0.4	59 0.6	10 0.0	25 0.5
Tour 4	15	1 0.2	9 0.0	44 0.2	12 0.5	5 0.1	3 0.3	23 0.2	17 0.1	88 1.6	7 1.3	21 0.2	99 1.3	74 0.6	33 0.2	4 2.5	10 0.0	28 0.2	25 0.6	59 0.1
Tour 5	15	9 0.0	1 0.3	12 0.1	5 0.6	44 0.1	23 0.1	3 0.1	17 0.1	88 2.0	7 1.0	21 0.3	99 1.4	74 0.3	33 0.3	10 3.2	28 0.9	25 0.0	4 0.1	59 0.3
Tour 6	9	15 0.0	1 0.2	12 0.1	44 0.7	3 0.8	23 0.1	5 0.2	17 0.1	88 1.8	7 0.3	21 0.6	99 1.5	33 0.6	74 0.0	10 3.7	25 1.3	28 0.0	4 0.8	59 0.0
Tour 7	9	15 0.0	1 0.1	44 0.1	12 0.0	3 0.1	23 0.2	5 0.4	17 0.2	7 2.9	88 0.1	21 0.3	99 1.3	33 0.3	74 0.3	10 4.4	25 1.2	28 0.1	59 0.9	4 0.0
Tour 8	15	9 0.2	1 0.2	44 0.1	12 0.2	23 0.1	3 0.1	17 0.2	5 0.0	7 2.7	88 0.1	21 0.4	33 1.1	99 0.2	74 0.4	10 4.8	25 1.8	28 0.1	59 0.6	4 0.3
Tour 9	15	9 0.0	44 0.1	1 0.4	23 0.2	3 0.1	5 0.1	12 0.0	17 0.1	7 2.2	88 0.2	21 0.2	99 1.6	33 0.2	74 0.0	10 5.2	25 1.9	28 0.2	59 0.5	4 0.0
Tour 10	44	9 0.1	1 0.8	3 0.1	12 0.2	15 0.2	5 0.1	23 0.3	17 0.0	7 0.9	88 0.2	21 0.5	99 2.2	33 0.2	74 0.0	10 5.0	25 2.2	28 0.2	59 0.2	4 0.2
Tour 11	9	44 0.0	3 0.5	1 0.3	15 1.7	23 0.3	12 0.0	5 0.0	17 0.1	7 0.3	88 0.2	21 0.6	33 2.6	99 0.0	74 0.1	10 5.4	25 2.6	28 0.1	59 0.6	4 0.1
Tour 12	9	44 0.1	1 0.3	3 0.0	15 2.1	12 0.2	5 0.8	23 0.3	7 0.2	17 0.0	88 0.2	21 0.2	33 2.2	74 0.1	99 0.3	10 4.8	25 3.7	28 0.3	59 0.1	4 0.1

NSK3 Varennes 2016 (FRA) 09-11/09/2016

3MK Events

Apex Timing





### Minime

### Préfinale (PF)

### Analyse des tours

Pour information, sans valeur officielle

Tours	Secteur 1	Secteur 2	Secteur 3	mps au tour
<b>N°1 COSTET Enzo</b>				
1	19.946	26.589	22.229	1:08.764
2	18.503	26.195	22.181	1:06.879
3	18.349	26.292	22.215	1:06.856
4	18.344	26.159	22.050	1:06.553
5	18.064	26.116	22.720	1:06.900
6	18.567	25.767	21.898	1:06.232
7	18.334	26.526	22.292	1:07.152
8	19.005	26.132	21.896	1:07.033
9	18.280	26.372	22.764	1:07.416
10	18.345	26.755	22.132	1:07.232
11	18.349	25.748	21.763	1:05.860
12	18.051	25.924	22.613	1:06.588

Tours	Secteur 1	Secteur 2	Secteur 3	mps au tour
<b>N°3 AMAND Marcus</b>				
1	20.034	26.572	22.511	1:09.117
2	18.527	26.884	22.294	1:07.705
3	18.299	25.978	22.444	1:06.721
4	18.819	26.143	22.046	1:07.008
5	18.183	25.780	22.819	1:06.782
6	18.533	25.955	22.269	1:06.757
7	17.938	25.614	22.234	1:05.786
8	19.062	26.202	22.108	1:07.372
9	18.259	26.030	22.820	1:07.109
10	18.241	26.359	22.357	1:06.957
11	17.852	25.670	21.881	1:05.403
12	18.031	26.165	22.811	1:07.007

Tours	Secteur 1	Secteur 2	Secteur 3	mps au tour
<b>N°4 BODET-COLAROFF Julian</b>				
1	22.523	26.663	23.355	1:12.541
2	18.915	26.411	22.655	1:07.981
3	18.586	26.722	22.841	1:08.149
4	18.956	26.573	22.932	1:08.461
5	18.814	26.472	23.206	1:08.492
6	19.240	26.570	22.491	1:08.301

Tours	Secteur 1	Secteur 2	Secteur 3	mps au tour
7	18.525	26.524	22.362	1:07.411
8	18.718	26.246	22.592	1:07.556
9	18.413	26.172	22.187	1:06.772
10	18.398	26.306	22.459	1:07.163
11	18.434	26.382	22.864	1:07.680
12	18.460	26.392	23.028	1:07.880

Tours	Secteur 1	Secteur 2	Secteur 3	mps au tour
<b>N°5 DUPONT Ilann</b>				
1	20.841	26.366	22.993	1:10.200
2	18.470	25.911	22.236	1:06.617
3	18.317	25.887	22.335	1:06.539
4	18.371	26.111	22.095	1:06.577
5	18.243	25.912	22.524	1:06.679
6	18.853	26.241	22.473	1:07.567
7	18.152	25.742	22.148	1:06.042
8	18.556	26.264	22.273	1:07.093
9	18.467	26.163	22.298	1:06.928
10	18.711	26.330	22.294	1:07.335
11	18.271	26.535	22.436	1:07.242
12	18.630	26.851	22.387	1:07.868

Tours	Secteur 1	Secteur 2	Secteur 3	mps au tour
<b>N°7 MAITRE Neill</b>				
1	21.476	27.506	23.029	1:12.011
2	18.607	26.415	22.309	1:07.331
3	18.399	26.342	22.414	1:07.155
4	18.229	26.168	22.301	1:06.698
5	18.247	26.203	22.165	1:06.615
6	18.218	25.935	22.162	1:06.315
7	18.182	26.171	22.405	1:06.758
8	18.239	26.242	22.210	1:06.691
9	18.217	26.043	22.289	1:06.549
10	18.191	26.001	22.188	1:06.380
11	18.098	26.097	22.145	1:06.340
12	18.649	26.978	22.420	1:08.047

Tours	Secteur 1	Secteur 2	Secteur 3	mps au tour
<b>N°9 MASSON Esteban</b>				
1	20.838	26.248	22.295	1:09.381
2	18.218	25.906	22.263	1:06.387
3	18.303	25.818	22.661	1:06.782
4	18.006	25.813	22.223	1:06.042
5	18.142	26.285	22.018	1:06.445
6	18.213	25.881	22.193	1:06.287
7	18.876	25.880	22.427	1:07.183
8	18.267	26.701	22.054	1:07.022
9	18.380	26.362	22.408	1:07.150
10	18.529	26.446	21.956	1:06.931
11	18.031	25.872	21.812	1:05.715
12	18.265	26.303	22.451	1:07.019

Tours	Secteur 1	Secteur 2	Secteur 3	mps au tour
<b>N°10 LOVINFOSSE Lola</b>				
1	26.488	26.714	22.476	1:15.678
2	18.790	26.490	22.315	1:07.595
3	18.415	26.444	22.310	1:07.169
4	18.344	26.512	22.505	1:07.361
5	18.499	26.447	22.393	1:07.339
6	18.389	26.422	22.337	1:07.148
7	18.397	26.422	22.370	1:07.189
8	18.374	26.281	22.311	1:06.966
9	18.334	26.259	22.364	1:06.957
10	18.285	26.395	22.329	1:07.009
11	18.329	26.364	22.363	1:07.056
12	18.409	26.447	22.191	1:07.047


Tours	Secteur 1	Secteur 2	Secteur 3	mps au tour
<b>N°12 CABIROU Loris</b>				
1	20.301	26.926	22.299	1:09.526
2	18.256	26.133	22.058	1:06.447
3	18.312	26.047	23.538	1:07.897
4	18.285	25.836	22.047	1:06.168
5	18.058	26.095	22.023	1:06.176
6	18.205	25.752	22.255	1:06.212

NSK3 Varennes 2016 (FRA) 09-11/09/2016

3MK Events

Apex Timing





### Minime

### Préfinale (PF)

### Analyse des tours

Pour information, sans valeur officielle

Tours	Secteur 1	Secteur 2	Secteur 3	mps au tour	Tours	Secteur 1	Secteur 2	Secteur 3	mps au tour	Tours	Secteur 1	Secteur 2	Secteur 3	mps au tour
7	18.293	25.933	23.018	1:07.244						7	<b>18.201</b>	26.570	<b>22.367</b>	<b>1:07.138</b>
8	18.663	26.467	22.107	1:07.237						8	18.280	26.668	22.562	1:07.510
9	18.205	26.232	23.164	1:07.601						9	18.289	<b>26.461</b>	22.380	<b>1:07.130</b>
10	18.297	26.514	22.163	1:06.974						10	18.284	26.663	<b>22.333</b>	1:07.280
11	18.228	27.144	22.213	1:07.585						11	18.320	26.728	22.377	1:07.425
12	18.390	26.042	22.606	1:07.038						12	18.271	27.288	22.623	1:08.182
<b>N°15 VAYRON Elliott</b>					<b>N°21 MERIEUX Tim</b>					<b>N°28 DANIEL Emilien</b>				
1	<b>19.724</b>	<b>26.372</b>	<b>22.391</b>	<b>1:08.487</b>	1	<b>21.371</b>	<b>27.142</b>	<b>22.521</b>	<b>1:11.034</b>	1	<b>22.848</b>	<b>26.737</b>	<b>23.314</b>	<b>1:12.899</b>
2	<b>18.633</b>	<b>26.203</b>	<b>22.122</b>	<b>1:06.958</b>	2	<b>18.781</b>	<b>26.414</b>	<b>22.420</b>	<b>1:07.615</b>	2	<b>18.897</b>	<b>26.475</b>	<b>22.589</b>	<b>1:07.961</b>
3	<b>18.467</b>	<b>26.091</b>	22.136	<b>1:06.694</b>	3	<b>18.566</b>	26.816	<b>22.379</b>	1:07.761	3	<b>18.586</b>	27.209	<b>22.319</b>	1:08.114
4	<b>18.411</b>	<b>26.075</b>	22.233	1:06.719	4	<b>18.375</b>	<b>26.093</b>	<b>22.336</b>	<b>1:06.804</b>	4	18.702	27.138	22.471	1:08.311
5	18.593	<b>25.975</b>	22.132	1:06.700	5	<b>18.266</b>	<b>26.029</b>	22.470	<b>1:06.765</b>	5	18.683	26.771	22.551	1:08.005
6	<b>18.173</b>	26.102	22.204	<b>1:06.479</b>	6	18.339	26.033	<b>22.167</b>	<b>1:06.539</b>	6	18.949	<b>26.457</b>	<b>22.251</b>	<b>1:07.657</b>
7	18.375	26.370	22.420	1:07.165	7	18.372	26.138	22.174	1:06.684	7	<b>18.552</b>	<b>26.416</b>	22.281	<b>1:07.249</b>
8	18.841	<b>25.917</b>	<b>21.977</b>	1:06.735	8	<b>18.244</b>	26.237	22.308	1:06.789	8	18.613	<b>26.190</b>	22.681	1:07.484
9	18.442	26.430	22.425	1:07.297	9	18.329	<b>26.001</b>	<b>22.131</b>	<b>1:06.461</b>	9	<b>18.443</b>	26.459	22.318	<b>1:07.220</b>
10	18.811	27.290	22.325	1:08.426	10	18.334	26.047	22.172	1:06.553	10	18.444	26.343	22.530	1:07.317
11	<b>18.077</b>	26.887	22.053	1:07.017	11	18.285	26.060	22.175	1:06.520	11	<b>18.347</b>	26.580	22.395	1:07.322
12	18.408	26.188	22.533	1:07.129	12	18.344	26.719	22.594	1:07.657	12	18.491	26.964	22.870	1:08.325
<b>N°17 NICOLEAU William</b>					<b>N°23 SUAU Lorenzo</b>					<b>N°33 GELEY Maxime</b>				
1	<b>21.616</b>	<b>27.270</b>	<b>22.347</b>	<b>1:11.233</b>	1	<b>21.215</b>	<b>26.236</b>	<b>22.397</b>	<b>1:09.848</b>	1	<b>22.108</b>	<b>26.894</b>	<b>23.713</b>	<b>1:12.715</b>
2	<b>18.249</b>	<b>25.931</b>	<b>22.067</b>	<b>1:06.247</b>	2	<b>18.735</b>	<b>25.889</b>	22.409	<b>1:07.033</b>	2	<b>18.887</b>	<b>26.382</b>	<b>22.355</b>	<b>1:07.624</b>
3	18.271	26.036	22.145	1:06.452	3	<b>18.215</b>	26.124	<b>22.267</b>	<b>1:06.606</b>	3	<b>18.650</b>	<b>26.128</b>	22.447	<b>1:07.225</b>
4	<b>18.174</b>	<b>25.839</b>	22.069	<b>1:06.082</b>	4	18.457	26.115	<b>22.179</b>	1:06.751	4	<b>18.575</b>	<b>26.113</b>	22.774	1:07.462
5	18.232	26.056	22.237	1:06.525	5	18.234	25.907	22.249	<b>1:06.390</b>	5	<b>18.314</b>	<b>26.000</b>	22.444	<b>1:06.758</b>
6	18.540	26.315	22.305	1:07.160	6	18.377	26.337	22.300	1:07.014	6	<b>18.193</b>	26.297	<b>22.061</b>	<b>1:06.551</b>
7	<b>18.132</b>	<b>25.839</b>	22.118	1:06.089	7	<b>18.092</b>	<b>25.721</b>	<b>22.076</b>	<b>1:05.889</b>	7	<b>18.134</b>	<b>25.964</b>	22.098	<b>1:06.196</b>
8	18.459	26.287	<b>22.056</b>	1:06.802	8	18.674	26.260	22.093	1:07.027	8	18.204	<b>25.858</b>	22.184	1:06.246
9	18.710	26.079	22.368	1:07.157	9	18.748	25.993	22.375	1:07.116	9	18.669	26.166	22.301	1:07.136
10	18.711	26.296	22.581	1:07.588	10	18.796	26.421	22.742	1:07.959	10	18.353	26.358	22.506	1:07.217
11	18.251	26.504	22.277	1:07.032	11	18.152	26.218	22.521	1:06.891	11	18.206	26.249	22.155	1:06.610
12	18.713	27.301	22.427	1:08.441	12	18.745	26.957	22.583	1:08.285	12	18.616	26.065	22.593	1:07.274
<b>N°25 PELET Louis</b>														
1	<b>26.203</b>	<b>26.942</b>	<b>22.695</b>	<b>1:15.840</b>										
2	<b>18.860</b>	<b>26.643</b>	<b>22.501</b>	<b>1:08.004</b>										
3	<b>18.321</b>	<b>26.486</b>	<b>22.467</b>	<b>1:07.274</b>										
4	18.388	26.513	22.733	1:07.634										
5	18.365	26.502	22.584	1:07.451										
6	18.499	26.608	<b>22.413</b>	1:07.520										


NSK3 Varennes 2016 (FRA) 09-11/09/2016

3MK Events

Apex Timing







### Minime

### Préfinale (PF)

### Analyse des tours

Pour information, sans valeur officielle

Tours Secteur 1 Secteur 2 Secteur 3 mps au tour

#### N°44 GAZEAU Cesar

Tours	Secteur 1	Secteur 2	Secteur 3	mps au tour
1	20.055	26.835	22.603	1:09.493
2	18.269	26.079	22.578	1:06.926
3	18.015	26.094	22.595	1:06.704
4	18.124	25.949	22.112	1:06.185
5	18.279	26.358	22.885	1:07.522
6	18.254	25.841	22.045	1:06.140
7	18.191	25.930	22.305	1:06.426
8	18.442	26.394	22.241	1:07.077
9	18.261	26.314	22.238	1:06.813
10	18.321	26.428	21.958	1:06.707
11	17.992	25.889	22.024	1:05.905
12	18.019	26.596	22.517	1:07.132

#### N°59 LASSOUED Mehdi

Tours	Secteur 1	Secteur 2	Secteur 3	mps au tour
1	21.561	27.159	24.458	1:13.178
2	18.809	26.840	22.774	1:08.423
3	18.675	26.636	23.132	1:08.443
4	18.808	26.639	23.015	1:08.462
5	18.491	26.527	22.734	1:07.752
6	18.733	26.611	22.596	1:07.940
7	18.373	26.503	22.492	1:07.368
8	18.403	26.389	22.444	1:07.236
9	18.288	26.412	22.343	1:07.043
10	18.203	26.354	22.467	1:07.024
11	18.414	26.539	22.762	1:07.715
12	18.372	26.545	22.993	1:07.910

#### N°74 PEUGEOT Enzo

Tours	Secteur 1	Secteur 2	Secteur 3	mps au tour
1	21.134	27.333	23.659	1:12.126
2	18.494	26.349	22.715	1:07.558
3	18.456	26.450	22.524	1:07.430
4	18.628	26.357	22.475	1:07.460
5	18.173	26.159	22.326	1:06.658
6	18.229	26.341	22.386	1:06.956

Tours Secteur 1 Secteur 2 Secteur 3 mps au tour

7	18.352	25.875	22.283	1:06.510
8	18.227	26.084	22.222	1:06.533
9	18.289	26.045	22.197	1:06.531
10	18.540	26.195	22.477	1:07.212
11	18.355	26.184	22.193	1:06.732
12	18.642	26.012	22.556	1:07.210

#### N°88 SEARLES Antoine

Tours	Secteur 1	Secteur 2	Secteur 3	mps au tour
1	21.467	26.781	22.561	1:10.809
2	18.571	26.210	22.551	1:07.332
3	18.306	26.121	22.454	1:06.881
4	18.400	26.377	22.330	1:07.107
5	18.323	26.245	22.382	1:06.950
6	18.310	26.319	22.328	1:06.957
7	18.244	26.265	22.813	1:07.322
8	18.184	26.351	22.167	1:06.702
9	18.213	26.226	22.204	1:06.643
10	18.103	26.065	22.159	1:06.327
11	18.175	26.114	22.075	1:06.364
12	18.528	27.009	22.564	1:08.101

#### N°99 FAVRE Romain


Tours	Secteur 1	Secteur 2	Secteur 3	mps au tour
1	22.246	26.507	23.683	1:12.436
2	18.440	26.429	22.409	1:07.278
3	18.508	26.119	22.469	1:07.096
4	18.531	26.131	22.276	1:06.938
5	18.315	26.280	22.330	1:06.925
6	18.385	26.086	22.178	1:06.649
7	18.305	25.925	22.227	1:06.457
8	18.269	26.418	22.175	1:06.862
9	18.111	26.297	22.238	1:06.646
10	18.366	26.433	22.379	1:07.178
11	18.343	26.180	22.429	1:06.952
12	18.345	26.344	23.015	1:07.704

NSK3 Varennes 2016 (FRA) 09-11/09/2016

3MK Events

Apex Timing





**Minime**

**Préfinale (PF)**

**Document 18**

**Grille de départ**

Sous réserve du contrôle technique ou d'incidents d'ordre sportif

		<b>11</b>	<b>28</b>	<b>DANIEL Emilien</b> ZANARDI / / BRIDGESTONE
<b>4</b>	<b>BODET-COLAROFF Julian</b> CRG BY KCM / / BRIDGESTONE	<b>10</b>	<b>99</b>	<b>FAVRE Romain</b> TONY KART / / BRIDGESTONE
<b>74</b>	<b>PEUGEOT Enzo</b> TONY KART / / BRIDGESTONE	<b>9</b>	<b>59</b>	<b>LASSOUED Mehdi</b> TONY KART / / BRIDGESTONE
<b>33</b>	<b>GELEY Maxime</b> KOSMIC / / BRIDGESTONE	<b>8</b>	<b>10</b>	<b>LOVINFOSSE Lola</b> CRG BY KCM / / BRIDGESTONE
<b>25</b>	<b>PELET Louis</b> ZANARDI / / BRIDGESTONE	<b>7</b>	<b>21</b>	<b>MERIEUX Tim</b> SODI / / BRIDGESTONE
<b>17</b>	<b>NICOULEAU William</b> EXPRIT / / BRIDGESTONE	<b>6</b>	<b>7</b>	<b>MAITRE Neill</b> BIREL ART / / BRIDGESTONE
<b>9</b>	<b>MASSON Esteban</b> SODI / / BRIDGESTONE	<b>5</b>	<b>23</b>	<b>SUAU Lorenzo</b> EXPRIT / / BRIDGESTONE
<b>88</b>	<b>SEARLES Antoine</b> EXPRIT / / BRIDGESTONE	<b>4</b>	<b>5</b>	<b>DUPONT Ilann</b> CRG BY KCM / / BRIDGESTONE
<b>27</b>	<b>LENEUTRE Joran</b> CRG BY KCM / / BRIDGESTONE	<b>3</b>	<b>44</b>	<b>GAZEAU Cesar</b> TONY KART / / BRIDGESTONE
<b>1</b>	<b>COSTET Enzo</b> TONY KART / / BRIDGESTONE	<b>2</b>	<b>15</b>	<b>VAYRON Elliott</b> ZANARDI / / BRIDGESTONE
<b>12</b>	<b>CABIROU Loris</b> EXPRIT / / BRIDGESTONE	<b>1</b>	<b>3</b>	<b>AMAND Marcus</b> ZANARDI / / BRIDGESTONE

POLE POSITION



Départ : 11/09 - 09:34 12 Tours = 17,700 Km

NSK3 Varennes 2016 (FRA) 09-11/09/2016

3MK Events

Apex Timing 

