

Minime

Finale (F)

Document 22.1 OFFICIEL

Résultats

Sous réserve du contrôle technique ou d'incidents d'ordre sportif

Clt	N°	Pilote	Concurrent	Equipement	Tours	Ecart	Interv.	Meilleur tour
1	=	9 MASSON Esteban	PKS	SODI / / BRIDGESTONE	15			1:04.888
2	▲4	12 CABIROU Loris	KARTING PLUS / SUAU RACING	EXPRIT / / BRIDGESTONE	15	0.078	0.078	1:04.958
3	▲2	15 VAYRON Elliott	CBK	ZANARDI / / BRIDGESTONE	15	1.158	1.080	1:04.717
4	=	3 AMAND Marcus	PB KART	ZANARDI / / BRIDGESTONE	15	1.206	0.048	1:04.678
5	▲5	17 NICOLEAU William	MATEC COMPÉTITION	EXPRIT / / BRIDGESTONE	15	3.159	1.953	1:05.194
6	▼4	44 GAZEAU Cesar	RM CONCEPT	TONY KART / / BRIDGESTONE	15	3.415	0.256	1:04.953
7	=	5 DUPONT Ilann	IDPASSIONKARTING	CRG BY KCM / / BRIDGESTONE	15	3.611	0.196	1:05.105
8	▼5	1 COSTET Enzo	SG DRIVER'S	TONY KART / / BRIDGESTONE	15	3.787	0.176	1:05.073
9	▲12	27 LENEUTRE Joran	CMK COMPETITION	CRG BY KCM / / BRIDGESTONE	15	11.892	8.105	1:04.988
10	▼1	7 MAITRE Neill	BRK	BIREL ART / / BRIDGESTONE	15	12.222	0.330	1:05.677
11	=	88 SEARLES Antoine	MOTOR'S	EXPRIT / / BRIDGESTONE	15	12.403	0.181	1:05.537
12	=	21 MERIEUX Tim	KPR	SODI / / BRIDGESTONE	15	13.229	0.826	1:05.335
13	▲3	10 LOVINFOSE Lola	TREFLE RACING	CRG BY KCM / / BRIDGESTONE	15	13.599	0.370	1:05.443
14	=	74 PEUGEOT Enzo	LAEL RACING TEAM	TONY KART / / BRIDGESTONE	15	16.933	3.334	1:05.976
15	=	99 FAVRE Romain	ASK GTS KARTING	TONY KART / / BRIDGESTONE	15	17.133	0.200	1:05.912
16	▼3	33 GELEY Maxime	MXG KART RACING	KOSMIC / / BRIDGESTONE	15	17.322	0.189	1:05.650
17	=	25 PELET Louis	TEAM FOTI	ZANARDI / / BRIDGESTONE	15	26.441	9.119	1:06.544
18	▲1	59 LASSOUED Mehdi	MRK	TONY KART / / BRIDGESTONE	15	37.293	10.852	1:06.892
19	▲1	4 BODET-COLAROFF Julian	RLS COMPETITION	CRG BY KCM / / BRIDGESTONE	8	7 Tours	7 Tours	1:07.275
20	▼12	23 SUAU Lorenzo	SUAU RACING KART	EXPRIT / / BRIDGESTONE	8	7 Tours	14.559	1:05.624
21	▼3	28 DANIEL Emilien	AP KARTING	ZANARDI / / BRIDGESTONE	7	8 Tours	1 Tour	1:06.870

Tête de course : N°12 CABIROU Loris (1-2) / N°3 AMAND Marcus (3-3) / N°12 CABIROU Loris (4-13) / N°9 MASSON Esteban (14-15)


Départ : 11/09 - 13:52:30

Meilleur tour : N°3 AMAND Marcus 1:04.678 82,09 Km/h

Météo : Légèrement nuageux Air : 25°C Piste : Sèche

Record de l'épreuve : N°3 AMAND Marcus 1:04.444 82,39 Km/h

N°3  14:41
Tour 13



Minime

Finale (F)

Tableau des tours

Pour information, sans valeur officielle


	1	2	3	4	5	6	7	8	9	10	11	12	13	14	15	16	17	18	19	20	21
Grille	9	44	1	3	15	12	5	23	7	17	88	21	33	74	99	10	25	28	59	4	27
Départ	44	9	3	12	1	15	23	5	17	21	7	74	88	10	33	99	28	25	4	59	27
Tour 1	12	44	3	9	15	1	5	17	23	74	88	7	25	10	21	99	33	4	27	28	59
Intervalle	0.2	0.1	0.4	0.1	0.2	0.4	0.2	0.1	0.8	0.0	0.2	0.3	0.0	0.2	0.1	0.2	1.2	0.2	3.6	3.8	
Tour 2	12	3	9	44	15	1	5	17	23	88	74	7	21	10	33	99	25	27	4	28	59
	0.1	0.4	0.2	0.1	0.4	0.3	0.0	0.6	1.3	0.0	0.2	1.5	0.2	0.2	0.1	0.2	0.8	0.8	2.9	4.3	
Tour 3	3	12	9	15	1	5	44	17	23	7	88	74	10	21	99	25	33	27	4	28	59
	0.1	0.1	0.3	0.4	0.3	0.0	0.1	0.5	2.3	0.0	0.2	1.5	0.1	0.2	0.6	0.2	0.1	1.5	3.1	4.0	
Tour 4	12	9	3	1	15	5	17	44	7	88	74	10	99	21	33	25	27	4	28	59	23
	0.1	0.2	0.6	0.1	0.5	0.6	0.0	2.4	0.2	0.9	0.9	0.7	0.3	0.7	0.3	2.6	2.6	3.7	11.6		
Tour 5	12	3	9	1	15	5	44	17	7	88	74	10	21	99	33	27	25	4	28	59	23
	0.5	0.3	0.1	0.2	0.5	0.4	0.2	3.1	0.4	1.1	0.6	0.8	0.0	0.2	0.8	0.7	3.8	2.2	3.3	11.2	
Tour 6	12	9	1	15	5	3	44	17	7	88	74	10	21	33	99	27	25	4	28	59	23
	0.2	0.2	0.2	0.5	0.0	0.1	0.1	3.8	0.4	1.5	0.1	0.5	0.3	0.2	0.1	2.2	5.1	1.1	3.3	10.8	
Tour 7	12	9	1	15	3	5	44	17	7	88	10	21	74	33	27	99	25	4	28	59	23
	0.1	0.1	0.2	0.2	0.3	0.2	0.3	4.4	0.4	1.8	0.5	0.1	0.2	0.2	0.4	2.8	6.0	0.4	3.5	10.2	
Tour 8	12	9	15	3	1	44	5	17	7	88	10	21	27	74	99	33	25	4	59	28	
	0.1	0.1	0.4	0.6	0.1	0.0	0.1	4.9	0.3	1.6	0.9	0.2	0.1	0.4	0.1	3.7	8.7	1.3	13.2		
Tour 9	12	9	3	15	44	17	5	1	7	88	10	27	21	74	99	33	25	59			
	0.1	0.7	0.0	0.8	0.2	0.1	0.4	5.0	0.3	1.8	0.4	0.1	0.3	0.3	0.2	4.2	10.7				
Tour 10	12	9	3	15	5	17	44	1	7	88	27	21	10	99	33	74	25	59			
	0.3	0.4	0.1	1.7	0.0	0.1	0.0	5.6	0.2	1.8	0.2	0.2	0.2	0.9	0.2	0.3	4.9	10.7			
Tour 11	12	9	3	15	17	5	1	44	7	88	27	21	10	33	99	74	25	59			
	0.3	0.2	0.2	2.3	0.1	0.2	0.1	5.9	0.5	1.2	0.1	0.3	1.6	0.0	0.4	5.6	11.0				
Tour 12	12	9	15	3	17	1	5	44	7	88	27	21	10	99	33	74	25	59			
	0.2	0.2	0.0	2.7	0.2	0.1	0.2	6.4	0.2	0.7	0.8	0.2	2.1	0.1	0.2	6.7	11.1				
Tour 13	12	9	3	15	1	17	5	44	7	88	27	21	10	33	74	99	25	59			
	0.1	1.1	0.1	2.4	0.1	0.3	0.2	6.4	0.2	0.1	1.2	0.2	2.7	0.4	0.7	6.8	11.5				
Tour 14	9	12	3	15	17	44	5	1	7	27	88	21	10	74	99	33	25	59			
	0.0	1.8	0.0	2.1	0.4	0.0	0.2	6.5	0.1	0.3	1.1	0.3	3.6	0.3	0.0	7.7	11.5				

NSK3 Varennes 2016 (FRA) 09-11/09/2016

3MK Events

Apex Timing






Minime

Finale (F)

Tableau des tours

Pour information, sans valeur officielle

Tour 15	9	12 0.0	15 1.0	3 0.0	17 1.9	44 0.2	5 0.1	1 0.1	27 8.1	7 0.3	88 0.1	21 0.8	10 0.3	74 3.3	99 0.2	33 0.1	25 9.1	59 10.8
---------	---	-----------	-----------	----------	-----------	-----------	----------	----------	-----------	----------	-----------	-----------	-----------	-----------	-----------	-----------	-----------	------------



Minime

Finale (F)

Analyse des tours

Pour information, sans valeur officielle

Tours Secteur 1 Secteur 2 Secteur 3 mps au tour

N°1 COSTET Enzo

1	20.580	26.174	22.228	1:08.982
2	18.183	25.849	21.835	1:05.867
3	17.998	25.689	21.915	1:05.602
4	18.177	25.720	21.637	1:05.534
5	17.752	25.562	21.784	1:05.098
6	17.832	25.651	21.921	1:05.404
7	17.870	25.564	21.698	1:05.132
8	18.410	26.509	21.963	1:06.882
9	18.998	25.786	21.725	1:06.509
10	17.884	25.471	22.070	1:05.425
11	18.064	25.499	21.772	1:05.335
12	17.912	25.491	21.670	1:05.073
13	17.976	25.584	21.908	1:05.468
14	18.533	26.160	21.636	1:06.329
15	17.938	25.486	21.888	1:05.312

N°3 AMAND Marcus

1	19.998	26.170	22.109	1:08.277
2	18.190	25.537	21.791	1:05.518
3	18.009	25.755	21.928	1:05.692
4	19.007	25.326	21.692	1:06.025
5	17.923	25.528	21.833	1:05.284
6	17.748	26.027	23.034	1:06.809
7	17.840	25.231	21.607	1:04.678
8	18.270	25.903	21.606	1:05.779
9	17.750	25.410	22.160	1:05.320
10	18.111	25.290	21.530	1:04.931
11	17.730	25.154	21.815	1:04.699
12	17.802	25.250	22.011	1:05.063
13	18.080	26.065	21.669	1:05.814
14	18.236	25.694	21.924	1:05.854
15	18.259	25.574	21.970	1:05.803

Tours Secteur 1 Secteur 2 Secteur 3 mps au tour

N°4 BODET-COLAROFF Julian

1	21.764	27.624	22.534	1:11.922
2	18.914	26.841	22.590	1:08.345
3	18.544	26.250	22.481	1:07.275
4	18.878	26.343	22.779	1:08.000
5	18.599	26.540	22.517	1:07.656
6	18.820	26.515	22.637	1:07.972
7	18.811	26.166	22.670	1:07.647
8	18.685	26.636	24.775	1:10.096

N°5 DUPONT Ilann

1	20.557	26.144	22.507	1:09.208
2	18.110	25.626	22.013	1:05.749
3	18.179	25.440	21.970	1:05.589
4	18.276	25.715	21.901	1:05.892
5	18.002	25.468	21.692	1:05.162
6	17.980	25.448	22.085	1:05.513
7	18.109	25.274	21.722	1:05.105
8	18.067	26.126	22.095	1:06.288
9	18.047	25.821	21.946	1:05.814
10	17.942	25.432	22.189	1:05.563
11	18.143	25.560	21.737	1:05.440
12	18.288	25.421	21.741	1:05.450
13	18.206	25.691	21.906	1:05.803
14	18.163	25.557	21.819	1:05.539
15	18.072	25.421	21.941	1:05.434

N°7 MAITRE Neill

1	21.422	26.703	22.421	1:10.546
2	18.550	26.028	21.998	1:06.576
3	18.310	25.781	22.250	1:06.341
4	17.973	25.807	22.143	1:05.923
5	18.178	25.770	21.988	1:05.936
6	18.068	25.792	22.056	1:05.916
7	18.194	25.638	21.980	1:05.812

Tours Secteur 1 Secteur 2 Secteur 3 mps au tour

8	18.341	25.967	22.125	1:06.433
9	18.358	25.760	22.018	1:06.136
10	18.114	25.823	22.141	1:06.078
11	18.132	25.681	21.983	1:05.796
12	18.134	25.638	22.060	1:05.832
13	18.123	25.646	22.006	1:05.775
14	18.093	25.646	21.938	1:05.677
15	18.499	26.021	22.688	1:07.208

N°9 MASSON Esteban

1	20.594	26.313	21.913	1:08.820
2	17.989	25.693	21.776	1:05.458
3	17.933	25.817	21.885	1:05.635
4	18.036	25.632	21.740	1:05.408
5	17.947	25.652	22.270	1:05.869
6	17.745	25.633	21.917	1:05.295
7	17.955	25.547	21.753	1:05.255
8	18.194	25.757	21.815	1:05.766
9	17.866	25.544	21.769	1:05.179
10	17.854	25.606	21.779	1:05.239
11	17.835	25.388	21.731	1:04.954
12	17.834	25.348	21.706	1:04.888
13	17.757	25.674	21.650	1:05.081
14	17.888	25.483	21.649	1:05.020
15	18.165	26.172	22.212	1:06.549


N°10 LOVINFOSSE Lola

1	21.345	26.686	22.676	1:10.707
2	18.498	26.170	23.344	1:08.012
3	18.161	26.123	22.153	1:06.437
4	18.208	25.821	22.161	1:06.190
5	18.169	25.850	21.932	1:05.951
6	17.988	25.841	22.063	1:05.892
7	18.106	25.840	21.961	1:05.907
8	18.230	25.780	22.127	1:06.137

NSK3 Varennes 2016 (FRA) 09-11/09/2016

3MK Events

Apex Timing



Minime

Finale (F)

Analyse des tours

Pour information, sans valeur officielle

Tours	Secteur 1	Secteur 2	Secteur 3	mps au tour
9	18.127	26.147	22.108	1:06.382
10	18.194	26.411	21.856	1:06.461
11	17.983	25.645	21.815	1:05.443
12	18.169	25.570	21.845	1:05.584
13	18.060	25.780	21.780	1:05.620
14	18.081	25.812	21.850	1:05.743
15	18.152	26.008	22.506	1:06.666

N°12 CABIROU Loris

1	19.968	25.788	21.960	1:07.716
2	18.153	25.662	21.925	1:05.740
3	18.215	26.239	21.626	1:06.080
4	17.978	25.538	21.849	1:05.365
5	17.957	25.506	21.746	1:05.209
6	18.113	25.942	21.828	1:05.883
7	17.983	25.514	21.835	1:05.332
8	18.412	25.540	21.880	1:05.832
9	17.851	25.456	21.880	1:05.187
10	17.757	25.492	21.774	1:05.023
11	17.994	25.282	21.682	1:04.958
12	17.947	25.330	21.696	1:04.973
13	18.057	25.419	21.674	1:05.150
14	17.917	25.423	21.932	1:05.272
15	18.206	26.098	22.244	1:06.548

N°15 VAYRON Elliott

1	20.063	26.056	22.482	1:08.601
2	18.132	25.835	21.746	1:05.713
3	17.949	25.685	21.925	1:05.559
4	18.557	25.861	21.683	1:06.101
5	17.888	25.648	21.683	1:05.219
6	17.947	25.442	22.063	1:05.452
7	17.953	25.535	21.630	1:05.118
8	18.233	25.603	21.673	1:05.509
9	17.925	25.797	22.164	1:05.886

Tours	Secteur 1	Secteur 2	Secteur 3	mps au tour
10	17.898	25.567	21.581	1:05.046
11	17.832	25.278	21.607	1:04.717
12	17.938	25.351	21.470	1:04.759
13	18.143	25.980	21.916	1:06.039
14	17.943	25.779	22.079	1:05.801
15	17.988	25.676	22.011	1:05.675

N°17 NICOLEAU William

1	20.890	26.048	22.443	1:09.381
2	18.043	25.757	21.813	1:05.613
3	17.901	25.750	22.072	1:05.723
4	18.246	26.110	21.958	1:06.314
5	18.061	25.460	21.752	1:05.273
6	17.872	25.375	21.947	1:05.194
7	18.042	25.420	21.767	1:05.229
8	17.925	25.914	22.083	1:05.922
9	18.168	25.726	21.629	1:05.523
10	18.199	25.417	22.131	1:05.747
11	17.912	25.581	21.745	1:05.238
12	17.907	25.578	21.719	1:05.204
13	18.409	25.536	21.870	1:05.815
14	18.135	25.478	21.775	1:05.388
15	18.092	25.562	21.841	1:05.495

N°21 MERIEUX Tim

1	21.986	26.715	22.510	1:11.211
2	18.525	26.205	22.749	1:07.479
3	18.297	26.447	22.169	1:06.913
4	18.331	26.297	22.176	1:06.804
5	18.291	25.650	22.035	1:05.976
6	18.154	25.590	21.893	1:05.637
7	18.055	25.862	21.981	1:05.898
8	18.499	26.060	21.983	1:06.542
9	18.158	25.927	21.913	1:05.998
10	18.058	25.730	21.817	1:05.605

Tours	Secteur 1	Secteur 2	Secteur 3	mps au tour
11	18.033	25.399	21.903	1:05.335
12	18.153	25.660	21.924	1:05.737
13	18.025	25.699	21.904	1:05.628
14	18.075	25.637	21.905	1:05.617
15	18.275	26.385	21.972	1:06.632

N°23 SUAU Lorenzo

1	20.902	26.053	22.697	1:09.652
2	18.336	25.779	21.974	1:06.089
3	18.150	25.554	21.920	1:05.624
4	18.094	25.857	49.496	1:33.447
5	18.497	25.973	22.041	1:06.511
6	18.321	25.974	22.229	1:06.524
7	18.414	25.843	22.203	1:06.460
8	18.499	26.097	25.808	1:10.404

N°25 PELET Louis

1	21.092	26.756	22.433	1:10.281
2	18.315	26.383	23.893	1:08.591
3	18.011	26.531	22.473	1:07.015
4	18.480	26.174	22.248	1:06.902
5	18.119	26.434	22.313	1:06.866
6	18.150	26.195	22.343	1:06.688
7	18.378	26.059	22.321	1:06.758
8	18.368	26.574	22.424	1:07.366
9	18.275	26.065	22.204	1:06.544
10	18.306	26.703	22.216	1:07.225
11	18.258	26.217	22.183	1:06.658
12	18.359	26.342	22.366	1:07.067
13	18.292	26.189	22.586	1:07.067
14	18.310	26.172	22.454	1:06.936
15	18.367	26.600	22.618	1:07.585

N°27 LENEUTRE Joran


1	21.399	28.273	22.101	1:11.773
2	18.859	26.296	22.074	1:07.229

NSK3 Varennes 2016 (FRA) 09-11/09/2016

3MK Events

Apex Timing





Minime

Finale (F)

Analyse des tours

Pour information, sans valeur officielle


Tours	Secteur 1	Secteur 2	Secteur 3	mps au tour	Tours	Secteur 1	Secteur 2	Secteur 3	mps au tour	Tours	Secteur 1	Secteur 2	Secteur 3	mps au tour
3	18.154	25.908	22.481	1:06.543	12	18.083	25.741	22.459	1:06.283	13	18.622	26.181	22.674	1:07.477
4	18.430	25.948	22.517	1:06.895	13	18.249	25.749	22.012	1:06.010	14	18.416	26.209	22.274	1:06.899
5	18.089	25.672	21.973	1:05.734	14	18.243	26.802	22.118	1:07.163	15	18.418	26.153	22.321	1:06.892
6	17.986	25.342	21.845	1:05.173	15	18.503	25.664	22.096	1:06.263	N°74 PEUGEOT Enzo				
7	18.321	25.610	21.837	1:05.768	N°44 GAZEAU Cesar				1	20.944	26.648	22.540	1:10.132	
8	18.364	25.951	21.841	1:06.156	1	19.921	26.217	22.089	1:08.227	2	18.465	25.995	22.208	1:06.668
9	18.157	25.619	21.824	1:05.600	2	18.623	25.875	21.819	1:06.317	3	18.989	25.731	22.192	1:06.912
10	18.037	25.792	21.741	1:05.570	3	18.286	25.884	22.433	1:06.603	4	18.393	25.824	22.628	1:06.845
11	18.002	25.526	21.933	1:05.461	4	18.067	26.424	22.025	1:06.516	5	18.294	25.816	22.128	1:06.238
12	17.923	25.323	21.742	1:04.988	5	17.807	25.372	21.774	1:04.953	6	18.163	25.865	22.295	1:06.323
13	18.033	25.249	21.958	1:05.240	6	17.870	25.413	22.018	1:05.301	7	18.493	26.029	22.315	1:06.837
14	18.112	25.605	21.681	1:05.398	7	18.067	25.289	21.676	1:05.032	8	18.235	26.309	22.196	1:06.740
15	18.552	25.904	22.295	1:06.751	8	17.982	26.108	21.918	1:06.008	9	18.269	25.833	21.916	1:06.018
N°28 DANIEL Emilien					9	18.179	25.676	21.664	1:05.519	10	18.235	26.686	22.148	1:07.069
1	21.725	31.840	22.683	1:16.248	10	17.854	25.851	22.446	1:06.151	11	18.065	25.771	22.194	1:06.030
2	18.815	26.172	22.398	1:07.385	11	18.324	25.620	21.642	1:05.586	12	18.226	25.587	22.163	1:05.976
3	18.630	26.300	22.553	1:07.483	12	18.044	25.538	21.733	1:05.315	13	18.331	25.949	21.916	1:06.196
4	18.570	26.321	22.626	1:07.517	13	18.134	25.445	22.207	1:05.786	14	18.111	25.960	22.215	1:06.286
5	18.626	26.205	22.414	1:07.245	14	18.086	25.653	21.490	1:05.229	15	18.220	25.845	22.250	1:06.315
6	18.707	26.122	22.077	1:06.906	15	17.885	25.525	21.918	1:05.328	N°88 SEARLES Antoine				
7	18.646	25.840	22.384	1:06.870	N°59 LASSOUED Mehdi				1	20.816	26.918	22.476	1:10.210	
N°33 GELEY Maxime					1	21.253	35.685	22.472	1:19.410	2	18.235	26.005	22.274	1:06.514
1	22.092	26.730	22.481	1:11.303	2	18.667	26.385	22.829	1:07.881	3	18.221	25.898	22.586	1:06.705
2	18.557	25.987	23.005	1:07.549	3	18.736	26.182	22.297	1:07.215	4	18.053	25.862	22.222	1:06.137
3	18.814	26.229	22.572	1:07.615	4	18.381	26.319	22.492	1:07.192	5	18.082	25.951	22.031	1:06.064
4	18.017	25.946	21.970	1:05.933	5	18.349	26.075	22.487	1:06.911	6	18.108	25.656	22.183	1:05.947
5	18.195	25.626	22.148	1:05.969	6	18.292	26.145	22.487	1:06.924	7	18.186	25.675	21.919	1:05.780
6	18.297	25.503	21.850	1:05.650	7	18.346	26.280	22.401	1:07.027	8	18.054	26.177	22.091	1:06.322
7	18.137	25.847	21.978	1:05.962	8	18.565	26.462	22.451	1:07.478	9	18.318	25.868	21.993	1:06.179
8	18.325	26.513	22.244	1:07.082	9	18.511	26.211	22.469	1:07.191	10	18.089	25.711	22.195	1:05.995
9	18.286	25.918	21.867	1:06.071	10	18.497	26.291	22.382	1:07.170	11	18.108	25.926	22.030	1:06.064
10	18.054	26.123	21.888	1:06.065	11	18.422	26.256	22.319	1:06.997	12	18.003	25.523	22.011	1:05.537
11	17.947	25.742	22.177	1:05.866	12	18.518	26.084	22.597	1:07.199	13	18.007	25.845	21.947	1:05.799

NSK3 Varennes 2016 (FRA) 09-11/09/2016

3MK Events

Apex Timing





Minime

Finale (F)

Analyse des tours

Pour information, sans valeur officielle

Tours	Secteur 1	Secteur 2	Secteur 3	mps au tour
14	17.981	25.974	21.888	1:05.843
15	18.372	25.921	22.665	1:06.958

N°99 FAVRE Romain


1	21.734	26.583	22.592	1:10.909
2	18.427	25.940	23.519	1:07.886
3	18.228	26.317	22.059	1:06.604
4	18.172	26.077	22.180	1:06.429
5	18.118	25.754	22.272	1:06.144
6	18.247	25.804	22.055	1:06.106
7	18.219	25.994	22.186	1:06.399
8	18.140	25.977	22.196	1:06.313
9	18.183	25.847	21.919	1:05.949
10	17.963	26.175	21.904	1:06.042
11	18.019	25.868	22.325	1:06.212
12	18.290	25.681	22.091	1:06.062
13	18.539	26.321	22.458	1:07.318
14	18.158	25.624	22.130	1:05.912
15	18.248	25.720	22.174	1:06.142

NSK3 Varennes 2016 (FRA) 09-11/09/2016

3MK Events

Apex Timing 





Minime

Finale (F)

Document 21

Grille de départ

Sous réserve du contrôle technique ou d'incidents d'ordre sportif

		11	27	LENEUTRE Joran CRG BY KCM / / BRIDGESTONE
4	BODET-COLAROFF Julian CRG BY KCM / / BRIDGESTONE	10	59	LASSOUED Mehdi TONY KART / / BRIDGESTONE
28	DANIEL Emilien ZANARDI / / BRIDGESTONE	9	25	PELET Louis ZANARDI / / BRIDGESTONE
10	LOVINFOSSÉ Lola CRG BY KCM / / BRIDGESTONE	8	99	FAVRE Romain TONY KART / / BRIDGESTONE
74	PEUGEOT Enzo TONY KART / / BRIDGESTONE	7	33	GELEY Maxime KOSMIC / / BRIDGESTONE
21	MERIEUX Tim SODI / / BRIDGESTONE	6	88	SEARLES Antoine EXPRIT / / BRIDGESTONE
17	NICOULEAU William EXPRIT / / BRIDGESTONE	5	7	MAITRE Neill BIREL ART / / BRIDGESTONE
23	SUAU Lorenzo EXPRIT / / BRIDGESTONE	4	5	DUPONT Ilann CRG BY KCM / / BRIDGESTONE
12	CABIROU Loris EXPRIT / / BRIDGESTONE	3	15	VAYRON Elliott ZANARDI / / BRIDGESTONE
3	AMAND Marcus ZANARDI / / BRIDGESTONE	2	1	COSTET Enzo TONY KART / / BRIDGESTONE
44	GAZEAU Cesar TONY KART / / BRIDGESTONE	1	9	MASSON Esteban SODI / / BRIDGESTONE

POLE POSITION



Départ : 11/09 - 13:50 15 Tours = 22,125 Km

NSK3 Varennes 2016 (FRA) 09-11/09/2016

3MK Events

Apex Timing

