

Nationale

Finale (F)
Résultats

Document 38.1 OFFICIEL

Sous réserve du contrôle technique ou d'incidents d'ordre sportif

Clt	N°	Pilote	Concurrent	Equipement	Tours	Ecart	Interv.	Meilleur tour
1	▲1	55	VALENTE Enzo	KART PRO RACING	SODI / / MOJO	15		1:04.444
2	▲1	35	PERCEVAL Antoine	SG DRIVER'S	TONY KART / / MOJO	15	0.293	0.293 1:04.247
3	▼2	9	BOUVIER Yann	BELTOISE EXPERIENCE	FA KART / / MOJO	15	1.491	1.198 1:04.253
4	▲1	87	RASMUSSEN Oliver	JANA RACING	EXPRIT / / MOJO	15	1.636	0.145 1:04.265
5	▲2	97	MAUVE Yann	PKS	SODI / / MOJO	15	1.712	0.076 1:04.310
6	▲2	66	CAOUCETTE Jakeson	SONIC	KOSMIC / / MOJO	15	1.892	0.180 1:04.307
7	▲10	7	MALIZIA Arnaud	TRÈFLE RACING	SODI / / MOJO	15	4.299	2.407 1:04.589
8	▲1	99	VILLE Nicolas	TEAM MOTORS	TONY KART / / MOJO	15	5.861	1.562 1:04.128
9	▲4	1	GUERARD Martin	MD COMPÉTITION	TONY KART / / MOJO	15	6.199	0.338 1:04.625
10	▼4	31	CARBONNEL Arthur	UNIVERSAL DRIVERS	BIREL-ART / / MOJO	15	6.665	0.466 1:04.778
11	▼7	4	LEHMANN Enzo	FOTI TEAM JUNIOR	PRAGA / / MOJO	15	6.815	0.150 1:04.497
12	▼1	19	JENOUVRIER Alexandre	LUDO RACING	SODI / / MOJO	15	7.768	0.953 1:04.602
13	▲6	44	FOURMY Nathan	KART IN PRO COMPÉTITION	EXPRIT / / MOJO	15	9.489	1.721 1:05.003
14	▲20	24	ARRAULT Colin	PKS	KOSMIC / / MOJO	15	9.583	0.094 1:04.438
15	▲16	50	COUBES Louis	KART PRO RACING	SODI / / MOJO	15	10.897	1.314 1:04.893
16	▲11	20	GAUTHEROT Maxime	BRK	TONY KART / / MOJO	15	11.171	0.274 1:04.629
17	▲1	52	COLOMES Alexandre	LUDO RACING	SODI / / MOJO	15	12.485	1.314 1:04.714
18	▼2	5	PROUTEAU Camille	UNIVERSAL RACERS	SODI / / MOJO	15	12.645	0.160 1:04.395
19	▲1	33	DABERT Pauline	PADE RACING	BIREL / / MOJO	15	14.361	1.716 1:04.816
20	▲5	21	ROUCHY Thomas	DRACO KART	SODI / / MOJO	15	15.375	1.014 1:04.591
21	▲7	46	GILLOZ Valentin	B.R.K.	TONY KART / / MOJO	15	24.440	9.065 1:04.282
22	=	28	DOVILET Léo	RM CONCEPT	FA KART / / MOJO	15	27.453	3.013 1:04.667
23	▲13	17	VALICHON Lydie	RM CONCEPT	FA KART / / MOJO	15	28.189	0.736 1:04.523
24	▲2	30	ANTOINE Matteo	FREEKART88	CRG BY KCM / / MOJO	15	29.533	1.344 1:04.495
25	▲10	77	GILLOUX Clément		SODI / / MOJO	15	52.359	22.826 1:04.618
26	▼3	54	ENGUUX Thomas	MATEC COMPÉTITION	EXPRIT / / MOJO	14	1 Tour	1 Tour 1:04.401
27	▼15	41	GIL Valentin	KARTAGENE	BIREL / / MOJO	12	3 Tours	2 Tours 1:04.742
28	▼13	59	COCHET Bastien	MPK	KOSMIC / / MOJO	11	4 Tours	1 Tour 1:04.412
29	▼19	25	VENIER Jonas	SG DRIVER'S	TONY KART / / MOJO	7	8 Tours	4 Tours 1:06.176
30	▲3	49	JOUSSET Léo	LMC CORCOUE	TONY KART / / MOJO	4	11 Tours	3 Tours 1:06.959
31	▼10	2	PETELET Milane		PRAGA / / MOJO	4	11 Tours	39.668 1:06.390
32	=	47	LOUTON Matthieu	BELTOISE EXPERIENCE	TONY KART / / MOJO	3	12 Tours	1 Tour 1:07.114
33	▼4	27	DUCHAUSOY Julien	MGT	BIREL / / MOJO	3	12 Tours	2.706 1:06.941
34	▼20	12	DUGUE Antony	SONIC RACING KART	KOSMIC / / MOJO	0	15 Tours	3 Tours
35	▼11	22	CAUHAUPE Edouard	DSS	FA KART / / MOJO		Déclassement	1:05.276
36	▼6	14	MATERA Maxime	KARTAGENE	BIREL / / MOJO		Déclassement	1:04.762


Tête de course : N°55 VALENTE Enzo (1-15)

Départ : 12/06 - 15:51:31

Meilleur tour : N°99 VILLE Nicolas 1:04.128 84,20 Km/h

Météo : Pluie Air : 18°C Piste : Séchage

Record de l'épreuve : N°19 JENOUVRIER Alexandre 1:03.257 85,36 Km/h



Nationale

Finale (F)
Résultats

Document 38.1 OFFICIEL

Sous réserve du contrôle technique ou d'incidents d'ordre sportif

Clt	N°	Pilote	Concurrent	Equipement	Tours	Ecart	Interv.	Meilleur tour
-----	----	--------	------------	------------	-------	-------	---------	---------------

N°22 CAUHAUPE Edouard : Pilote coupant la piste en course (Art 19 RSN 2016). Suivant la décision sportive N°150.

N°14 MATERA Maxime : Pilote coupant la piste en course (Art 19 RSN 2016). Suivant la décision sportive N°149.

Tête de course : N°55 VALENTE Enzo (1-15)

Départ : 12/06 - 15:51:31

Meilleur tour : N°99 VILLE Nicolas 1:04.128 84,20 Km/h


Météo : Pluie Air : 18°C Piste : Séchage

Record de l'épreuve : N°19 JENOUVRIER Alexandre 1:03.257 85,36 Km/h


NSK2 Salbris 2016 (FRA) 10-12/06/2016

Page 2 / 2

3MK Events

Apex Timing 





Nationale

Finale (F)

Tableau des tours

Pour information, sans valeur officielle


	1	2	3	4	5	6	7	8	9	10	11	12	13	14	15	16	17	18	19	20	21	22	23	24	25	26	27	28	29	30	31	32	33	34	35	36
Grille	9	55	35	4	87	31	97	66	99	25	19	41	1	12	59	5	7	52	44	33	2	28	54	22	21	30	20	46	27	14	50	47	49	24	77	17
Départ	9	55	35	4	87	31	97	99	66	25	19	41	12	5	59	7	52	44	33	28	2	54	21	22	20	27	30	46	14	50	47	24	49	17	77	1
Tour 1	55	9	87	31	19	35	66	1	97	5	4	59	99	41	7	44	47	22	27	28	24	50	20	77	17	54	21	46	25	49	14	52	33	30	2	
Intervalle	0.5	0.1	0.2	0.1	0.0	0.4	0.3	0.2	0.1	0.1	0.1	0.4	0.0	0.0	0.4	0.1	0.4	0.1	0.0	0.1	0.1	0.5	0.6	0.2	0.3	0.3	0.1	0.1	1.4	0.7	1.8	6.0	0.9	14.2	19.9	
Tour 2	55	9	87	31	19	35	97	66	4	59	5	41	7	44	47	27	99	20	17	50	77	46	21	54	24	25	14	49	52	33	28	22	30	2	1	
Intervalle	0.3	0.1	0.1	0.2	0.4	0.4	0.8	0.0	0.8	0.4	0.2	0.1	0.4	0.0	0.0	0.2	0.5	0.5	0.2	0.2	0.1	0.4	0.0	0.3	1.0	1.8	0.7	5.5	0.6	8.5	3.0	3.3	20.0	9.1		
Tour 3	55	19	35	1	31	97	4	66	9	87	7	41	44	59	5	99	20	50	17	77	24	47	54	25	14	27	46	49	52	33	21	28	22	30	2	
Intervalle	1.3	0.4	0.7	0.3	0.2	0.1	1.1	0.3	0.0	0.8	0.1	0.2	0.5	0.1	0.1	0.1	0.9	0.8	0.1	0.4	0.2	0.2	0.2	1.0	1.2	0.4	1.1	3.3	0.9	2.7	6.0	3.6	2.5	20.9		
Tour 4	55	19	35	1	31	97	4	9	87	66	7	41	44	5	99	59	20	50	17	24	77	25	46	49	14	52	33	21	28	54	22	30	2			
Intervalle	1.3	0.3	1.4	0.0	0.5	0.2	0.7	0.4	0.5	0.0	0.2	0.9	0.2	0.1	0.2	0.3	0.9	0.1	0.6	0.1	3.6	0.2	2.7	0.0	1.6	0.6	2.8	6.1	1.7	2.3	1.7	22.3				
Tour 5	55	35	19	31	1	97	4	9	87	7	66	41	5	59	99	44	17	20	24	50	77	46	25	14	52	33	21	28	54	22	30					
Intervalle	1.4	0.2	1.7	0.2	0.2	0.2	0.1	0.3	0.8	0.6	0.4	1.8	0.3	0.1	0.5	0.1	0.1	0.3	0.2	0.1	3.5	1.4	2.1	1.0	1.1	2.7	6.8	1.1	2.8	1.2						
Tour 6	55	35	19	31	1	9	97	87	4	7	66	41	59	99	5	17	20	24	50	44	77	46	25	14	52	33	21	28	54	22	30					
Intervalle	0.5	0.3	1.9	0.2	0.4	0.5	0.2	0.0	0.2	0.2	1.3	1.3	0.2	0.1	1.2	0.1	0.1	0.3	0.1	0.1	2.6	2.7	2.0	0.1	1.7	2.4	7.2	1.5	2.9	1.5						
Tour 7	55	35	19	31	9	97	1	87	4	7	66	41	5	99	59	17	24	20	77	44	50	46	25	52	14	33	21	28	54	22	30					
Intervalle	0.1	0.2	0.8	1.1	0.5	0.0	0.2	0.3	0.1	0.1	1.5	0.1	0.2	0.3	0.7	0.1	0.4	0.3	0.4	0.3	1.8	4.1	1.0	0.1	1.4	2.3	7.2	1.3	3.5	1.1						
Tour 8	55	35	19	9	31	97	87	4	7	66	1	5	99	59	41	17	24	20	77	44	50	46	52	14	33	21	28	54	22	30						
Intervalle	0.3	0.1	0.2	0.1	0.0	0.2	0.7	0.0	0.2	0.5	1.1	0.1	0.2	0.5	0.5	0.2	0.3	0.4	0.7	0.3	1.3	5.5	0.3	1.1	2.2	7.3	1.1	4.4	0.2							
Tour 9	55	35	31	87	97	7	9	4	66	19	1	59	5	99	41	17	24	20	77	50	44	46	52	14	33	21	28	54	30	22						
Intervalle	0.2	0.3	0.7	0.1	0.1	0.6	0.1	0.1	0.1	0.1	0.3	0.7	0.3	0.4	0.2	0.1	0.4	0.2	0.1	1.3	0.1	0.6	6.0	0.4	1.1	2.1	7.4	0.6	5.3	0.5						
Tour 10	55	35	31	87	97	7	9	66	1	19	4	59	5	99	17	24	41	20	77	50	44	46	52	14	33	21	54	28	30	22						
Intervalle	0.1	0.2	0.0	0.2	0.1	0.1	0.6	0.2	0.0	0.5	0.1	0.1	0.1	0.1	0.7	0.3	0.1	0.6	0.2	1.1	0.3	0.0	6.4	0.2	1.2	1.8	8.1	0.1	5.0	1.2						
Tour 11	55	35	87	9	66	97	19	7	1	99	4	31	17	41	24	20	46	50	44	52	14	5	33	21	59	28	54	30	22	77						
Intervalle	0.1	1.0	0.3	0.0	0.1	0.1	0.1	0.1	0.2	0.6	0.6	0.1	0.2	0.1	0.1	0.6	0.6	0.2	0.1	6.4	0.1	1.0	0.2	1.9	8.1	0.6	0.1	4.4	1.6	17.8						
Tour 12	55	87	35	9	97	66	1	99	7	19	4	17	31	24	41	20	46	50	44	52	14	5	33	21	54	28	30	22	77							
Intervalle	0.2	0.0	0.9	0.2	0.5	0.0	0.6	0.1	0.1	0.1	0.1	0.2	0.1	0.2	0.2	0.1	0.2	0.5	0.4	5.9	0.1	0.9	0.6	1.5	9.9	0.2	3.5	2.1	18.5							
Tour 13	55	35	87	9	97	66	1	7	99	19	31	4	44	24	50	20	52	14	5	33	21	46	54	28	17	30	22	77								
Intervalle	0.6	0.2	0.2	0.2	0.7	0.6	1.1	0.2	0.1	0.3	0.9	1.2	0.9	1.3	1.8	1.1	0.1	0.3	1.0	1.4	8.4	1.6	0.2	1.9	1.6	2.7	18.7									
Tour 14	55	35	9	87	97	66	7	99	19	1	31	4	44	24	50	20	52	14	5	33	21	46	54	28	17	30	22	77								
Intervalle	0.4	0.4	0.4	0.1	0.4	2.3	0.3	0.1	0.0	0.6	0.2	2.2	0.1	2.1	1.1	1.1	0.2	0.1	1.3	1.2	8.7	1.5	0.1	2.2	1.3	3.8	18.6									

NSK2 Salbris 2016 (FRA) 10-12/06/2016

3MK Events

Apex Timing





Nationale

Finale (F)

Analyse des tours

Pour information, sans valeur officielle


Tours	Secteur 1	Secteur 2	Secteur 3	mps au tour	Tours	Secteur 1	Secteur 2	Secteur 3	mps au tour	Tours	Secteur 1	Secteur 2	Secteur 3	mps au tour
N°1 GUERARD Martin					12	22.356	19.412	23.352	1:05.120	13	23.189	19.268	23.252	1:05.709
1				1:07.212	13	23.445	20.218	23.336	1:06.999	14	22.257	19.248	23.264	1:04.769
2				2:06.361	14	22.010	19.190	23.297	1:04.497	15	22.348	19.208	23.177	1:04.733
3				5.487	15	22.492	19.520	23.939	1:05.951	N°9 BOUVIER Yann				
4				1:05.146	N°5 PROUTEAU Camille					1	25.090	20.207	23.793	1:09.090
5				1:05.531	1	26.055	20.239	23.811	1:10.105	2	22.598	20.087	23.685	1:06.370
6				1:05.967	2	23.714	20.822	23.684	1:08.220	3	26.074	19.722	23.391	1:09.187
7				1:07.294	3	22.656	21.252	23.562	1:07.470	4	22.085	19.197	23.251	1:04.533
8				1:06.098	4	22.154	19.284	23.562	1:05.000	5	21.888	19.325	23.436	1:04.649
9				1:05.497	5	22.714	19.990	23.587	1:06.291	6	22.000	19.774	23.950	1:05.724
10				1:04.625	6	22.738	19.771	23.562	1:06.071	7	23.234	19.579	23.383	1:06.196
11				1:06.146	7	22.419	19.289	23.247	1:04.955	8	22.042	19.259	23.363	1:04.664
12				1:05.469	8	22.208	19.121	23.287	1:04.616	9	22.029	21.367	23.346	1:06.742
13				1:05.231	9	22.329	19.846	23.291	1:05.466	10	21.835	19.482	23.246	1:04.563
14				1:06.444	10	21.917	19.159	23.319	1:04.395	11	22.386	19.920	23.909	1:06.215
15				1:06.154	11	23.134	21.143	32.325	1:16.602	12	22.886	19.307	23.345	1:05.538
N°2 PETELET Milane					12	22.326	19.205	23.176	1:04.707	13	21.934	19.212	23.181	1:04.327
1	1:14.719	20.504	24.575	1:59.798	13	21.998	19.382	23.156	1:04.536	14	21.803	19.239	23.211	1:04.253
2	23.100	19.702	23.853	1:06.655	14	21.863	19.469	23.245	1:04.577	15	21.992	19.286	24.027	1:05.305
3	22.999	19.672	23.719	1:06.390	15	22.146	19.180	23.273	1:04.599	N°14 MATERA Maxime				
4	22.725	19.905	23.789	1:06.419	N°7 MALIZIA Arnaud					1	33.934	20.005	23.818	1:17.757
N°4 LEHMANN Enzo					1	26.464	20.964	23.705	1:11.133	2	22.511	19.473	23.909	1:05.893
1	26.813	20.282	23.863	1:10.958	2	23.116	20.410	23.752	1:07.278	3	22.474	19.410	23.469	1:05.353
2	22.982	20.037	23.667	1:06.686	3	22.627	20.015	23.419	1:06.061	4	22.119	23.707	23.998	1:09.824
3	22.340	19.426	23.533	1:05.299	4	22.030	19.294	23.395	1:04.719	5	22.622	19.789	23.706	1:06.117
4	22.395	19.584	23.325	1:05.304	5	22.035	19.308	23.373	1:04.716	6	22.730	19.452	24.426	1:06.608
5	22.148	19.501	23.524	1:05.173	6	22.083	19.737	23.783	1:05.603	7	22.865	19.417	23.383	1:05.665
6	22.834	19.925	24.031	1:06.790	7	23.329	19.634	23.482	1:06.445	8	22.172	19.277	23.672	1:05.121
7	23.466	19.571	23.480	1:06.517	8	22.009	19.298	23.282	1:04.589	9	22.197	19.272	23.340	1:04.809
8	21.991	19.339	23.291	1:04.621	9	21.991	19.703	23.146	1:04.840	10	22.114	19.293	23.355	1:04.762
9	22.254	20.121	23.396	1:05.771	10	21.982	19.843	23.183	1:05.008	11	22.003	19.391	23.506	1:04.900
10	22.351	19.977	23.546	1:05.874	11	22.696	20.478	23.832	1:07.006	12	22.066	19.370	23.385	1:04.821
11	22.891	20.544	23.453	1:06.888	12	22.763	20.259	23.399	1:06.421	13	22.245	19.406	23.483	1:05.134

NSK2 Salbris 2016 (FRA) 10-12/06/2016

3MK Events

Apex Timing





Nationale

Finale (F)

Analyse des tours

Pour information, sans valeur officielle

Tours	Secteur 1	Secteur 2	Secteur 3	mps au tour
14	22.131	19.338	23.375	1:04.844
15	22.630	19.247	23.457	1:05.334

N°17 VALICHON Lydie				
	Secteur 1	Secteur 2	Secteur 3	mps au tour
1	26.902	22.045	23.712	1:12.659
2	22.536	20.044	23.574	1:06.154
3	22.997	20.813	23.627	1:07.437
4	22.122	19.185	23.346	1:04.653
5	22.339	19.600	23.705	1:05.644
6	22.299	20.019	23.845	1:06.163
7	22.317	19.376	23.403	1:05.096
8	22.361	19.083	23.264	1:04.708
9	21.776	19.453	23.561	1:04.790
10	22.032	19.308	23.183	1:04.523
11	22.263	20.157	23.673	1:06.093
12	22.252	19.479	23.315	1:05.046
13	23.260	41.667	23.692	1:28.619
14	22.365	19.224	23.378	1:04.967
15	22.160	19.269	23.509	1:04.938

N°19 JENOUVRIER Alexandre				
	Secteur 1	Secteur 2	Secteur 3	mps au tour
1	25.057	20.304	23.759	1:09.120
2	23.332	19.550	23.443	1:06.325
3	22.492	19.293	23.408	1:05.193
4	22.034	19.269	23.299	1:04.602
5	22.125	19.676	23.462	1:05.263
6	21.954	19.897	24.001	1:05.852
7	23.030	20.202	23.581	1:06.813
8	22.833	20.129	23.451	1:06.413
9	22.210	21.770	23.501	1:07.481
10	22.150	19.627	23.192	1:04.969
11	22.078	19.879	23.792	1:05.749
12	23.534	19.713	23.451	1:06.698
13	23.324	19.322	23.264	1:05.910
14	22.565	19.122	23.233	1:04.920

Tours	Secteur 1	Secteur 2	Secteur 3	mps au tour
15	22.657	19.839	25.234	1:07.730

N°20 GAUTHEROT Maxime				
	Secteur 1	Secteur 2	Secteur 3	mps au tour
1	27.123	21.989	23.816	1:12.928
2	22.876	19.730	23.569	1:06.175
3	23.132	19.493	23.601	1:06.226
4	22.508	19.341	23.470	1:05.319
5	22.476	20.364	24.058	1:06.898
6	22.441	19.818	23.946	1:06.205
7	22.956	19.265	23.313	1:05.534
8	22.051	19.316	23.264	1:04.631
9	22.058	19.625	23.276	1:04.959
10	22.436	19.264	23.353	1:05.053
11	21.884	20.175	23.794	1:05.853
12	22.036	19.546	23.308	1:04.890
13	22.918	24.824	23.532	1:11.274
14	22.039	19.325	23.389	1:04.753
15	22.029	19.245	23.355	1:04.629

N°21 ROUCHY Thomas				
	Secteur 1	Secteur 2	Secteur 3	mps au tour
1	27.992	22.312	23.903	1:14.207
2	23.265	19.969	23.542	1:06.776
3	22.297	32.551	23.726	1:18.574
4	22.145	19.406	23.598	1:05.149
5	22.181	19.736	23.901	1:05.818
6	22.490	19.663	23.875	1:06.028
7	22.279	19.402	23.414	1:05.095
8	22.086	19.247	23.375	1:04.708
9	22.131	19.248	23.373	1:04.752
10	21.986	19.309	23.296	1:04.591
11	22.004	19.274	23.829	1:05.107
12	22.008	19.278	23.374	1:04.660
13	22.135	19.222	23.454	1:04.811
14	22.028	19.265	23.383	1:04.676
15	22.057	19.299	23.376	1:04.732

N°22 CAUHAUPE Edouard				
	Secteur 1	Secteur 2	Secteur 3	mps au tour
1	26.246	21.145	24.142	1:11.533
2	47.359	20.055	23.852	1:31.266
3	22.732	19.699	23.972	1:06.403
4	22.503	19.551	23.728	1:05.782
5	22.418	19.900	24.045	1:06.363
6	23.478	19.770	23.726	1:06.974
7	22.306	19.584	23.631	1:05.521
8	22.375	19.396	23.627	1:05.398
9	22.802	19.516	23.545	1:05.863
10	22.186	19.421	23.669	1:05.276
11	22.301	19.463	23.687	1:05.451
12	22.384	19.542	23.624	1:05.550
13	22.264	19.634	23.714	1:05.612
14	22.402	19.609	23.743	1:05.754
15	22.220	19.480	23.828	1:05.528


N°24 ARRAULT Colin				
	Secteur 1	Secteur 2	Secteur 3	mps au tour
1	26.101	21.155	23.730	1:10.986
2	25.897	20.125	23.474	1:09.496
3	22.305	20.727	23.497	1:06.529
4	22.150	19.242	23.304	1:04.696
5	22.294	19.481	23.700	1:05.475
6	22.426	19.662	23.915	1:06.003
7	22.542	19.132	23.190	1:04.864
8	22.399	19.282	23.101	1:04.782
9	22.352	19.570	23.132	1:05.054
10	21.977	19.268	23.193	1:04.438
11	22.010	20.658	23.376	1:06.044
12	22.247	19.697	23.200	1:05.144
13	23.128	21.875	23.467	1:08.470
14	22.120	19.252	23.312	1:04.684
15	22.878	19.706	23.748	1:06.332

NSK2 Salbris 2016 (FRA) 10-12/06/2016

3MK Events

Apex Timing





Nationale

Finale (F)

Analyse des tours

Pour information, sans valeur officielle

Tours Secteur 1 Secteur 2 Secteur 3 mps au tour

N°25 VENIER Jonas

1	28.385	24.025	24.354	1:16.764
2	22.808	19.949	23.874	1:06.631
3	22.398	19.971	23.807	1:06.176
4	23.093	20.727	23.982	1:07.802
5	22.898	20.024	24.104	1:07.026
6	22.785	19.866	24.049	1:06.700
7	22.945	19.663	23.914	1:06.522

N°27 DUCHAUSOY Julien

1	26.226	21.070	23.981	1:11.277
2	23.075	20.031	23.835	1:06.941
3	29.142	19.631	23.546	1:12.319

N°28 DOVILET Léo

1	27.026	21.045	23.889	1:11.960
2	43.789	20.438	23.808	1:28.035
3	22.550	19.607	23.635	1:05.792
4	22.382	19.502	23.361	1:05.245
5	22.441	20.095	24.002	1:06.538
6	23.232	19.533	23.691	1:06.456
7	22.407	19.324	23.332	1:05.063
8	22.154	19.268	23.378	1:04.800
9	22.067	19.276	23.510	1:04.853
10	22.329	19.735	23.434	1:05.498
11	22.390	19.737	23.458	1:05.585
12	22.384	20.372	23.338	1:06.094
13	22.219	19.280	23.468	1:04.967
14	22.171	19.271	23.225	1:04.667
15	22.130	20.392	23.887	1:06.409

N°30 ANTOINE Matteo

1	26.532	48.434	24.411	1:39.377
2	23.047	19.688	23.754	1:06.489
3	22.516	19.469	23.564	1:05.549
4	22.254	19.315	23.407	1:04.976

Tours Secteur 1 Secteur 2 Secteur 3 mps au tour

5	22.247	19.738	23.884	1:05.869
6	23.983	19.692	23.654	1:07.329
7	22.457	19.315	23.311	1:05.083
8	22.142	19.160	23.193	1:04.495
9	22.444	19.234	23.366	1:05.044
10	22.071	19.264	23.271	1:04.606
11	22.368	19.295	23.416	1:05.079
12	22.301	19.321	23.425	1:05.047
13	22.234	19.356	23.407	1:04.997
14	22.143	19.204	23.277	1:04.624
15	22.213	19.301	23.450	1:04.964

N°31 CARBONNEL Arthur

1	25.159	20.380	23.704	1:09.243
2	22.690	19.973	23.564	1:06.227
3	23.679	19.828	23.561	1:07.068
4	22.149	19.312	23.317	1:04.778
5	22.199	19.503	23.535	1:05.237
6	22.223	19.854	23.937	1:06.014
7	23.098	19.382	23.234	1:05.714
8	22.072	20.128	23.773	1:05.973
9	21.998	19.559	23.289	1:04.846
10	22.326	19.959	23.330	1:05.615
11	22.441	20.463	26.330	1:09.234
12	22.255	19.911	23.261	1:05.427
13	22.880	19.471	23.249	1:05.600
14	22.665	19.298	23.260	1:05.223
15	22.592	19.892	23.529	1:06.013

N°33 DABERT Pauline

1	41.174	20.539	24.017	1:25.730
2	22.646	19.596	23.591	1:05.833
3	22.385	19.503	23.630	1:05.518
4	22.188	19.354	23.498	1:05.040
5	22.165	19.551	24.206	1:05.922

Tours Secteur 1 Secteur 2 Secteur 3 mps au tour

6	22.546	19.515	24.313	1:06.374
7	22.332	19.338	23.508	1:05.178
8	22.096	19.254	23.497	1:04.847
9	22.009	19.295	23.512	1:04.816
10	22.061	19.376	23.421	1:04.858
11	22.096	19.275	23.637	1:05.008
12	22.194	19.376	23.524	1:05.094
13	22.042	19.384	23.506	1:04.932
14	21.996	19.319	23.523	1:04.838
15	22.141	19.351	23.498	1:04.990

N°35 PERCEVAL Antoine

1	25.190	20.786	23.708	1:09.684
2	23.541	19.680	23.515	1:06.736
3	22.604	19.247	23.341	1:05.192
4	21.923	19.193	23.308	1:04.424
5	21.874	19.362	23.441	1:04.677
6	22.027	19.858	23.921	1:05.806
7	23.171	20.269	23.468	1:06.908
8	22.974	20.061	23.479	1:06.514
9	21.893	19.736	23.376	1:05.005
10	22.583	19.883	23.265	1:05.731
11	22.536	19.938	23.331	1:05.805
12	22.579	19.858	23.489	1:05.926
13	22.228	19.404	23.164	1:04.796
14	21.915	19.100	23.232	1:04.247
15	21.903	19.363	23.323	1:04.589


N°41 GIL Valentin

1	26.511	20.301	24.289	1:11.101
2	22.915	20.913	23.795	1:07.623
3	23.069	19.844	23.435	1:06.348
4	22.078	19.272	23.392	1:04.742
5	22.138	19.920	23.540	1:05.598
6	22.234	19.655	24.251	1:06.140

NSK2 Salbris 2016 (FRA) 10-12/06/2016

3MK Events

Apex Timing



Nationale

Finale (F)

Analyse des tours

Pour information, sans valeur officielle

Tours	Secteur 1	Secteur 2	Secteur 3	mps au tour
7	23.246	19.564	23.736	1:06.546
8	23.036	19.291	23.410	1:05.737
9	21.914	19.799	23.499	1:05.212
10	22.385	19.324	23.499	1:05.208
11	22.150	19.965	23.550	1:05.665
12	22.377	19.597	23.581	1:05.555

N°44 FOURMY Nathan

1	26.444	20.963	23.827	1:11.234
2	23.407	20.026	24.112	1:07.545
3	22.797	19.751	23.468	1:06.016
4	22.324	19.480	23.606	1:05.410
5	22.860	20.754	23.913	1:07.527
6	22.610	20.340	24.197	1:07.147
7	22.909	19.480	23.329	1:05.718
8	22.141	19.500	23.362	1:05.003
9	22.098	19.780	23.488	1:05.366
10	22.222	19.507	23.413	1:05.142
11	22.317	19.464	23.341	1:05.122
12	22.222	19.481	23.503	1:05.206
13	22.139	20.032	23.614	1:05.785
14	22.513	19.461	23.524	1:05.498
15	22.881	19.751	23.773	1:06.405

N°46 GILLOZ Valentin

1	27.435	22.546	23.976	1:13.957
2	23.032	19.712	23.392	1:06.136
3	22.465	24.738	23.566	1:10.769
4	22.079	19.931	23.373	1:05.383
5	22.281	19.453	23.626	1:05.360
6	22.406	19.332	23.622	1:05.360
7	22.490	19.228	23.419	1:05.137
8	22.030	19.141	23.315	1:04.486
9	21.956	19.086	23.240	1:04.282
10	22.064	19.157	23.368	1:04.589

Tours	Secteur 1	Secteur 2	Secteur 3	mps au tour
11	22.021	19.332	23.334	1:04.687
12	21.995	19.255	23.281	1:04.531
13	22.521	35.957	25.194	1:23.672
14	22.251	19.203	23.497	1:04.951
15	22.279	19.226	23.535	1:05.040

N°47 LOUTTON Matthieu

1	25.642	20.913	24.051	1:10.606
2	23.095	19.892	24.127	1:07.114
3	24.364	21.496	23.814	1:09.674

N°49 JOUSSET Léo

1	29.587	21.115	24.925	1:15.627
2	23.471	20.213	24.792	1:08.476
3	22.998	20.183	24.229	1:07.410
4	22.610	20.247	24.102	1:06.959

N°50 COUBES Louis

1	27.188	20.837	23.753	1:11.778
2	23.677	20.358	23.582	1:07.617
3	22.841	19.961	23.607	1:06.409
4	22.279	19.525	23.520	1:05.324
5	22.631	19.831	24.038	1:06.500
6	22.675	19.664	23.826	1:06.165
7	23.497	19.344	23.344	1:06.185
8	22.273	19.371	23.352	1:04.996
9	21.994	19.429	23.474	1:04.897
10	22.211	19.229	23.498	1:04.938
11	22.263	19.296	23.759	1:05.318
12	22.110	19.361	23.422	1:04.893
13	22.343	21.088	25.148	1:08.579
14	22.499	19.380	23.615	1:05.494
15	22.293	19.482	23.689	1:05.464

N°52 COLOMES Alexandre

1	40.145	20.631	24.136	1:24.912
2	22.491	19.773	23.811	1:06.075

Tours	Secteur 1	Secteur 2	Secteur 3	mps au tour
3	22.254	19.538	23.455	1:05.247
4	22.172	19.567	23.593	1:05.332
5	22.102	19.642	23.744	1:05.488
6	22.455	19.481	23.756	1:05.692
7	22.549	19.411	23.414	1:05.374
8	21.854	19.652	23.384	1:04.890


9	22.020	19.283	23.411	1:04.714
10	22.044	19.445	23.536	1:05.025
11	22.014	19.416	23.565	1:04.995
12	22.030	19.298	23.439	1:04.767
13	22.079	19.636	23.425	1:05.140
14	22.149	19.293	23.363	1:04.805
15	22.077	19.260	23.420	1:04.757

N°54 ENGUIX Thomas

1	27.131	23.166	23.819	1:14.116
2	23.825	19.766	23.437	1:07.028
3	22.524	21.026	23.738	1:07.288
4	23.140	37.765	23.374	1:24.279
5	22.159	19.546	24.155	1:05.860
6	23.586	19.625	23.677	1:06.888
7	22.345	19.305	23.270	1:04.920
8	22.103	19.216	23.213	1:04.532
9	21.938	19.151	23.312	1:04.401
10	21.892	19.310	23.444	1:04.646
11	22.601	19.428	23.885	1:05.914
12	22.281	19.953	23.430	1:05.664
13	22.207	19.344	23.461	1:05.012
14	22.157	19.301	23.308	1:04.766

N°55 VALENTE Enzo

1	24.431	20.361	23.718	1:08.510
2	23.110	19.997	23.503	1:06.610
3	22.238	19.249	23.293	1:04.780
4	22.110	19.176	23.261	1:04.547



Nationale

Finale (F)

Analyse des tours

Pour information, sans valeur officielle


Tours	Secteur 1	Secteur 2	Secteur 3	mps au tour	Tours	Secteur 1	Secteur 2	Secteur 3	mps au tour	Tours	Secteur 1	Secteur 2	Secteur 3	mps au tour
5	22.156	19.404	23.376	1:04.936	10	22.185	19.491	23.270	1:04.946	11	22.807	20.142	23.556	1:06.505
6	22.153	20.330	24.196	1:06.679	11	22.239	19.843	23.531	1:05.613	12	21.975	19.566	23.298	1:04.839
7	23.673	20.224	23.411	1:07.308	12	23.081	19.862	23.270	1:06.213	13	22.404	19.496	23.223	1:05.123
8	23.073	19.946	23.327	1:06.346	13	22.060	19.283	23.235	1:04.578	14	21.819	19.846	23.206	1:04.871
9	22.165	19.641	23.320	1:05.126	14	21.949	19.219	23.139	1:04.307	15	21.767	19.322	23.959	1:05.048
10	22.734	19.819	23.231	1:05.784	15	21.988	19.163	23.490	1:04.641	N°97 MAUVE Yann				
11	22.632	19.861	23.361	1:05.854	N°77 GILLOUX Clément				1	26.390	20.136	23.908	1:10.434	
12	22.628	19.761	23.292	1:05.681	1	26.944	21.494	23.816	1:12.254	2	23.065	19.720	23.347	1:06.132
13	22.141	19.227	23.183	1:04.551	2	22.919	20.488	23.553	1:06.960	3	23.024	19.556	23.511	1:06.091
14	21.968	19.169	23.307	1:04.444	3	22.717	20.792	23.591	1:07.100	4	22.603	19.252	23.298	1:05.153
15	22.046	19.422	23.236	1:04.704	4	22.342	19.363	23.662	1:05.367	5	22.144	19.543	23.475	1:05.162
N°59 COCHET Bastien					5	22.274	19.539	23.827	1:05.640	6	22.228	20.129	24.325	1:06.682
1	26.448	20.306	23.975	1:10.729	6	22.586	19.833	23.849	1:06.268	7	23.223	19.567	23.455	1:06.245
2	23.478	20.013	23.631	1:07.122	7	22.553	19.322	23.236	1:05.111	8	21.942	19.197	23.203	1:04.342
3	22.667	21.602	23.554	1:07.823	8	22.131	19.347	23.283	1:04.761	9	22.363	20.163	23.157	1:05.683
4	22.781	19.247	23.432	1:05.460	9	22.032	19.383	23.203	1:04.618	10	21.911	19.956	23.184	1:05.051
5	22.690	19.960	23.582	1:06.232	10	22.218	19.585	23.293	1:05.096	11	22.609	20.435	23.787	1:06.831
6	22.246	19.435	23.675	1:05.356	11	22.120	19.699	1:07.562	1:49.381	12	22.918	19.424	23.162	1:05.504
7	22.436	19.958	23.581	1:05.975	12	22.707	19.889	23.673	1:06.269	13	22.092	19.156	23.062	1:04.310
8	21.926	19.174	23.312	1:04.412	13	22.575	19.614	23.635	1:05.824	14	21.862	19.541	23.203	1:04.606
9	21.987	19.468	23.259	1:04.714	14	22.397	19.677	23.537	1:05.611	15	21.942	19.153	23.851	1:04.946
10	21.781	19.273	23.563	1:04.617	15	22.309	19.417	23.576	1:05.302	N°99 VILLE Nicolas				
11	22.929	19.956	44.271	1:27.156	N°87 RASMUSSEN Oliver				1	26.933	20.483	23.827	1:11.243	
N°66 CAOUCETTE Jakeson					1	24.771	20.480	23.778	1:09.029	2	24.064	20.760	23.717	1:08.541
1	25.859	20.060	23.810	1:09.729	2	22.775	19.871	23.683	1:06.329	3	22.832	20.186	23.548	1:06.566
2	23.588	20.258	23.700	1:07.546	3	25.765	19.972	23.394	1:09.131	4	22.261	19.182	23.544	1:04.987
3	23.443	19.604	23.484	1:06.531	4	22.371	19.347	23.207	1:04.925	5	22.835	19.902	23.859	1:06.596
4	22.802	19.629	23.502	1:05.933	5	22.043	19.252	23.252	1:04.547	6	22.248	19.543	23.685	1:05.476
5	22.067	19.955	23.398	1:05.420	6	22.372	19.488	24.280	1:06.140	7	22.298	19.733	23.322	1:05.353
6	22.088	19.438	23.745	1:05.271	7	23.389	19.436	23.423	1:06.248	8	22.178	19.103	23.207	1:04.488
7	23.341	19.470	23.516	1:06.327	8	21.891	19.164	23.210	1:04.265	9	22.502	19.835	23.408	1:05.745
8	22.252	19.212	23.207	1:04.671	9	22.200	19.873	23.200	1:05.273	10	21.881	19.093	23.154	1:04.128
9	22.080	20.027	23.420	1:05.527	10	21.842	19.965	23.167	1:04.974	11	22.952	19.578	23.290	1:05.820

NSK2 Salbris 2016 (FRA) 10-12/06/2016

3MK Events

Apex Timing





Nationale

Finale (F)

Analyse des tours

Pour information, sans valeur officielle


Tours	Secteur 1	Secteur 2	Secteur 3	mps au tour
12	22.112	19.909	23.384	1:05.405
13	23.252	19.524	23.241	1:06.017
14	22.460	19.199	23.232	1:04.891
15	22.714	19.775	23.479	1:05.968

NSK2 Salbris 2016 (FRA) 10-12/06/2016

3MK Events

Apex Timing 





Nationale

Finale (F)

Document 36

Grille de départ

Sous réserve du contrôle technique ou d'incidents d'ordre sportif

77	GILLOUX Clément SODI / / MOJO	18	17	VALICHON Lydie FA KART / / MOJO
49	JOUSSET Léo TONY KART / / MOJO	17	24	ARRAULT Colin KOSMIC / / MOJO
50	COUBES Louis SODI / / MOJO	16	47	LOUTON Matthieu TONY KART / / MOJO
27	DUCHAUSOY Julien BIREL / / MOJO	15	14	MATERA Maxime BIREL / / MOJO
20	GAUTHEROT Maxime TONY KART / / MOJO	14	46	GILLOZ Valentin TONY KART / / MOJO
21	ROUCHY Thomas SODI / / MOJO	13	30	ANTOINE Matteo CRG BY KCM / / MOJO
54	ENGUUX Thomas EXPRIT / / MOJO	12	22	CAUHAUPE Edouard FA KART / / MOJO
2	PETELET Milane PRAGA / / MOJO	11	28	DOVILET Léo FA KART / / MOJO
44	FOURMY Nathan EXPRIT / / MOJO	10	33	DABERT Pauline BIREL / / MOJO
7	MALIZIA Arnaud SODI / / MOJO	9	52	COLOMES Alexandre SODI / / MOJO
59	COCHET Bastien KOSMIC / / MOJO	8	5	PROUTEAU Camille SODI / / MOJO
1	GUERARD Martin TONY KART / / MOJO	7	12	DUGUE Antony KOSMIC / / MOJO
19	JENOUVRIER Alexandre SODI / / MOJO	6	41	GIL Valentin BIREL / / MOJO
99	VILLE Nicolas TONY KART / / MOJO	5	25	VENIER Jonas TONY KART / / MOJO
97	MAUVE Yann SODI / / MOJO	4	66	CAOQUETTE Jakeson KOSMIC / / MOJO
87	RASMUSSEN Oliver EXPRIT / / MOJO	3	31	CARBONNEL Arthur BIREL-ART / / MOJO
35	PERCEVAL Antoine TONY KART / / MOJO	2	4	LEHMANN Enzo PRAGA / / MOJO
9	BOUVIER Yann FA KART / / MOJO	1	55	VALENTE Enzo SODI / / MOJO

POLE POSITION



Départ : 12/06 - 15:50 15 Tours = 22,500 Km

NSK2 Salbris 2016 (FRA) 10-12/06/2016

3MK Events

Apex Timing

