

X30 Senior

Finale (F)
Résultats

Document 17.1 OFFICIEL

Sous réserve du contrôle technique ou d'incidents d'ordre sportif

Clt	N°	Pilote	Concurrent	Equipement	Tours	Ecart	Interv.	Meilleur tour
1	▲2	23	RICCI Thomas	LM KARTING	TECHNO / / KOMET	17		1:08.557
2	=	16	SALVATORE Benjamin	GTS KARTING	TONY KART / / KOMET	17	8.688	8.688 1:08.857
3	▲1	57	COUT Anthony	BRAUN RACING	TONY KART / / KOMET	17	11.451	2.763 1:09.100
4	▼3	31	COMPERE Victor	RSD	KOSMIC / / KOMET	17	12.665	1.214 1:09.334
5	▲2	69	CAILLAULT Joan	TEAM SMS / WOK 18	TONY KART / / KOMET	17	13.379	0.714 1:09.250
6	▲12	67	DEBERNE Andrew	KART PRO RACING	SODI / / KOMET	17	14.916	1.537 1:08.705
7	▲10	94	VIAN Jason	LM KARTING	KOSMIC / / KOMET	17	19.227	4.311 1:08.994
8	▲1	11	NAPOLITANO Giacomo	BRAUN RACING	TONY KART / / KOMET	17	20.001	0.774 1:09.516
9	▼1	2	LLEDO Tom	SUAU	TONY KART / / KOMET	17	25.305	5.304 1:09.659
10	▼4	6	HODIER Thomas	HRS	TONY KART / / KOMET	17	32.401	7.096 1:09.231
11	▲10	45	ROUXEL Franck	LUDO RACING	SODI / / KOMET	17	35.275	2.874 1:10.028
12	▲13	30	REVIRIAULT Emmanuel	ICL KARTING	CRG BY KCM / / KOMET	17	36.120	0.845 1:09.016
13	=	44	LAY Gillian	RREPRODUCTION	KOSMIC / / KOMET	17	37.139	1.019 1:10.277
14	▲5	93	JOLINET Gregory	MOTOR'S	EXPRIT / / KOMET	17	42.300	5.161 1:10.410
15	▲7	9	HENIQUE Jeremy	DSS KART	FA KART / / KOMET	17	43.282	0.982 1:10.385
16	▼5	26	CAPPELLO Christopher	CAPPELLO MOTORSPORT	TONY KART / / KOMET	17	45.264	1.982 1:10.612
17	▼5	75	GODEFROID William	CG RACING	KOSMIC / / KOMET	17	48.688	3.424 1:09.958
18	▼13	24	ARNAUD Hugo	LUDO RACING	SODI / / KOMET	17	53.641	4.953 1:10.924
19	▼5	10	POTAIN Jeremy	LUDO RACING	SODI / / KOMET	17	53.939	0.298 1:11.315
20	▲4	98	MAURY Adrien	LUDO RACING	SODI / / KOMET	16	1 Tour	1 Tour 1:12.026
21	▼6	12	RETOU Alexandre	SG DRIVER'S	TONY KART / / KOMET	14	3 Tours	2 Tours 1:12.024
22	▼6	27	DESPLAT Nelson	RSD	KOSMIC / / KOMET	14	3 Tours	0.551 1:12.260
23	=	33	BAÉ David		TONY KART / / KOMET	7	10 Tours	7 Tours 1:14.204
24	▼4	15	CHELI Etienne	RK COMPETITION	TONY KART / / KOMET	6	11 Tours	1 Tour 1:12.549
25	▼15	7	GIRARD Ingrid	GIRARD	CRG BY KCM / / KOMET	3	14 Tours	3 Tours 1:14.408

Non classés

73	MARKIEWICZ Nicolas	240 RACING	KOSMIC / / KOMET		Non partant		
----	--------------------	------------	------------------	--	--------------------	--	--


Tête de course : N°31 COMPERE Victor (1-3) / N°23 RICCI Thomas (4-17)

Départ : 24/04 - 16:15:14

Meilleur tour : N°23 RICCI Thomas 1:08.557 63,01 Km/h

Météo : Nuageux Air : 8°C Piste : Mouillée

Record de l'épreuve : N°69 CAILLAULT Joan 52.076 82,95 Km/h



X30 Senior

Finale (F)

Tableau des tours

Pour information, sans valeur officielle


	1	2	3	4	5	6	7	8	9	10	11	12	13	14	15	16	17	18	19	20	21	22	23	24	25	26
Grille	31	16	23	57	24	6	69	2	11	7	26	75	44	10	12	27	94	67	93	15	45	9	33	98	30	33
Départ	31	23	24	16	57	69	11	6	2	26	44	7	12	75	94	93	45	10	27	33	67	15	9	98	30	
Tour 1 Intervalle	31	23	57	16	69	24	44	11	2	26	7	94	75	93	9	10	27	67	45	98	15	12	33	6	30	7.2
Tour 2	31	23	57	16	69	11	24	2	44	94	9	67	26	93	7	45	75	10	27	98	15	12	6	33	30	2.7
Tour 3	31	23	57	16	69	11	2	24	44	94	67	9	26	93	45	75	10	33	27	98	6	15	12	30	33	2.3
Tour 4	23	31	16	57	69	11	2	94	44	67	26	93	45	24	75	10	6	9	27	15	98	12	30	33	6.9	
Tour 5	23	31	16	57	69	11	2	94	67	44	26	93	45	24	6	75	10	9	98	30	27	15	12	33	8.6	
Tour 6	23	31	16	57	69	11	2	94	67	44	45	26	93	6	24	75	10	9	30	98	15	27	12	33	8.7	
Tour 7	23	31	16	57	69	11	94	2	67	44	45	26	6	93	24	10	9	75	30	98	27	12	33			
Tour 8	23	31	16	57	69	11	94	67	2	44	45	6	26	93	24	9	10	30	75	98	27	12				
Tour 9	23	31	16	57	69	11	94	67	2	44	45	6	93	26	9	30	24	10	75	98	12	27				
Tour 10	23	16	31	57	69	11	67	94	2	44	45	6	26	93	9	30	24	75	10	98	12	27				
Tour 11	23	16	31	57	69	11	67	94	2	44	45	6	93	26	30	9	24	75	10	98	12	27				
Tour 12	23	16	31	57	69	11	67	94	2	44	45	6	93	30	26	9	24	75	10	98	12	27				
Tour 13	23	16	31	57	69	67	11	94	2	44	45	6	93	30	9	26	24	75	10	98	12	27				
Tour 14	23	16	31	57	69	67	11	94	2	44	6	45	30	93	9	26	75	24	10	98	12	27				

NSK1 Angerville 2016 (FRA) 22-24/04/2016

3MK Events

Apex Timing






X30 Senior

Finale (F)

Pour information, sans valeur officielle

Tableau des tours

Tour	23	16	57	31	69	67	11	94	2	6	44	45	30	93	9	26	75	24	10	98
Tour 15		8.7	1.9	0.7	1.1	2.9	1.9	0.5	5.1	8.2	0.8	0.8	3.0	2.2	2.1	1.4	4.4	1.7	0.9	15.7
Tour 16		9.0	2.3	0.8	1.2	2.1	3.2	0.5	5.5	7.2	2.5	0.1	1.5	3.6	2.1	1.8	3.8	2.5	1.5	98 17.3
Tour 17		8.6	2.7	1.2	0.7	1.5	4.3	0.7	5.3	7.0	2.8	0.8	1.0	5.1	0.9	1.9	3.4	4.9	0.2	



X30 Senior

Finale (F) Analyse

Pour information, sans valeur officielle


Tours	Secteur 1	Secteur 2	Secteur 3	mps au tour	Tours	Secteur 1	Secteur 2	Secteur 3	mps au tour	Tours	Secteur 1	Secteur 2	Secteur 3	mps au tour
N°2 LLEDO Tom					15	22.267	22.898	24.687	1:09.852	8	22.869	23.569	25.373	1:11.811
1	54.353	24.919		1:15.346	16	22.176	22.538	24.729	1:09.443	9	23.658	23.615	25.517	1:12.790
2	52.062	23.179		1:11.077	17	22.085	22.695	24.956	1:09.736	10	23.950	23.717	25.307	1:12.974
3	51.773	23.436		1:10.775	N°7 GIRARD Ingrid					11	23.172	23.712	25.106	1:11.990
4	51.693	23.119	24.796	1:39.608	1	54.260	25.234		1:16.232	12	23.291	23.390	25.085	1:11.766
5	22.737	23.167	24.613	1:10.517	2	52.800	24.620		1:14.408	13	23.414	23.851	24.950	1:12.215
6	22.836	23.231	25.215	1:11.282	3	53.260	23.803		1:14.660	14	22.646	23.955	24.769	1:11.370
7	23.218	23.039	24.422	1:10.679	N°9 HENIQUE Jeremy					15	22.765	23.275	25.470	1:11.510
8	22.353	23.672	25.008	1:11.033	1	54.818	24.969		1:16.192	16	23.029	23.437	25.091	1:11.557
9	22.560	23.017	24.674	1:10.251	2	52.072	23.391		1:11.055	17	22.735	23.371	25.280	1:11.386
10	22.740	22.854	24.596	1:10.190	3	51.826	23.272		1:10.974	N°11 NAPOLITANO Giacomo				
11	22.567	22.885	24.574	1:10.026	4	59.539	23.632	25.342	1:48.513	1	54.295	24.805		1:15.033
12	22.549	23.282	24.571	1:10.402	5	22.889	23.163	24.733	1:10.785	2	52.122	23.049		1:10.979
13	22.543	22.828	24.716	1:10.087	6	22.780	23.066	24.682	1:10.528	3	51.463	23.150		1:10.060
14	22.661	23.122	24.338	1:10.121	7	23.064	23.788	24.610	1:11.462	4	51.644	23.268	24.460	1:39.372
15	22.375	22.681	24.603	1:09.659	8	22.727	23.585	24.727	1:11.039	5	22.591	22.967	24.566	1:10.124
16	22.680	23.115	24.616	1:10.411	9	22.993	23.384	24.986	1:11.363	6	22.363	23.166	24.362	1:09.891
17	22.549	22.877	24.446	1:09.872	10	22.861	22.877	24.711	1:10.449	7	22.622	22.962	24.803	1:10.387
N°6 HODIER Thomas					11	22.761	23.038	25.207	1:11.006	8	22.527	23.100	24.520	1:10.147
1	53.277	31.549		1:23.190	12	22.660	23.391	25.228	1:11.279	9	22.452	22.859	24.560	1:09.871
2	51.536	23.450		1:11.321	13	23.138	23.280	24.767	1:11.185	10	22.645	22.947	24.654	1:10.246
3	52.042	23.522		1:11.640	14	22.635	23.120	24.803	1:10.558	11	22.575	22.818	24.774	1:10.167
4	52.151	23.270	24.742	1:40.163	15	22.723	22.947	24.814	1:10.484	12	22.359	22.893	24.417	1:09.669
5	22.552	23.462	24.877	1:10.891	16	22.738	23.000	24.647	1:10.385	13	23.003	22.853	24.502	1:10.358
6	22.737	23.199	24.925	1:10.861	17	22.824	23.028	24.646	1:10.498	14	22.338	22.607	24.571	1:09.516
7	21.925	22.993	25.072	1:09.990	N°10 POTAIN Jeremy					15	22.318	22.801	24.598	1:09.717
8	22.060	22.815	25.060	1:09.935	1	54.301	25.581		1:17.195	16	22.605	23.495	24.478	1:10.578
9	22.380	22.978	25.180	1:10.538	2	53.531	24.237		1:13.689	17	22.498	22.866	24.764	1:10.128
10	22.259	22.542	24.656	1:09.457	3	52.738	24.247		1:13.223	N°12 RETOU Alexandre				
11	22.650	23.347	24.878	1:10.875	4	52.358	23.666	24.954	1:40.978	1	58.585	25.137		1:20.017
12	22.455	23.722	25.047	1:11.224	5	23.234	23.827	24.893	1:11.954	2	52.752	24.427		1:13.843
13	21.962	23.190	24.976	1:10.128	6	22.952	23.334	25.029	1:11.315	3	53.091	23.805		1:13.464
14	21.855	22.855	24.521	1:09.231	7	23.061	23.411	24.881	1:11.353	4	52.807	23.897	25.893	1:42.597

NSK1 Angerville 2016 (FRA) 22-24/04/2016

3MK Events

Apex Timing





X30 Senior

Finale (F) Analyse

Pour information, sans valeur officielle

Tours	Secteur 1	Secteur 2	Secteur 3	mps au tour
5	24.136	24.137	25.501	1:13.774
6	23.860	24.789	25.469	1:14.118
7	23.850	24.757	25.563	1:14.170
8	23.404	23.779	25.459	1:12.642
9	23.998	23.863	25.500	1:13.361
10	23.210	23.679	25.215	1:12.104
11	23.310	24.013	24.701	1:12.024
12	23.261	23.789	25.573	1:12.623
13	23.416	24.058	25.050	1:12.524
14	23.223	24.864	24.969	1:13.056

N°15 CHELI Etienne

1	56.292	25.208		1:18.644
2	52.553	24.274		1:13.271
3	52.970	24.389		1:13.693
4	52.842	23.777	26.006	1:42.625
5	23.816	24.815	25.722	1:14.353
6	23.134	23.983	25.432	1:12.549

N°16 SALVATORE Benjamin

1	53.300	23.076		1:11.938
2	51.675	22.925		1:10.127
3	51.485	23.035		1:09.851
4	51.136	23.180	24.315	1:38.631
5	22.817	23.907	24.400	1:11.124
6	22.892	22.948	24.483	1:10.323
7	22.372	22.584	24.344	1:09.300
8	22.333	22.870	24.180	1:09.383
9	22.567	23.055	24.390	1:10.012
10	22.754	22.816	24.466	1:10.036
11	22.127	22.626	24.529	1:09.282
12	22.473	22.693	24.440	1:09.606
13	22.094	22.720	24.271	1:09.085
14	22.161	22.852	24.327	1:09.340
15	22.123	22.921	24.078	1:09.122

Tours	Secteur 1	Secteur 2	Secteur 3	mps au tour
16	21.811	22.728	24.318	1:08.857
17	22.083	22.747	24.398	1:09.228

N°23 RICCI Thomas

1	52.074	23.079		1:10.525
2	51.727	23.261		1:10.759
3	51.546	22.793		1:10.016
4	51.306	22.976	24.553	1:38.835
5	22.180	22.620	24.410	1:09.210
6	22.246	22.594	24.109	1:08.949
7	22.178	22.725	24.340	1:09.243
8	22.185	22.626	24.345	1:09.156
9	22.311	22.470	24.182	1:08.963
10	22.077	22.536	24.212	1:08.825
11	22.003	22.418	24.206	1:08.627
12	22.024	22.489	24.372	1:08.885
13	22.150	22.623	24.289	1:09.062
14	22.196	22.506	23.991	1:08.693
15	22.050	22.506	24.236	1:08.792
16	21.970	22.392	24.195	1:08.557
17	22.235	22.584	24.787	1:09.606

N°24 ARNAUD Hugo

1	53.012	24.881		1:14.620
2	51.913	23.573		1:11.805
3	52.103	23.867		1:12.986
4	57.428	23.337	25.388	1:46.153
5	22.983	23.584	25.222	1:11.789
6	22.889	23.719	25.025	1:11.633
7	23.095	23.034	25.749	1:11.878
8	22.818	23.507	25.183	1:11.508
9	23.602	24.325	25.307	1:13.234
10	23.598	23.486	25.521	1:12.605
11	23.132	23.262	25.246	1:11.640
12	23.103	23.379	25.253	1:11.735

Tours	Secteur 1	Secteur 2	Secteur 3	mps au tour
13	23.152	23.058	25.077	1:11.287
14	23.305	23.508	25.997	1:12.810
15	22.610	23.177	25.137	1:10.924
16	22.953	23.230	24.793	1:10.976
17	22.747	23.384	26.517	1:12.648

N°26 CAPPELLO Christopher

1	53.395	25.241		1:16.050
2	52.355	23.700		1:13.180
3	52.290	23.784		1:12.345
4	51.689	23.263	25.766	1:40.718
5	23.295	23.286	24.953	1:11.534
6	22.951	23.463	25.514	1:11.928
7	23.304	23.034	25.335	1:11.673
8	23.341	23.362	24.973	1:11.676
9	22.852	23.194	25.330	1:11.376
10	22.988	23.083	25.378	1:11.449
11	22.869	23.446	25.197	1:11.512
12	23.027	23.207	25.990	1:12.224
13	23.287	23.364	25.426	1:12.077
14	22.917	23.535	24.976	1:11.428
15	22.772	22.908	24.932	1:10.612
16	22.701	23.288	24.750	1:10.739
17	22.613	23.206	24.836	1:10.655


N°27 DESPLAT Nelson

1	55.546	24.646		1:17.258
2	53.670	24.261		1:14.736
3	52.563	23.934		1:12.676
4	52.453	25.347	25.801	1:43.601
5	24.375	24.554	25.478	1:14.407
6	23.759	24.675	25.702	1:14.136
7	23.911	24.319	25.237	1:13.467
8	23.836	24.235	25.621	1:13.692
9	23.623	24.864	25.224	1:13.711

NSK1 Angerville 2016 (FRA) 22-24/04/2016

3MK Events

Apex Timing



X30 Senior

Finale (F) Analyse

Pour information, sans valeur officielle


Tours	Secteur 1	Secteur 2	Secteur 3	mps au tour	Tours	Secteur 1	Secteur 2	Secteur 3	mps au tour	Tours	Secteur 1	Secteur 2	Secteur 3	mps au tour
N°30 REVIRIAULT Emmanuel					N°33 BAÉ David					N°45 ROUXEL Franck				
10	23.764	23.802	24.899	1:12.465	10	23.208	23.028	24.456	1:10.692	17	22.597	23.614	25.485	1:11.696
11	23.475	24.067	25.374	1:12.916	11	22.238	22.982	24.660	1:09.880	1	56.178	24.494		1:17.825
12	23.613	23.856	25.174	1:12.643	12	22.619	22.766	24.066	1:09.451	2	52.530	23.809		1:12.424
13	23.508	23.710	25.093	1:12.311	13	22.255	22.650	24.540	1:09.445	3	51.964	23.409		1:11.642
14	22.966	24.190	25.104	1:12.260	14	22.331	22.840	24.475	1:09.646	4	52.241	23.411	24.846	1:40.498
1	52.901	23.459		1:12.109	15	22.997	22.813	24.354	1:10.164	5	23.026	23.350	25.404	1:11.780
2	51.823	22.836		1:10.440	16	22.405	22.639	24.290	1:09.334	6	22.397	23.816	24.434	1:10.647
3	51.730	22.945		1:10.445	17	22.230	22.938	24.834	1:10.002	7	22.235	23.472	24.652	1:10.359
4	51.704	22.979	24.704	1:39.387	1	56.393	26.660		1:20.442	8	22.413	23.405	24.387	1:10.205
5	23.319	23.525	24.442	1:11.286	2	54.867	24.592		1:16.356	9	22.422	23.045	24.910	1:10.377
6	22.896	23.026	24.977	1:10.899	3	53.207	25.125		1:15.553	10	22.394	23.376	25.038	1:10.808
7	22.460	22.723	24.513	1:09.696	4	52.969	24.354	26.743	1:44.066	11	22.593	23.652	24.701	1:10.946
8	22.580	22.860	24.675	1:10.115	5	24.118	24.588	26.370	1:15.076	12	22.728	23.082	25.040	1:10.850
9	23.034	23.719	24.955	1:11.708	6	23.535	24.532	26.137	1:14.204	13	22.317	23.010	24.738	1:10.065
10	22.770	22.516	24.496	1:09.782	7	24.230	24.909	26.037	1:15.176	14	22.159	23.864	24.844	1:10.867
11	22.862	22.797	24.732	1:10.391	1	53.576	24.405		1:14.301	15	22.773	23.294	24.732	1:10.799
12	22.547	22.695	25.100	1:10.342	2	51.770	23.425		1:12.148	16	22.523	23.032	24.786	1:10.341
13	22.252	22.646	24.430	1:09.328	3	51.852	23.668		1:12.353	17	22.244	23.209	24.575	1:10.028
14	22.695	22.699	24.605	1:09.999	4	52.233	23.339	25.052	1:40.624	1	52.254	23.052		1:11.354
15	22.517	22.669	24.544	1:09.730	5	22.514	23.417	24.852	1:10.783	2	51.654	22.764		1:10.263
16	22.175	22.396	24.445	1:09.016	6	22.819	23.430	24.576	1:10.825	3	51.554	22.715		1:09.727
17	22.105	22.559	24.495	1:09.159	7	22.520	22.723	25.034	1:10.277	4	52.141	23.167	24.543	1:39.851
1	51.968	22.854		1:10.283	8	23.037	24.059	24.760	1:11.856	5	22.391	23.748	25.030	1:11.169
2	51.855	23.215		1:10.633	9	22.892	23.426	24.858	1:11.176	6	22.350	23.002	24.607	1:09.959
3	51.570	22.940		1:10.173	10	22.957	23.180	24.745	1:10.882	7	22.678	22.486	24.352	1:09.516
4	51.494	23.447	24.652	1:39.593	11	22.127	23.535	24.717	1:10.379	8	22.477	22.695	24.414	1:09.586
5	22.784	23.677	24.499	1:10.960	12	22.337	23.508	25.361	1:11.206	9	22.158	22.977	24.631	1:09.766
6	22.776	22.819	24.421	1:10.016	13	22.636	23.300	24.558	1:10.494	10	23.079	22.899	24.704	1:10.682
7	22.287	22.889	24.262	1:09.438	14	22.405	23.745	24.461	1:10.611	11	22.622	22.383	24.489	1:09.494
8	22.297	22.804	24.247	1:09.348	15	23.052	23.981	24.889	1:11.922	12	22.570	22.820	24.484	1:09.874
9	22.890	22.973	24.595	1:10.458	16	23.032	23.801	24.551	1:11.384	13	22.412	22.512	24.413	1:09.337

NSK1 Angerville 2016 (FRA) 22-24/04/2016

3MK Events

Apex Timing





X30 Senior

Finale (F) Analyse

Pour information, sans valeur officielle


Tours	Secteur 1	Secteur 2	Secteur 3	mps au tour	Tours	Secteur 1	Secteur 2	Secteur 3	mps au tour	Tours	Secteur 1	Secteur 2	Secteur 3	mps au tour
N°67 DEBERNE Andrew														
14	22.478	22.557	24.293	1:09.328	11	22.445	22.749	24.476	1:09.670	8	22.734	23.190	24.965	1:10.889
15	22.207	22.492	24.401	1:09.100	12	22.557	22.811	24.364	1:09.732	9	23.007	23.091	24.827	1:10.925
16	22.582	22.521	24.164	1:09.267	13	22.281	23.055	24.580	1:09.916	10	23.479	23.219	25.181	1:11.879
17	22.573	22.531	24.537	1:09.641	14	22.370	22.895	24.346	1:09.611	11	23.139	23.178	24.607	1:10.924
					15	22.361	22.837	24.477	1:09.675	12	22.356	23.321	24.744	1:10.421
					16	22.344	22.764	24.376	1:09.484	13	22.440	23.268	24.934	1:10.642
					17	22.506	22.746	24.196	1:09.448	14	23.096	23.123	24.837	1:11.056
										15	22.805	23.319	24.870	1:10.994
N°75 GODEFROID William														
1	56.158	24.132		1:17.010	1	54.476	25.347		1:17.110	16	22.590	23.346	24.474	1:10.410
2	51.899	23.450		1:10.859	2	53.400	23.714		1:13.709	17	22.786	23.497	25.381	1:11.664
3	51.097	23.296		1:09.958	3	52.582	23.597		1:12.513					
4	53.101	23.037	24.870	1:41.008	4	52.770	23.571	25.030	1:41.371					
5	22.357	23.515	24.414	1:10.286	5	23.172	23.468	25.576	1:12.216					
6	22.002	22.868	24.487	1:09.357	6	22.831	23.485	25.462	1:11.778					
7	22.375	23.235	24.263	1:09.873	7	22.771	24.014	25.699	1:12.484					
8	22.261	23.124	24.492	1:09.877	8	22.671	23.356	25.161	1:11.188					
9	22.189	22.795	24.247	1:09.231	9	23.487	23.779	25.427	1:12.693					
10	22.189	22.984	24.511	1:09.684	10	23.356	23.490	25.557	1:12.403					
11	21.968	22.652	24.368	1:08.988	11	23.129	23.280	25.686	1:12.095					
12	21.970	22.518	24.280	1:08.768	12	23.097	23.086	25.387	1:11.570					
13	21.897	22.739	24.348	1:08.984	13	22.993	22.998	25.103	1:11.094					
14	22.018	22.806	24.319	1:09.143	14	22.684	24.024	24.976	1:11.684					
15	22.033	22.701	24.363	1:09.097	15	22.103	23.066	24.789	1:09.958					
16	21.946	22.283	24.476	1:08.705	16	22.403	23.082	24.648	1:10.133					
17	22.094	22.433	24.294	1:08.821	17	22.299	23.181	24.789	1:10.269					
N°94 VIAN Jason														
1	54.943	25.057		1:16.242										
2	52.480	23.455		1:11.578										
3	51.252	22.858		1:10.775										
4	52.422	23.488	24.455	1:40.365										
5	22.399	22.763	24.337	1:09.499										
6	22.567	22.769	24.482	1:09.818										
7	22.598	22.932	24.354	1:09.884										
8	22.286	23.036	24.483	1:09.805										
9	22.639	22.748	24.457	1:09.844										
10	22.956	23.221	24.364	1:10.541										
11	22.618	22.791	24.110	1:09.519										
12	22.700	22.697	24.473	1:09.870										
13	22.433	22.768	24.291	1:09.492										
14	22.134	22.798	24.239	1:09.171										
15	22.283	22.576	24.135	1:08.994										
16	22.365	22.802	24.283	1:09.450										
17	22.232	22.979	24.711	1:09.922										
N°93 JOLINET Gregory														
1	55.265	24.838		1:17.100										
2	52.975	23.475		1:12.772										
3	52.293	23.417		1:11.551										
4	52.623	23.134	25.253	1:41.010										
5	22.920	23.752	25.128	1:11.800										
6	23.226	23.530	24.888	1:11.644										
7	23.417	23.811	24.803	1:12.031										
N°98 MAURY Adrien														
1	56.211	24.632		1:17.461										
2	52.967	24.428		1:14.036										
3	52.430	23.981		1:12.675										
4	52.805	24.110	26.870	1:43.785										

NSK1 Angerville 2016 (FRA) 22-24/04/2016

3MK Events

Apex Timing






X30 Senior

Finale (F)
Analyse

Pour information, sans valeur officielle

Tours	Secteur 1	Secteur 2	Secteur 3	mps au tour
5	23.482	23.476	25.068	1:12.026
6	23.025	23.985	25.545	1:12.555
7	23.069	23.891	25.385	1:12.345
8	22.931	23.801	25.487	1:12.219
9	23.239	24.300	26.011	1:13.550
10	23.113	23.848	25.893	1:12.854
11	23.295	24.045	25.967	1:13.307
12	23.189	24.742	25.988	1:13.919
13	23.346	24.475	25.178	1:12.999
14	23.205	24.815	25.268	1:13.288
15	23.297	24.588	26.041	1:13.926
16	23.185	24.060	25.907	1:13.152



X30 Senior

Finale (F)

Document 16

Grille de départ

Sous réserve du contrôle technique ou d'incidents d'ordre sportif

30 REVIRIAULT Emmanuel CRG BY KCM / / KOMET	13	73 MARKIEWICZ Nicolas KOSMIC / / KOMET
33 BAÉ David TONY KART / / KOMET	12	98 MAURY Adrien SODI / / KOMET
45 ROUXEL Franck SODI / / KOMET	11	9 HENIQUE Jeremy FA KART / / KOMET
93 JOLINET Gregory EXPRIT / / KOMET	10	15 CHELI Etienne TONY KART / / KOMET
94 VIAN Jason KOSMIC / / KOMET	9	67 DEBERNE Andrew SODI / / KOMET
12 RETOU Alexandre TONY KART / / KOMET	8	27 DESPLAT Nelson KOSMIC / / KOMET
44 LAY Gillian KOSMIC / / KOMET	7	10 POTAIN Jeremy SODI / / KOMET
26 CAPPELLO Christopher TONY KART / / KOMET	6	75 GODEFROID William KOSMIC / / KOMET
11 NAPOLITANO Giacomo TONY KART / / KOMET	5	7 GIRARD Ingrid CRG BY KCM / / KOMET
69 CAILLAULT Joan TONY KART / / KOMET	4	2 LLEDO Tom TONY KART / / KOMET
24 ARNAUD Hugo SODI / / KOMET	3	6 HODIER Thomas TONY KART / / KOMET
23 RICCI Thomas TECHNO / / KOMET	2	57 COUT Anthony TONY KART / / KOMET
31 COMPERE Victor KOSMIC / / KOMET	1	16 SALVATORE Benjamin TONY KART / / KOMET

POLE POSITION



Départ : 24/04 - 16:05 17 Tours = 20,400 Km

NSK1 Angerville 2016 (FRA) 22-24/04/2016

3MK Events

Apex Timing 

