

Minime

Finale (F)

Document 19.1 OFFICIEL

Résultats

Sous réserve du contrôle technique ou d'incidents d'ordre sportif

Clt	N°	Pilote	Concurrent	Equipement	Tours	Ecart	Interv.	Meilleur tour	Pénalité
1	=	3 AMAND Marcus	PB KART	ZANARDI / / BRIDGESTONE	20			59.470	
2	=	1 COSTET Enzo	SG DRIVER'S	TONY KART / / BRIDGESTONE	20	13.229	13.229	59.795	
3	▲4	27 LENEUTRE Joran	CMK COMPETITION	CRG BY KCM / / BRIDGESTONE	20	15.769	2.540	1:00.121	
4	▲7	11 JOULIE Enzo	CBK	ZANARDI / / BRIDGESTONE	20	18.204	2.435	1:00.290	
5	▲3	9 MASSON Esteban	KARTAM RACING	SODI / / BRIDGESTONE	20	18.473	0.269	1:00.289	
6	▼3	15 VAYRON Elliott	CBK	ZANARDI / / BRIDGESTONE	20	13.287		59.811	+3p
7	▼1	12 CABIROU Loris	KARTING PLUS / SUAU RACING	EXPRIT / / BRIDGESTONE	20	13.805	0.518	59.725	+3p
8	▲2	20 SPIRGEL Matteo	SPIRGEL RACING	BIREL / / BRIDGESTONE	20	18.493	4.688	1:00.372	
9	▼5	17 NICOLEAU William	LMC	CRG BY KCM / / BRIDGESTONE	20	18.560	0.067	1:00.289	
10	▲13	22 BUCCIO Lucas	TK RACING	ZANARDI / / BRIDGESTONE	20	21.346	2.786	1:00.317	
11	▼2	6 SORET Rayhan	TEAM SLR	ZANARDI / / BRIDGESTONE	20	26.321	4.975	1:00.613	
12	▲1	21 MERIEUX Tim	KPR	SODI / / BRIDGESTONE	20	41.003	14.682	1:01.146	
13	▼1	29 CALDARAS Enzo	RLS COMPETITION	CRG BY KCM / / BRIDGESTONE	20	41.824	0.821	1:01.206	
14	▲1	14 DENAT Guilhem	ROSSEL COMPETITION	ZANARDI / / BRIDGESTONE	20	42.773	0.949	1:00.956	
15	▲1	24 COUTURIER Paul		TONY KART / / BRIDGESTONE	20	44.823	2.050	1:01.220	
16	▼2	5 DUPONT Ilann	IDPASSIONKARTING	CRG BY KCM / / BRIDGESTONE	20	45.156	0.333	1:01.144	
17	▲2	10 LOVINOSSE Lola	TREFLE RACING	CRG BY KCM / / BRIDGESTONE	20	46.431	1.275	1:01.323	
18	▼1	25 PELET Louis	TEAM FOTI	OK1 / / BRIDGESTONE	20	48.737	2.306	1:01.313	
19	▼1	7 MAITRE Neill		CRG BY KCM / / BRIDGESTONE	20	53.532	4.795	1:01.909	
20	▲1	33 GELEY Maxime	MXG KART RACING	KOSMIC / / BRIDGESTONE	17	3 Tours	3 Tours	1:02.146	
21	▼1	99 FAVRE Romain	ASK GTS KARTING	TONY KART / / BRIDGESTONE	17	3 Tours	1.323	1:01.404	
22	=	39 USANNA Milo	BRK	TONY KART / / BRIDGESTONE	10	10 Tours	7 Tours	1:04.312	

N°15 VAYRON Elliott : Défaut de maîtrise (Art. 19 du RSN 2016). Suivant la décision sportive N°103.

N°12 CABIROU Loris : Défaut de maîtrise (Art. 19 du RSN 2016). Suivant la décision sportive N°106.

23	▼18	44 GAZEAU Cesar	RM CONCEPT	ZANARDI / / BRIDGESTONE		Déclassement		1:00.205	
----	-----	-----------------	------------	-------------------------	--	--------------	--	----------	--

N°44 GAZEAU Cesar : Comportement dangereux (Art 19 du RSN 2016). Suivant la décision sportive N°107.

Tête de course : N°15 VAYRON Elliott (1-2) / N°3 AMAND Marcus (3-20)

Départ : 24/04 - 14:02:25

Meilleur tour : N°3 AMAND Marcus 59.470 72,64 Km/h

Météo : Nuageux Air : 8°C Piste : Séchage

Record de l'épreuve : N°3 AMAND Marcus 59.270 72,88 Km/h

NSK1 Angerville 2016 (FRA) 22-24/04/2016

Page 1 / 1

3MK Events

Apex Timing





DOCUMENT N° **106**

DÉCISION DES COMMISSAIRES SPORTIFS
STEWARDS' DECISION

PÉNALITÉ INFLIGÉE AU CONCURRENT (NOM) : **KARTING PLUS / SUAU RACING**
PENALTY INFLICTED UPON THE ENTRANT (NAME):

NUMERO DE LICENCE / *LICENSE NUMBER* : **73293 E1**

N° : **12**
No.:

PILOTE : **CABIROU Loris**
DRIVER:

Concerne la partie de l'Épreuve : **Minime - Finale**
Concerns the part of the event:

ÉNONCÉ / STATEMENT:

Pénalité de 3 places de la manche concernée

MOTIF / REASON:

Défaut de maîtrise sur le pilote 15 (Article 19 du RSN 2016)

* Le soussigné reconnaît avoir reçu copie de la présente notification et avoir été informé des voies de recours : DROIT D'APPEL, Réglementation ASN et des conséquences qui en découlent (juridiques et financières).
Le concurrent doit déclarer, par écrit, dans l'heure qui suit la notification ou la publication de la décision, au Directeur de Course ou à un Commissaire Sportif, son intention de faire appel. Il doit joindre impérativement à cette déclaration d'appel une caution d'appel de : 3300 € (appel national FFSA 2014).
Il doit confirmer intention en envoyant sa lettre à l'ASN dans les formes et délais prévus par les règlements applicables.

Décision annoncée
Decision announced

Date / *Date*: **24/04/2016**

Heure / *Time*: **14:55**

Nom / *Name*

Signature

Président du Collège / *Chairman of the Panel*:

Jean-Marc Jardin (FRA) :

Membres du Collège / *Members of the Panel*:

Nathalie Letniowska (FRA) :

Thierry Blin (FRA) :

NOTIFICATION AU CONCURRENT CONCERNÉ / NOTIFICATION TO THE RELEVANT ENTRANT

Je soussigné :
I undersigned: Nom personnel / *personal name*


Représentant du Concurrent : **KARTING PLUS / SUAU RACING**
Representing the Entrant: Nom du Concurrent / *Entrant's name*

Certifie avoir reçu notification du document N° **106** des Commissaires Sportifs de l'Épreuve.
Certify that I have been notified of document No. by the Stewards of the Meeting.

Date :

Heure / *Time*:

Signature :



DOCUMENT N° **103**

DÉCISION DES COMMISSAIRES SPORTIFS
STEWARDS' DECISION

PÉNALITÉ INFLIGÉE AU CONCURRENT (NOM) : **CBK**
PENALTY INFLICTED UPON THE ENTRANT (NAME):

NUMERO DE LICENCE / LICENSE NUMBER : **227276 E1**

N° : **15**
No.:

PILOTE : **VAYRON Elliott**
DRIVER:

Concerne la partie de l'Épreuve : **Minime - Finale**
Concerns the part of the event:

ÉNONCÉ / STATEMENT:

Pénalité de 3 places de la manche concernée

MOTIF / REASON:

Défaut de maîtrise sur le pilote 12 (Article 19 du RSN 2016)

* Le soussigné reconnaît avoir reçu copie de la présente notification et avoir été informé des voies de recours : DROIT D'APPEL, Réglementation ASN et des conséquences qui en découlent (juridiques et financières).
Le concurrent doit déclarer, par écrit, dans l'heure qui suit la notification ou la publication de la décision, au Directeur de Course ou à un Commissaire Sportif, son intention de faire appel. Il doit joindre impérativement à cette déclaration d'appel une caution d'appel de : 3300 € (appel national FFSA 2014).
Il doit confirmer intention en envoyant sa lettre à l'ASN dans les formes et délais prévus par les règlements applicables.

Décision annoncée
Decision announced

Date / Date: **24/04/2016**

Heure / Time: **14:52**

Nom / Name

Signature

Président du Collège / *Chairman of the Panel:*

Jean-Marc Jardin (FRA) :

Membres du Collège / *Members of the Panel:*

Nathalie Letniowska (FRA) :

Thierry Blin (FRA) :

NOTIFICATION AU CONCURRENT CONCERNÉ / NOTIFICATION TO THE RELEVANT ENTRANT

Je soussigné :
I undersigned: Nom personnel / *personal name*


Représentant du Concurrent : **CBK**
Representing the Entrant: Nom du Concurrent / *Entrant's name*

Certifie avoir reçu notification du document N° **103** des Commissaires Sportifs de l'Épreuve.
Certify that I have been notified of document No. by the Stewards of the Meeting.

Date :

Heure / Time:

Signature :



Minime

Finale (F)

Tableau des tours

Pour information, sans valeur officielle


	1	2	3	4	5	6	7	8	9	10	11	12	13	14	15	16	17	18	19	20	21	22	23
Grille	3	1	15	17	44	12	27	9	6	20	11	29	21	5	14	24	25	7	10	99	33	39	22
Départ	3	1	15	17	44	12	27	9	20	6	11	21	29	5	14	24	25	7	10	99	33	22	39
Tour 1	15	12	3	1	17	44	9	11	27	20	21	6	25	22	14	29	99	5	7	24	10	33	39
Intervalle		0.3	0.1	0.3	0.3	0.7	0.2	0.2	0.1	0.1	0.6	0.0	0.6	0.1	0.1	0.4	0.3	0.1	0.4	0.1	0.7	0.2	0.8
Tour 2	15	3	12	1	17	44	9	11	27	20	6	21	22	25	14	99	29	5	24	7	10	33	39
Intervalle		0.0	0.6	0.1	0.7	0.5	0.2	0.2	0.4	0.5	0.6	0.4	0.4	0.5	0.3	0.2	0.6	0.2	0.2	0.5	0.3	0.7	3.5
Tour 3	3	12	15	1	17	44	9	11	27	20	6	21	22	25	14	99	29	5	24	10	7	33	39
Intervalle		0.7	0.0	0.1	0.9	0.4	0.2	0.3	0.5	0.8	0.6	0.5	0.3	0.9	0.3	0.1	0.7	0.6	0.5	0.8	0.5	0.5	5.6
Tour 4	3	15	1	12	17	44	11	9	27	20	6	22	21	25	14	29	99	5	24	10	7	33	39
Intervalle		1.7	0.3	1.0	0.0	0.1	0.3	0.9	0.2	0.2	0.9	0.7	0.3	1.2	0.5	0.5	0.3	0.6	0.0	1.4	0.7	0.3	8.1
Tour 5	3	15	1	12	17	44	11	9	27	20	6	22	21	14	25	99	29	5	24	10	7	33	39
Intervalle		2.3	0.2	1.3	0.3	0.2	0.2	0.7	0.3	0.1	1.0	0.7	0.8	1.8	0.3	0.4	0.6	0.5	0.0	1.7	0.9	0.3	10.8
Tour 6	3	15	1	12	17	44	11	9	27	20	6	22	21	14	99	25	29	24	5	10	7	33	39
Intervalle		2.7	0.1	1.9	0.1	0.2	0.2	1.2	0.1	0.0	1.3	0.7	0.9	1.9	1.0	0.0	0.4	1.1	0.3	1.2	1.1	0.4	13.3
Tour 7	3	1	15	12	17	44	11	9	27	20	6	22	21	14	99	29	25	24	5	10	7	33	39
Intervalle		3.2	0.3	1.6	0.4	0.2	0.4	1.1	0.1	0.5	1.2	0.4	1.5	1.7	1.7	1.0	0.2	0.3	0.2	1.6	1.0	0.7	15.5
Tour 8	3	1	15	12	17	44	11	9	27	20	22	6	21	14	99	29	25	5	24	10	7	33	39
Intervalle		3.2	0.5	1.7	0.6	0.1	0.3	1.4	0.1	0.4	1.6	0.3	1.7	1.6	1.9	1.4	0.2	0.4	0.0	2.1	1.2	0.7	17.7
Tour 9	3	1	15	12	17	44	11	27	9	20	22	6	21	14	99	29	25	24	5	10	7	33	39
Intervalle		3.8	0.5	1.4	1.0	0.1	0.2	1.7	0.1	0.4	2.0	0.7	1.8	1.6	2.0	1.4	0.4	0.4	0.4	1.9	1.6	0.8	20.5
Tour 10	3	1	15	12	17	11	44	27	20	9	22	6	21	14	99	29	25	24	5	10	7	33	39
Intervalle		4.1	0.4	1.3	1.4	0.8	0.2	0.8	0.7	0.3	1.8	1.1	2.3	1.3	2.2	1.5	0.1	0.3	0.6	2.4	1.9	0.7	22.7
Tour 11	3	1	15	12	17	11	44	27	20	9	22	6	21	14	99	25	29	24	5	10	7	33	
Intervalle		4.7	0.7	1.3	1.6	0.7	0.1	0.5	1.0	0.5	1.4	1.6	2.6	1.3	2.8	1.6	0.2	0.3	0.4	2.3	2.4	0.5	
Tour 12	3	1	15	12	17	11	44	27	20	9	22	6	21	14	25	29	24	99	5	10	7	33	
Intervalle		5.0	0.9	1.1	2.2	0.2	0.1	0.4	1.5	0.3	1.9	1.6	3.0	1.0	5.3	0.1	0.1	0.0	0.3	3.0	2.3	1.0	
Tour 13	3	1	15	12	17	11	44	27	20	9	22	6	21	14	25	29	24	5	99	10	7	33	
Intervalle		5.4	0.7	1.1	2.7	0.2	0.0	0.3	1.7	0.5	2.1	1.5	3.7	0.5	6.1	0.5	0.0	2.4	0.0	0.4	3.0	1.0	
Tour 14	3	1	15	12	17	11	44	27	20	9	22	6	21	14	25	29	24	5	10	99	7	33	
Intervalle		5.7	1.1	0.5	3.5	0.2	0.1	0.2	1.8	0.5	2.2	2.0	4.2	0.0	6.6	0.1	0.4	3.0	0.6	1.4	1.2	1.2	

NSK1 Angerville 2016 (FRA) 22-24/04/2016

3MK Events

Apex Timing





Minime

Finale (F)

Tableau des tours

Pour information, sans valeur officielle


Tour 15	3	1 6.1	15 1.2	12 0.5	17 3.7	11 0.3	44 0.0	27 0.2	20 1.9	9 0.7	22 1.9	6 2.1	21 4.7	14 0.1	29 7.0	25 0.1	24 0.3	5 2.8	10 0.7	7 3.5	99 0.9	33 0.3
Tour 16	3	1 6.4	15 1.2	12 0.4	17 4.3	27 0.6	44 0.2	11 0.2	20 1.6	9 0.6	22 2.0	6 2.5	14 5.2	21 0.4	29 6.9	25 0.7	24 0.1	5 2.2	10 0.9	7 4.1	33 2.7	99 0.3
Tour 17	3	1 6.6	12 1.8	15 0.5	17 4.2	27 0.7	44 0.2	11 0.2	20 1.4	9 0.7	22 1.9	6 2.9	21 12.6	29 1.2	14 1.2	24 0.3	5 0.9	10 1.0	25 3.0	7 1.5	33 3.9	99 1.3
Tour 18	3	1 7.4	12 2.0	15 0.4	17 4.8	27 0.3	44 0.5	11 0.2	20 1.2	9 0.3	22 2.3	6 4.0	21 13.5	29 0.9	14 1.1	24 0.5	5 0.6	10 1.6	25 3.1	7 2.1		
Tour 19	3	12 10.1	1 0.0	15 1.5	27 4.1	17 0.4	44 0.0	11 0.6	9 0.6	20 0.5	22 2.4	6 5.0	21 14.4	29 0.6	14 1.0	24 1.2	5 0.4	10 1.2	25 3.4	7 3.3		
Tour 20	3	1 13.2	15 0.0	12 0.5	27 1.9	11 2.4	9 0.2	20 0.0	17 0.0	44 1.1	22 1.6	6 4.9	21 14.6	29 0.8	14 0.9	24 2.0	5 0.3	10 1.2	25 2.3	7 4.7		

NSK1 Angerville 2016 (FRA) 22-24/04/2016

3MK Events

Apex Timing





Minime

Finale (F)

Analyse

Pour information, sans valeur officielle


Tours	Secteur 1	Secteur 2	Secteur 3	mps au tour	Tours	Secteur 1	Secteur 2	Secteur 3	mps au tour	Tours	Secteur 1	Secteur 2	Secteur 3	mps au tour
N°1 COSTET Enzo					12	19.228	19.383	21.178	59.789	3	19.761	20.032	21.647	1:01.440
1	22.150	20.833	21.685	1:04.668	13	19.297	19.363	21.127	59.787	4	19.783	19.969	21.599	1:01.351
2	19.839	19.904	21.407	1:01.150	14	19.220	19.385	21.099	59.704	5	19.620	19.973	21.506	1:01.099
3	19.669	19.929	21.225	1:00.823	15	19.147	19.385	20.938	59.470	6	19.661	19.990	21.527	1:01.178
4	19.669	20.039	21.717	1:01.425	16	19.142	19.362	21.008	59.512	7	19.634	19.932	21.429	1:00.995
5	19.472	19.811	21.264	1:00.547	17	19.220	19.360	21.061	59.641	8	19.550	20.357	21.629	1:01.536
6	19.387	19.619	21.191	1:00.197	18	19.248	19.408	21.226	59.882	9	19.523	20.097	21.634	1:01.254
7	19.517	19.628	21.214	1:00.359	19	19.871	20.305	21.790	1:01.966	10	19.654	19.953	21.607	1:01.214
8	19.281	19.645	21.193	1:00.119	20	20.361	20.752	21.732	1:02.845	11	19.464	20.034	21.477	1:00.975
9	19.311	19.802	21.221	1:00.334	N°5 DUPONT Ilann					12	19.467	20.107	21.354	1:00.928
10	19.305	19.775	21.229	1:00.309	1	24.385	21.483	22.386	1:08.254	13	19.657	19.776	21.360	1:00.793
11	19.293	19.732	21.336	1:00.361	2	20.301	20.507	22.260	1:03.068	14	19.433	20.026	21.545	1:01.004
12	19.231	19.713	21.152	1:00.096	3	19.945	20.358	21.897	1:02.200	15	19.507	19.802	21.304	1:00.613
13	19.207	19.731	21.243	1:00.181	4	19.862	20.424	21.767	1:02.053	16	19.374	19.974	21.335	1:00.683
14	19.222	19.679	21.117	1:00.018	5	19.897	20.218	21.870	1:01.985	17	19.427	20.016	21.324	1:00.767
15	19.236	19.603	21.084	59.923	6	20.443	20.273	21.840	1:02.556	18	19.597	20.729	21.888	1:02.214
16	19.150	19.617	21.028	59.795	7	19.821	20.136	21.672	1:01.629	19	20.134	21.431	22.298	1:03.863
17	19.261	19.604	20.975	59.840	8	19.896	20.126	21.699	1:01.721	20	20.190	21.227	21.944	1:03.361
18	19.284	19.955	21.404	1:00.643	9	20.266	20.087	21.746	1:02.099	N°7 MAITRE Neill				
19	20.375	21.347	22.978	1:04.700	10	19.745	19.998	21.645	1:01.388	1	24.433	21.370	22.500	1:08.303
20	21.214	21.754	22.943	1:05.911	11	20.001	20.174	21.843	1:02.018	2	21.006	20.388	22.030	1:03.424
N°3 AMAND Marcus					12	19.731	19.949	21.633	1:01.313	3	20.242	20.916	22.199	1:03.357
1	22.179	20.698	21.581	1:04.458	13	20.398	21.963	21.902	1:04.263	4	20.032	20.203	22.161	1:02.396
2	19.724	19.651	21.292	1:00.667	14	20.001	20.471	21.693	1:02.165	5	20.060	20.286	22.076	1:02.422
3	19.580	19.709	21.309	1:00.598	15	19.676	20.094	21.525	1:01.295	6	20.017	20.243	21.925	1:02.185
4	19.449	19.561	21.312	1:00.322	16	19.694	19.887	21.563	1:01.144	7	19.905	20.193	21.903	1:02.001
5	19.242	19.615	21.199	1:00.056	17	19.762	20.095	21.605	1:01.462	8	19.950	20.276	22.175	1:02.401
6	19.272	19.493	21.144	59.909	18	20.087	20.415	22.046	1:02.548	9	20.079	20.279	21.886	1:02.244
7	19.235	19.575	21.227	1:00.037	19	20.483	21.886	22.516	1:04.885	10	19.922	20.247	22.067	1:02.236
8	19.285	19.594	21.207	1:00.086	20	20.521	21.045	22.789	1:04.355	11	20.087	20.222	22.066	1:02.375
9	19.233	19.434	21.078	59.745	N°6 SORET Rayhan					12	19.815	20.252	21.857	1:01.924
10	19.231	19.601	21.200	1:00.032	1	23.248	20.836	22.555	1:06.639	13	19.950	20.459	21.973	1:02.382
11	19.265	19.442	21.064	59.771	2	20.174	20.232	21.652	1:02.058	14	19.839	20.200	21.960	1:01.999
										15	19.918	20.246	22.089	1:02.253

NSK1 Angerville 2016 (FRA) 22-24/04/2016

3MK Events

Apex Timing





Minime

Finale (F)

Analyse

Pour information, sans valeur officielle

Tours	Secteur 1	Secteur 2	Secteur 3	mps au tour
16	19.749	20.286	21.874	1:01.909
17	19.812	20.356	21.929	1:02.097
18	20.355	20.913	22.521	1:03.789
19	20.513	22.464	23.038	1:06.015
20	20.720	21.396	22.562	1:04.678

N°9 MASSON Esteban

1	21.998	21.118	22.459	1:05.575
2	19.913	19.924	21.493	1:01.330
3	19.568	19.956	21.440	1:00.964
4	19.307	21.042	21.948	1:02.297
5	19.552	19.989	21.485	1:01.026
6	19.513	19.960	21.615	1:01.088
7	19.279	19.880	21.471	1:00.630
8	19.323	19.941	21.521	1:00.785
9	19.200	20.290	21.250	1:00.740
10	19.480	20.548	21.408	1:01.436
11	19.306	19.909	21.586	1:00.801
12	19.344	19.716	21.365	1:00.425
13	19.430	19.930	21.338	1:00.698
14	19.384	19.738	21.441	1:00.563
15	19.437	19.815	21.428	1:00.680
16	19.192	19.618	21.479	1:00.289
17	19.282	19.860	21.307	1:00.449
18	19.284	19.870	21.576	1:00.730
19	19.880	20.340	21.952	1:02.172
20	19.997	20.870	22.673	1:03.540

N°10 LOVINFOSSE Lola

1	24.717	21.989	22.429	1:09.135
2	20.739	20.216	21.941	1:02.896
3	20.250	20.255	21.937	1:02.442
4	20.052	20.164	21.899	1:02.115
5	20.125	20.394	21.735	1:02.254
6	20.267	20.099	21.660	1:02.026

Tours	Secteur 1	Secteur 2	Secteur 3	mps au tour
7	20.043	20.243	21.797	1:02.083
8	20.020	20.303	21.917	1:02.240
9	20.000	20.190	21.644	1:01.834
10	19.947	20.114	21.816	1:01.877
11	20.047	20.193	21.707	1:01.947
12	20.088	20.264	21.652	1:02.004
13	19.815	20.190	21.631	1:01.636
14	20.501	20.302	21.596	1:02.399
15	19.846	19.921	21.611	1:01.378
16	19.855	19.901	21.567	1:01.323
17	19.860	20.074	21.669	1:01.603
18	20.360	20.659	22.117	1:03.136
19	20.706	21.293	22.511	1:04.510
20	20.791	20.855	22.712	1:04.358

N°11 JOULIE Enzo

1	22.896	20.613	22.103	1:05.612
2	19.955	19.951	21.472	1:01.378
3	19.669	19.842	21.557	1:01.068
4	19.573	20.021	21.364	1:00.958
5	19.909	19.883	21.425	1:01.217
6	19.583	19.786	21.263	1:00.632
7	19.574	19.791	21.382	1:00.747
8	19.452	19.730	21.261	1:00.443
9	19.434	19.641	21.241	1:00.316
10	19.822	19.876	21.431	1:01.129
11	19.441	19.836	21.344	1:00.621
12	19.331	19.608	21.351	1:00.290
13	19.486	19.738	21.286	1:00.510
14	19.511	19.611	21.350	1:00.472
15	19.494	19.602	21.318	1:00.414
16	20.189	19.689	21.156	1:01.034
17	19.393	19.937	21.285	1:00.615
18	19.628	19.950	21.655	1:01.233
19	20.345	20.615	22.173	1:03.133

Tours	Secteur 1	Secteur 2	Secteur 3	mps au tour
20	20.468	21.222	22.257	1:03.947

N°12 CABIROU Loris

1	21.266	20.853	21.871	1:03.990
2	20.120	19.875	21.479	1:01.474
3	19.493	19.746	21.528	1:00.767
4	19.359	20.255	23.084	1:02.698
5	19.640	19.844	21.379	1:00.863
6	19.335	19.828	21.671	1:00.834
7	19.304	19.732	21.309	1:00.345
8	19.137	19.787	21.438	1:00.362
9	19.219	19.545	21.361	1:00.125
10	19.226	19.477	21.477	1:00.180
11	19.318	19.711	21.501	1:00.530
12	19.160	19.646	21.362	1:00.168
13	19.143	19.521	21.329	59.993
14	19.138	19.432	21.194	59.764
15	19.262	19.441	21.376	1:00.079
16	19.127	19.507	21.091	59.725
17	19.151	19.457	21.334	59.942
18	19.333	19.722	21.784	1:00.839
19	19.984	20.344	22.256	1:02.584
20	21.401	21.758	23.383	1:06.542


N°14 DENAT Guilhem

1	23.798	21.162	22.089	1:07.049
2	20.367	20.178	22.396	1:02.941
3	19.782	20.215	21.813	1:01.810
4	20.324	20.098	21.608	1:02.030
5	19.645	20.202	21.843	1:01.690
6	19.646	20.032	21.681	1:01.359
7	19.545	19.914	21.611	1:01.070
8	19.436	20.026	21.743	1:01.205
9	19.699	20.009	21.648	1:01.356
10	19.668	19.905	21.767	1:01.340

NSK1 Angerville 2016 (FRA) 22-24/04/2016

3MK Events

Apex Timing



Minime

Finale (F)

Analyse

Pour information, sans valeur officielle

Tours	Secteur 1	Secteur 2	Secteur 3	mps au tour
11	19.551	20.164	21.678	1:01.393
12	19.536	19.917	21.506	1:00.959
13	19.646	19.911	21.399	1:00.956
14	19.607	19.932	21.538	1:01.077
15	19.680	20.058	21.475	1:01.213
16	19.600	19.967	21.460	1:01.027
17	27.518	21.322	21.865	1:10.705
18	20.090	20.453	22.111	1:02.654
19	20.349	21.656	22.435	1:04.440
20	20.517	20.659	22.415	1:03.591

N°15 VAYRON Elliott

1	21.655	20.371	21.767	1:03.793
2	19.865	19.812	21.455	1:01.132
3	19.900	19.821	21.781	1:01.502
4	19.625	19.975	21.640	1:01.240
5	19.472	19.776	21.366	1:00.614
6	19.344	19.683	21.288	1:00.315
7	19.476	20.094	21.274	1:00.844
8	19.443	19.667	21.206	1:00.316
9	19.346	19.652	21.361	1:00.359
10	19.338	19.658	21.266	1:00.262
11	19.317	19.926	21.335	1:00.578
12	19.345	19.787	21.182	1:00.314
13	19.331	19.622	21.079	1:00.032
14	19.291	19.856	21.239	1:00.386
15	19.295	19.636	21.101	1:00.032
16	19.249	19.528	21.034	59.811
17	19.404	20.268	21.266	1:00.938
18	19.590	19.808	21.421	1:00.819
19	20.340	20.982	22.422	1:03.744
20	20.894	21.004	22.482	1:04.380

N°17 NICOULEAU William

1	22.634	20.478	21.789	1:04.901
---	---------------	---------------	---------------	-----------------

Tours	Secteur 1	Secteur 2	Secteur 3	mps au tour
2	19.747	20.189	21.634	1:01.570
3	19.587	19.835	21.599	1:01.021
4	19.646	19.921	22.037	1:01.604
5	19.931	19.864	21.360	1:01.155
6	19.437	19.706	21.514	1:00.657
7	19.460	19.703	21.441	1:00.604
8	19.380	19.829	21.341	1:00.550
9	19.292	19.802	21.418	1:00.512
10	19.329	19.812	21.446	1:00.587
11	19.464	19.799	21.493	1:00.756
12	19.321	20.103	21.367	1:00.791
13	19.401	19.769	21.273	1:00.443
14	19.253	19.854	21.438	1:00.545
15	19.221	19.752	21.316	1:00.289
16	19.237	19.850	21.211	1:00.298
17	19.341	19.720	21.357	1:00.418
18	19.481	20.024	21.842	1:01.347
19	20.260	21.010	22.299	1:03.569
20	20.649	21.188	23.190	1:05.027

N°20 SPIRGEL Matteo

1	22.755	21.036	22.206	1:05.997
2	20.211	20.111	21.715	1:02.037
3	19.703	20.149	21.604	1:01.456
4	19.582	20.010	21.513	1:01.105
5	19.688	19.962	21.338	1:00.988
6	19.712	19.833	21.289	1:00.834
7	20.019	19.791	21.289	1:01.099
8	19.378	19.954	21.381	1:00.713
9	19.399	19.799	21.368	1:00.566
10	19.432	19.804	21.384	1:00.620
11	19.405	19.912	21.311	1:00.628
12	19.331	19.947	21.340	1:00.618
13	19.400	19.806	21.284	1:00.490
14	19.446	19.881	21.258	1:00.585

Tours	Secteur 1	Secteur 2	Secteur 3	mps au tour
15	19.355	19.864	21.230	1:00.449
16	19.410	19.853	21.134	1:00.397
17	19.427	19.708	21.237	1:00.372
18	19.538	19.951	21.588	1:01.077
19	20.067	20.965	22.032	1:03.064
20	20.331	20.660	22.064	1:03.055

N°21 MERIEUX Tim

1	23.511	20.644	22.151	1:06.306
2	20.580	20.213	21.774	1:02.567
3	19.722	20.203	21.616	1:01.541
4	19.554	20.498	21.887	1:01.939
5	19.657	20.292	21.600	1:01.549
6	19.559	20.104	21.650	1:01.313
7	19.468	20.052	21.740	1:01.260
8	19.458	20.234	21.561	1:01.253
9	19.480	20.176	21.701	1:01.357
10	19.732	20.263	21.709	1:01.704
11	19.532	20.171	21.649	1:01.352
12	19.536	20.095	21.679	1:01.310
13	19.430	20.283	21.730	1:01.443
14	19.465	20.291	21.759	1:01.515
15	19.444	20.091	21.611	1:01.146
16	19.364	20.547	21.754	1:01.665
17	24.968	20.791	21.927	1:07.686
18	19.990	20.944	22.209	1:03.143
19	20.202	21.786	22.729	1:04.717
20	20.388	20.810	22.402	1:03.600

N°22 BUCCIO Lucas


1	23.502	20.807	22.098	1:06.407
2	20.286	20.079	21.771	1:02.136
3	19.810	20.041	21.619	1:01.470
4	19.648	19.885	21.629	1:01.162
5	19.619	19.824	21.687	1:01.130

NSK1 Angerville 2016 (FRA) 22-24/04/2016

3MK Events

Apex Timing





Minime

Finale (F)

Analyse

Pour information, sans valeur officielle


Tours	Secteur 1	Secteur 2	Secteur 3	mps au tour	Tours	Secteur 1	Secteur 2	Secteur 3	mps au tour	Tours	Secteur 1	Secteur 2	Secteur 3	mps au tour
6	19.646	19.967	21.571	1:01.184	19	20.725	21.865	22.495	1:05.085	10	19.257	19.621	21.592	1:00.470
7	19.435	19.837	21.389	1:00.661	20	20.576	21.251	22.599	1:04.426	11	19.294	19.598	21.424	1:00.316
8	19.357	19.797	21.545	1:00.699	N°25 PELET Louis					12	19.204	19.616	21.301	1:00.121
9	19.489	20.029	21.394	1:00.912	1	23.495	20.712	22.443	1:06.650	13	19.381	19.662	21.272	1:00.315
10	19.493	19.868	21.417	1:00.778	2	20.100	20.635	22.117	1:02.852	14	19.528	19.730	21.180	1:00.438
11	19.419	19.683	21.364	1:00.466	3	19.661	20.461	21.754	1:01.876	15	19.581	19.551	21.205	1:00.337
12	19.399	19.968	21.547	1:00.914	4	19.727	20.450	21.662	1:01.839	16	19.528	19.531	21.215	1:00.274
13	19.448	19.896	21.560	1:00.904	5	19.818	20.846	21.891	1:02.555	17	19.168	20.196	21.211	1:00.575
14	19.413	19.692	21.468	1:00.573	6	19.782	20.224	22.146	1:02.152	18	19.407	19.822	21.705	1:00.934
15	19.365	19.744	21.343	1:00.452	7	19.833	21.167	21.969	1:02.969	19	20.105	20.537	22.145	1:02.787
16	19.321	19.712	21.284	1:00.317	8	19.820	20.198	21.858	1:01.876	20	20.110	20.804	21.750	1:02.664
17	19.331	19.693	21.354	1:00.378	9	19.609	20.158	21.847	1:01.614	N°29 CALDARAS Enzo				
18	19.505	19.850	21.759	1:01.114	10	19.682	20.073	21.558	1:01.313	1	24.147	21.119	22.522	1:07.788
19	19.951	20.694	22.209	1:02.854	11	19.953	20.404	21.612	1:01.969	2	20.214	20.852	22.318	1:03.384
20	20.040	21.367	22.010	1:03.417	12	19.667	20.154	21.942	1:01.763	3	19.824	20.185	21.777	1:01.786
N°24 COUTURIER Paul					13	19.649	20.437	21.723	1:01.809	4	19.793	20.205	21.689	1:01.687
1	24.588	21.822	22.228	1:08.638	14	19.728	20.298	21.542	1:01.568	5	19.768	20.990	21.739	1:02.497
2	20.587	20.292	21.854	1:02.733	15	20.014	20.270	21.430	1:01.714	6	19.766	19.973	21.796	1:01.535
3	19.989	20.412	22.084	1:02.485	16	19.859	20.466	21.663	1:01.988	7	19.803	20.734	21.732	1:02.269
4	19.825	20.306	21.430	1:01.561	17	19.708	26.141	22.093	1:07.942	8	19.703	20.374	21.809	1:01.886
5	20.135	20.138	21.697	1:01.970	18	20.161	20.958	22.135	1:03.254	9	19.672	20.035	21.746	1:01.453
6	20.008	20.469	21.677	1:02.154	19	20.472	21.839	22.479	1:04.790	10	19.707	20.228	21.723	1:01.658
7	19.695	20.300	21.738	1:01.733	20	20.256	20.882	22.095	1:03.233	11	20.383	20.289	21.658	1:02.330
8	19.772	20.702	21.529	1:02.003	N°27 LENEUTRE Joran					12	19.778	20.068	21.761	1:01.607
9	19.819	20.217	21.549	1:01.585	1	22.788	20.812	22.449	1:06.049	13	19.891	20.290	22.051	1:02.232
10	19.680	20.094	21.446	1:01.220	2	20.112	19.940	21.610	1:01.662	14	19.611	20.061	21.534	1:01.206
11	20.195	20.380	21.658	1:02.233	3	19.710	19.787	21.651	1:01.148	15	19.642	20.199	21.584	1:01.425
12	19.609	20.146	21.603	1:01.358	4	19.634	19.789	22.242	1:01.665	16	19.618	20.040	21.758	1:01.416
13	20.104	20.287	21.811	1:02.202	5	19.707	19.929	21.497	1:01.133	17	19.948	20.349	21.710	1:02.007
14	19.790	20.215	21.543	1:01.548	6	19.541	19.872	21.450	1:00.863	18	20.007	20.591	22.195	1:02.793
15	19.783	20.199	21.524	1:01.506	7	19.667	19.630	21.382	1:00.679	19	20.540	21.361	22.564	1:04.465
16	19.775	20.629	21.387	1:01.791	8	19.516	19.854	21.404	1:00.774	20	20.528	20.603	22.610	1:03.741
17	19.900	20.822	22.027	1:02.749	9	19.428	19.664	21.327	1:00.419					
18	20.199	20.525	22.147	1:02.871										

NSK1 Angerville 2016 (FRA) 22-24/04/2016

3MK Events

Apex Timing 





Minime

Finale (F)

Analyse

Pour information, sans valeur officielle

Tours Secteur 1 Secteur 2 Secteur 3 mps au tour

N°33 GELEY Maxime

1	25.039	21.762	22.492	1:09.293
2	20.715	20.418	22.200	1:03.333
3	20.042	20.646	22.101	1:02.789
4	19.894	20.334	21.924	1:02.152
5	20.107	20.248	22.064	1:02.419
6	20.071	20.309	21.943	1:02.323
7	19.892	20.373	22.025	1:02.290
8	19.825	20.527	22.026	1:02.378
9	19.909	20.488	21.952	1:02.349
10	19.757	20.414	21.975	1:02.146
11	19.797	20.504	21.930	1:02.231
12	19.859	20.573	21.982	1:02.414
13	19.817	20.551	21.953	1:02.321
14	19.747	20.402	22.138	1:02.287
15	19.863	20.516	21.830	1:02.209
16	20.146	20.740	22.510	1:03.396
17	20.000	20.833	22.507	1:03.340

N°39 USANNA Milo

1	25.154	21.737	23.040	1:09.931
2	20.839	22.155	23.047	1:06.041
3	20.557	21.284	23.110	1:04.951
4	20.613	21.127	22.920	1:04.660
5	20.569	21.290	23.226	1:05.085
6	20.445	21.218	23.170	1:04.833
7	20.481	21.289	22.727	1:04.497
8	20.472	21.208	22.909	1:04.589
9	20.475	21.550	23.142	1:05.167
10	20.289	21.151	22.872	1:04.312

N°44 GAZEAU Cesar

1	22.780	20.766	22.056	1:05.602
2	19.748	20.032	21.564	1:01.344
3	19.554	19.826	21.535	1:00.915

Tours Secteur 1 Secteur 2 Secteur 3 mps au tour

4	19.884	19.881	21.529	1:01.294
5	20.024	19.866	21.416	1:01.306
6	19.446	19.804	21.331	1:00.581
7	19.558	19.744	21.314	1:00.616
8	19.480	19.784	21.237	1:00.501
9	19.456	19.731	21.262	1:00.449
10	19.817	20.361	21.367	1:01.545
11	19.532	19.781	21.299	1:00.612
12	19.411	19.650	21.144	1:00.205
13	19.614	19.698	21.173	1:00.485
14	19.645	19.686	21.221	1:00.552
15	19.568	19.541	21.204	1:00.313
16	19.508	20.076	21.119	1:00.703
17	19.272	20.099	21.243	1:00.614
18	19.620	19.959	21.673	1:01.252
19	20.182	20.478	22.072	1:02.732
20	20.827	21.220	24.037	1:06.084

N°99 FAVRE Romain


1	23.967	21.110	22.429	1:07.506
2	19.942	20.470	21.945	1:02.357
3	19.776	20.285	21.595	1:01.656
4	19.898	20.969	21.921	1:02.788
5	19.576	20.560	21.410	1:01.546
6	19.625	20.229	21.804	1:01.658
7	19.540	20.516	21.703	1:01.759
8	19.511	20.269	21.677	1:01.457
9	19.523	20.203	21.678	1:01.404
10	19.506	20.197	21.877	1:01.580
11	19.439	20.729	21.836	1:02.004
12	19.891	20.926	22.839	1:03.656
13	20.407	21.533	22.662	1:04.602
14	20.576	20.928	22.778	1:04.282
15	20.281	20.865	23.225	1:04.371
16	20.238	20.806	23.051	1:04.095

NSK1 Angerville 2016 (FRA) 22-24/04/2016

3MK Events

Apex Timing





Minime

Finale (F)

Document 18

Grille de départ

Sous réserve du contrôle technique ou d'incidents d'ordre sportif

22	BUCCIO Lucas ZANARDI / / BRIDGESTONE	12	
33	GELEY Maxime KOSMIC / / BRIDGESTONE	11	39 USANNA Milo TONY KART / / BRIDGESTONE
10	LOVINFOSSE Lola CRG BY KCM / / BRIDGESTONE	10	99 FAVRE Romain TONY KART / / BRIDGESTONE
25	PELET Louis OK1 / / BRIDGESTONE	9	7 MAITRE Neill CRG BY KCM / / BRIDGESTONE
14	DENAT Guilhem ZANARDI / / BRIDGESTONE	8	24 COUTURIER Paul TONY KART / / BRIDGESTONE
21	MERIEUX Tim SODI / / BRIDGESTONE	7	5 DUPONT Ilann CRG BY KCM / / BRIDGESTONE
11	JOULIE Enzo ZANARDI / / BRIDGESTONE	6	29 CALDARAS Enzo CRG BY KCM / / BRIDGESTONE
6	SORET Rayhan ZANARDI / / BRIDGESTONE	5	20 SPIRGEL Matteo BIREL / / BRIDGESTONE
27	LENEUTRE Joran CRG BY KCM / / BRIDGESTONE	4	9 MASSON Esteban SODI / / BRIDGESTONE
44	GAZEAU Cesar ZANARDI / / BRIDGESTONE	3	12 CABIROU Loris EXPRIT / / BRIDGESTONE
15	VAYRON Elliott ZANARDI / / BRIDGESTONE	2	17 NICOULEAU William CRG BY KCM / / BRIDGESTONE
3	AMAND Marcus ZANARDI / / BRIDGESTONE	1	1 COSTET Enzo TONY KART / / BRIDGESTONE

POLE POSITION



Départ : 24/04 - 14:05 20 Tours = 24,000 Km

NSK1 Angerville 2016 (FRA) 22-24/04/2016

3MK Events

Apex Timing 

