

Cadet

Finale (F)
Résultats

Document 19.1 OFFICIEL

Sous réserve du contrôle technique ou d'incidents d'ordre sportif

Clt	N°	Pilote	Concurrent	Equipement	Tours	Ecart	Interv.	Meilleur tour
1	▲2	26 DAVID Hadrien	CBK	ZANARDI / / BRIDGESTONE	17			1:30.468
2	▼1	97 FRAYSSE Kilian	240 RACING	ZANARDI / / BRIDGESTONE	17	28.916	28.916	1:31.105
3	▲3	9 METTETAL Jules	POLE KARTING COMPETITION	EXPRIT / / BRIDGESTONE	17	36.649	7.733	1:31.754
4	▲7	20 SIONVILLE Timothy	CKM	SODI / / BRIDGESTONE	17	46.176	9.527	1:30.634
5	▼1	3 LEVEQUE Enzo	TEAM KLN	ZANARDI / / BRIDGESTONE	17	53.957	7.781	1:32.447
6	▼1	6 HADJAR Isack	240-KPR	ZANARDI / / BRIDGESTONE	17	1:02.272	8.315	1:32.181
7	=	15 LAMBERT Néo	LMC RACING	SODI / / BRIDGESTONE	17	1:03.722	1.450	1:32.990
8	▼6	17 PICQUE Alexandre			17	1:04.807	1.085	1:33.617
9	▼1	16 BERNIER Victor	ASPHALT RACING	SODI / / BRIDGESTONE	17	1:06.665	1.858	1:32.397
10	▲17	4 TREILLARD DE QUINEMO Gu	AVOKART MOTORSPORT	TONY KART / / BRIDGESTONE	17	1:10.565	3.900	1:33.013
11	▲8	27 ROCHE Arthur	PKS	KOSMIC / / BRIDGESTONE	17	1:17.983	7.418	1:33.292
12	▲6	33 SPENLE Evan	CRG	CRG BY KCM / / BRIDGESTONE	17	1:19.763	1.780	1:33.115
13	=	18 PIEL Côte	AI TEAM	CRG BY KCM / / BRIDGESTONE	17	1:20.889	1.126	1:33.661
14	=	7 MEGUETOUNIF Sami	KART IN PRO COMPETITION	CRG BY KCM / / BRIDGESTONE	17	1:22.955	2.066	1:32.754
15	▲11	12 GOVILLÉ Rémy	RG KART RACING	CRG BY KCM / / BRIDGESTONE	15	2 Tours	2 Tours	1:33.435
16	▲5	99 TRITZ Nicolas	HIM RACING	TONY KART / / BRIDGESTONE	14	3 Tours	1 Tour	1:35.074
17	▼1	68 GASPERMENT-BRAYE Renaud	RGB RACING	ZANARDI / / BRIDGESTONE	14	3 Tours	1.197	1:34.933
18	▼9	77 DROUX Damyen	DKC / KPR	ZANARDI / / BRIDGESTONE	14	3 Tours	1.329	1:33.604
19	▼2	32 GAZIL Ugo	RK COMPETITION/DADD	ZANARDI / / BRIDGESTONE	13	4 Tours	1 Tour	1:35.508
20	▼10	88 CHRISTEN Charles	ROSSEL COMPETITION	ZANARDI / / BRIDGESTONE	12	5 Tours	1 Tour	1:34.344
21	▲3	44 JEAN Maxime	MLR	CRG BY KCM / / BRIDGESTONE	12	5 Tours	3.639	1:35.560
22	▼2	36 VAIR Hugo	TRÈFLE RACING-KARAK RACING T	ZANARDI / / BRIDGESTONE	10	7 Tours	2 Tours	1:37.251
23	▼8	38 HAMON Ethan	HRT	ZANARDI / / BRIDGESTONE	10	7 Tours	0.577	1:34.703
24	▼2	10 DUVIGNAU Xavier	XAV	SODI / / BRIDGESTONE	9	8 Tours	1 Tour	1:37.351
25	▼2	31 POULET Mathis	PSM LEMANS	SODI / / BRIDGESTONE	8	9 Tours	1 Tour	1:39.216
26	▼1	8 VERDIER Enzo	CIRCUIT DE L'ENCLOS	SODI / / BRIDGESTONE	6	11 Tours	2 Tours	1:36.625
27	▼15	5 GORGÉ Baptiste	KART SHOP	CRG BY KCM / / BRIDGESTONE	0	17 Tours	6 Tours	

Non classés

25	FOURNIER Paul	TEAM FOTI JUNIOR	ZANARDI / / BRIDGESTONE	Non partant
----	---------------	------------------	-------------------------	--------------------

Tête de course : N°26 DAVID Hadrien (1-17)

Départ : 24/04 - 14:36:45

Meilleur tour : N°26 DAVID Hadrien 1:30.468 47,75 Km/h

Météo : Pluie Air : 8°C Piste : Mouillée

Record de l'épreuve : N°17 PICQUE Alexandre 57.339 75,34 Km/h


NSK1 Angerville 2016 (FRA) 22-24/04/2016

Page 1 / 1

3MK Events

Apex Timing





Cadet

Finale (F)

Tableau des tours

Pour information, sans valeur officielle


	1	2	3	4	5	6	7	8	9	10	11	12	13	14	15	16	17	18	19	20	21	22	23	24	25	26	27	28
Grille	97	17	26	3	6	9	15	16	77	88	20	5	18	7	38	68	32	33	27	36	99	10	31	44	8	12	4	25
Départ	97	26	17	6	3	15	9	16	77	20	88	X	18	7	27	68	38	32	33	36	99	10	44	12	31	8	4	
Tour 1	26	17	97	9	88	3	15	32	16	68	7	4	6	27	36	12	38	99	33	18	44	10	31	77	20	8		
Intervalle		3.4	0.5	1.2	0.3	1.3	0.5	1.7	0.1	0.2	0.9	0.3	2.0	0.4	0.0	1.2	0.2	0.1	0.4	0.3	0.4	0.0	0.7	2.3	2.2	2.3		
Tour 2	26	9	97	17	15	3	32	16	68	4	6	7	27	36	18	99	44	20	88	31	77	33	8	10	38	12		
Intervalle		6.5	0.9	0.7	2.6	0.8	2.1	0.2	0.5	0.8	0.8	0.0	2.1	2.1	0.8	1.0	2.2	1.2	1.0	0.7	0.1	0.9	3.0	0.4	8.5	1.6		
Tour 3	26	9	97	17	15	3	16	4	6	68	7	32	27	36	18	20	99	44	33	88	77	31	10	38	12	8		
Intervalle		8.3	2.4	1.2	0.8	3.2	2.5	0.5	0.3	0.8	1.1	0.1	1.9	2.6	0.4	1.3	0.2	2.2	1.9	0.3	1.2	2.6	1.6	6.4	1.3	12.9		
Tour 4	26	9	97	15	17	3	16	4	7	6	32	68	27	18	20	99	36	33	44	88	77	10	31	38	12	8		
Intervalle		10.5	2.8	3.2	0.1	1.3	4.7	3.1	0.5	0.2	0.3	0.5	0.5	3.1	0.2	2.8	0.7	1.1	0.7	1.5	0.9	6.7	0.2	2.6	1.4	14.6		
Tour 5	26	9	97	17	3	15	16	4	6	7	32	27	68	20	18	33	99	36	44	88	77	10	12	38	31	8		
Intervalle		12.3	2.4	5.6	2.4	3.2	0.3	1.8	1.0	1.9	0.1	0.1	0.6	3.2	1.4	1.8	1.0	3.2	0.6	0.3	2.1	6.6	1.5	0.3	0.6	15.3		
Tour 6	26	9	97	3	17	15	16	4	6	68	20	27	32	7	18	33	99	88	44	77	36	12	38	10	31	X		
Intervalle		12.9	2.2	9.3	0.1	5.4	0.3	0.6	0.2	5.0	0.0	1.6	0.9	0.1	0.9	2.1	2.9	4.8	0.1	0.5	0.7	6.0	0.7	1.0	8.1	9.6		
Tour 7	26	9	97	3	17	4	15	16	20	27	68	6	7	18	33	32	99	44	88	77	36	12	10	38	31			
Intervalle		14.1	1.2	10.3	2.2	5.7	0.5	0.4	2.9	2.4	0.5	0.3	2.8	0.3	1.0	0.6	4.2	4.9	0.3	0.8	1.1	2.2	6.1	0.2	9.3			
Tour 8	26	9	97	3	17	4	15	16	20	6	27	7	18	33	32	68	99	44	88	77	12	36	38	10	31			
Intervalle		16.0	0.7	11.5	2.9	6.3	0.1	0.4	0.2	5.0	1.4	3.1	1.2	0.3	0.6	0.0	4.9	4.2	1.4	0.0	1.5	2.1	5.2	2.7	12.9			
Tour 9	26	9	97	3	17	20	15	4	16	6	27	33	18	68	32	7	99	77	88	44	12	36	38	10				
Intervalle		17.4	0.7	12.0	4.6	5.4	0.3	1.4	0.2	3.9	1.4	5.9	0.4	1.9	0.7	0.3	6.3	0.6	1.5	0.6	0.1	5.0	3.5	4.3				
Tour 10	26	97	9	3	17	20	15	4	16	6	27	18	33	7	68	32	77	99	88	12	44	36	38					
Intervalle		20.0	0.6	12.0	6.4	1.5	2.5	1.3	1.2	2.2	1.9	7.4	0.8	2.2	0.8	0.4	5.7	0.2	1.2	0.1	1.9	7.0	0.5					
Tour 11	26	97	9	3	20	17	15	4	16	6	27	18	33	7	68	32	77	99	12	88	44							
Intervalle		21.4	0.7	13.1	6.8	0.2	3.4	2.0	0.8	1.3	4.4	6.1	0.8	3.4	1.0	2.5	2.8	1.1	1.5	1.0	1.5							
Tour 12	26	97	9	3	20	17	15	4	6	16	27	18	33	7	32	77	68	12	99	88	44							
Intervalle		22.8	0.9	14.1	4.4	3.6	2.3	2.9	0.2	1.0	5.8	5.7	0.9	3.4	5.0	1.4	1.7	0.4	0.4	1.0	3.6							
Tour 13	26	97	9	3	20	17	15	6	4	16	27	18	33	7	77	12	99	68	32									
Intervalle		22.7	1.9	16.8	1.2	6.6	1.8	2.8	0.8	0.5	8.5	4.1	0.1	2.0	10.4	2.0	1.0	1.5	0.1									
Tour 14	26	97	9	3	20	17	6	15	16	4	27	18	33	7	12	99	68	77										
Intervalle		23.5	3.4	16.7	0.1	10.2	2.5	0.4	2.3	0.4	9.5	2.0	0.6	0.8	12.7	2.2	1.1	1.3										

NSK1 Angerville 2016 (FRA) 22-24/04/2016

3MK Events

Apex Timing





Cadet


Finale (F)

Tableau des tours

Pour information, sans valeur officielle

Tour 15	26	97 24.0	9 6.2	20 13.0	3 4.2	17 9.2	6 1.1	15 0.9	16 3.1	4 1.4	27 8.2	33 2.1	18 0.3	7 2.2	12 13.2
Tour 16	26	97 26.1	9 7.1	20 10.9	3 5.3	6 10.3	15 1.0	17 0.2	16 2.3	4 2.1	27 9.3	33 2.0	18 1.1	7 1.3	
Tour 17	26	97 28.9	9 7.7	20 9.5	3 7.7	6 8.3	15 1.4	17 1.0	16 1.8	4 3.9	27 7.4	33 1.7	18 1.1	7 2.0	





Cadet

Finale (F) Analyse

Pour information, sans valeur officielle


Tours	Secteur 1	Secteur 2	Secteur 3	mps au tour	Tours	Secteur 1	Secteur 2	Secteur 3	mps au tour	Tours	Secteur 1	Secteur 2	Secteur 3	mps au tour
N°3 LEVEQUE Enzo					15	30.410	30.840	33.599	1:34.849	12	30.549	30.555	33.339	1:34.443
1	34.165	32.729	33.349	1:40.243	16	29.956	30.894	32.163	1:33.013	13	30.346	30.224	32.184	1:32.754
2	32.136	31.622	32.997	1:36.755	17	30.705	31.625	33.519	1:35.849	14	30.698	30.461	32.719	1:33.878
3	30.937	32.383	32.885	1:36.205	N°6 HADJAR Isack					15	30.280	31.969	32.549	1:34.798
4	30.635	30.094	32.268	1:32.997	1	38.615	34.742	33.084	1:46.441	16	30.625	30.427	32.802	1:33.854
5	30.126	32.108	33.667	1:35.901	2	31.897	30.960	32.605	1:35.462	17	30.391	30.882	33.139	1:34.412
6	30.089	30.227	32.431	1:32.747	3	31.319	30.901	32.722	1:34.942	N°8 VERDIER Enzo				
7	30.515	30.030	31.902	1:32.447	4	34.782	31.137	32.283	1:38.202	1	36.656	34.931	42.300	1:53.887
8	30.476	30.794	32.204	1:33.474	5	31.022	30.740	31.953	1:33.715	2	32.528	32.334	34.898	1:39.760
9	30.343	29.984	32.465	1:32.792	6	30.243	30.813	32.012	1:33.068	3	31.637	53.987	33.557	1:59.181
10	30.196	30.802	32.510	1:33.508	7	34.583	34.632	31.705	1:40.920	4	31.381	32.067	33.391	1:36.839
11	30.179	30.295	32.533	1:33.007	8	30.610	30.720	32.161	1:33.491	5	31.771	31.499	33.355	1:36.625
12	30.425	30.924	31.954	1:33.303	9	30.900	30.933	31.683	1:33.516	6	32.131	32.162	33.326	1:37.619
13	30.702	30.771	33.240	1:34.713	10	30.015	30.900	31.904	1:32.819	N°9 METTETAL Jules				
14	30.429	30.598	32.517	1:33.544	11	29.754	30.957	31.695	1:32.406	1	32.159	33.556	32.774	1:38.489
15	30.513	31.597	32.891	1:35.001	12	29.866	30.613	31.702	1:32.181	2	29.948	31.310	32.003	1:33.261
16	30.270	30.174	32.559	1:33.003	13	30.464	30.964	32.186	1:33.614	3	30.237	31.085	32.142	1:33.464
17	31.178	30.814	33.285	1:35.277	14	30.183	31.372	32.402	1:33.957	4	30.119	31.132	32.092	1:33.343
N°4 TREILLARD DE QUINEMO Guillaume					15	30.171	30.713	31.619	1:32.503	5	30.120	31.022	31.715	1:32.857
1	33.882	32.583	33.856	1:40.321	16	30.086	30.379	32.441	1:32.906	6	29.471	30.703	31.580	1:31.754
2	31.887	31.868	32.890	1:36.645	17	30.287	30.950	32.023	1:33.260	7	29.770	30.479	32.233	1:32.482
3	31.342	31.608	32.538	1:35.488	N°7 MEGUETOUNIF Sami					8	30.217	30.614	31.825	1:32.656
4	31.055	33.979	32.672	1:37.706	1	34.726	34.403	33.770	1:42.899	9	30.094	30.685	31.530	1:32.309
5	30.531	31.418	31.603	1:33.552	2	31.999	31.761	34.242	1:38.002	10	30.106	31.059	33.127	1:34.292
6	30.483	31.229	32.124	1:33.836	3	32.269	31.108	33.510	1:36.887	11	29.852	30.434	31.669	1:31.955
7	30.845	31.055	31.993	1:33.893	4	30.686	32.110	33.099	1:35.895	12	29.995	30.461	31.783	1:32.239
8	30.173	31.647	32.978	1:34.798	5	30.949	31.599	33.388	1:35.936	13	30.047	29.811	32.210	1:32.068
9	32.298	30.572	32.436	1:35.306	6	33.211	32.705	33.045	1:38.961	14	30.125	31.363	32.093	1:33.581
10	30.798	30.292	32.376	1:33.466	7	31.643	31.597	32.698	1:35.938	15	30.155	31.519	32.839	1:34.513
11	30.557	31.095	32.048	1:33.700	8	31.220	31.257	32.815	1:35.292	16	30.363	30.982	32.634	1:33.979
12	30.947	30.846	32.368	1:34.161	9	30.520	31.517	37.705	1:39.742	17	30.458	31.346	32.461	1:34.265
13	30.300	32.149	32.304	1:34.753	10	31.003	30.925	32.553	1:34.481	N°10 DUVIGNAU Xavier				
14	30.802	32.625	32.887	1:36.314	11	31.140	31.274	32.418	1:34.832	1	34.482	36.996	36.093	1:47.571

NSK1 Angerville 2016 (FRA) 22-24/04/2016

3MK Events

Apex Timing





Cadet

Finale (F) Analyse

Pour information, sans valeur officielle


Tours	Secteur 1	Secteur 2	Secteur 3	mps au tour	Tours	Secteur 1	Secteur 2	Secteur 3	mps au tour	Tours	Secteur 1	Secteur 2	Secteur 3	mps au tour
2	38.717	33.627	35.543	1:47.887	9	30.229	30.984	32.572	1:33.785	6	30.731	31.518	33.064	1:35.313
3	32.155	32.072	33.763	1:37.990	10	30.700	31.085	31.780	1:33.565	7	31.498	30.802	32.279	1:34.579
4	32.308	32.646	33.705	1:38.659	11	30.306	31.250	31.434	1:32.990	8	30.681	30.695	32.784	1:34.160
5	32.739	32.058	32.939	1:37.736	12	30.595	31.014	31.642	1:33.251	9	31.005	31.234	32.281	1:34.520
6	31.700	32.050	33.878	1:37.628	13	30.989	31.491	31.474	1:33.954	10	31.373	31.329	32.545	1:35.247
7	32.085	31.746	33.916	1:37.747	14	30.100	31.755	35.337	1:37.192	11	30.545	30.817	32.255	1:33.617
8	31.651	32.882	33.526	1:38.059	15	30.209	31.472	31.326	1:33.007	12	30.762	30.990	32.621	1:34.373
9	32.102	32.155	33.094	1:37.351	16	29.974	31.004	32.055	1:33.033	13	30.807	31.090	32.523	1:34.420
N°12 GOVILLÉ Rémy					17	30.984	30.479	32.208	1:33.671	14	30.895	32.614	32.645	1:36.154
1	35.298	34.325	35.534	1:45.157	N°16 BERNIER Victor					15	30.338	30.907	32.598	1:33.843
2	54.107	31.687	33.983	1:59.777	1	34.218	34.175	33.912	1:42.305	16	30.400	31.187	33.759	1:35.346
3	30.695	31.307	33.669	1:35.671	2	31.735	32.414	32.666	1:36.815	17	30.228	31.206	33.086	1:34.520
4	30.979	31.118	33.035	1:35.132	3	31.978	31.954	32.437	1:36.369	N°18 PIEL Côme				
5	30.686	31.103	33.217	1:35.006	4	31.110	31.637	32.378	1:35.125	1	38.432	34.901	35.217	1:48.550
6	30.542	30.942	32.819	1:34.303	5	31.343	31.310	32.135	1:34.788	2	31.702	31.884	34.048	1:37.634
7	29.749	30.798	32.888	1:33.435	6	30.884	31.762	32.457	1:35.103	3	31.759	31.501	33.710	1:36.970
8	30.518	30.708	32.805	1:34.031	7	30.921	32.479	32.107	1:35.507	4	31.270	31.909	32.396	1:35.575
9	30.223	31.439	32.853	1:34.515	8	30.544	31.303	32.565	1:34.412	5	31.189	32.678	32.798	1:36.665
10	30.614	30.568	32.612	1:33.794	9	31.177	31.664	32.089	1:34.930	6	30.503	31.146	32.614	1:34.263
11	30.838	30.842	33.575	1:35.255	10	31.073	31.420	31.997	1:34.490	7	31.074	31.550	32.777	1:35.401
12	30.166	31.091	32.652	1:33.909	11	30.479	31.101	31.760	1:33.340	8	31.253	31.765	33.160	1:36.178
13	31.132	32.436	33.047	1:36.615	12	30.459	31.609	32.541	1:34.609	9	30.170	31.392	33.867	1:35.429
14	29.979	30.931	33.238	1:34.148	13	30.651	31.262	32.022	1:33.935	10	30.604	31.683	32.133	1:34.420
15	30.697	31.534	33.051	1:35.282	14	30.479	32.492	32.328	1:35.299	11	30.595	30.584	32.482	1:33.661
N°15 LAMBERT Néo					15	29.976	31.630	32.237	1:33.843	12	30.372	31.091	32.810	1:34.273
1	33.313	33.658	33.749	1:40.720	16	30.120	30.966	31.311	1:32.397	13	30.319	31.157	33.475	1:34.951
2	31.324	31.534	32.516	1:35.374	17	30.653	31.225	32.182	1:34.060	14	30.814	30.923	32.891	1:34.628
3	30.184	31.109	32.482	1:33.775	N°17 PICQUE Alexandre					15	29.963	31.423	32.685	1:34.071
4	30.599	30.625	33.593	1:34.817	1	31.831	31.820	33.540	1:37.191	16	30.690	31.294	32.734	1:34.718
5	31.983	31.656	37.019	1:40.658	2	32.550	31.766	32.391	1:36.707	17	30.233	30.734	32.746	1:33.713
6	30.718	31.549	32.813	1:35.080	3	31.461	31.915	32.175	1:35.551	N°20 SIONVILLE Timothy				
7	30.832	30.803	33.750	1:35.385	4	30.825	31.204	33.800	1:35.829	1	32.424	48.653	33.678	1:54.755
8	30.251	30.971	33.156	1:34.378	5	30.647	31.475	32.661	1:34.783	2	30.975	31.608	33.683	1:36.266

NSK1 Angerville 2016 (FRA) 22-24/04/2016

3MK Events

Apex Timing





Cadet

Finale (F) Analyse

Pour information, sans valeur officielle

Tours	Secteur 1	Secteur 2	Secteur 3	mps au tour
3	30.796	30.496	32.619	1:33.911
4	30.226	31.267	32.965	1:34.458
5	31.493	31.155	32.301	1:34.949
6	29.839	30.593	31.662	1:32.094
7	29.955	30.461	32.013	1:32.429
8	29.431	29.722	32.625	1:31.778
9	30.505	30.229	31.915	1:32.649
10	29.666	30.063	31.643	1:31.372
11	29.700	30.142	32.019	1:31.861
12	29.124	30.260	31.520	1:30.904
13	29.303	30.447	31.758	1:31.508
14	29.790	30.564	32.137	1:32.491
15	29.465	29.764	31.405	1:30.634
16	29.733	30.183	32.003	1:31.919
17	29.798	30.098	32.902	1:32.798

N°26 DAVID Hadrien

1	31.194	30.817	31.701	1:33.712
2	30.092	30.789	31.115	1:31.996
3	29.863	30.665	31.152	1:31.680
4	29.628	30.540	30.967	1:31.135
5	29.362	30.692	30.995	1:31.049
6	29.599	30.556	30.986	1:31.141
7	29.581	30.553	31.111	1:31.245
8	29.509	30.522	30.794	1:30.825
9	29.504	30.351	31.017	1:30.872
10	29.651	30.428	31.001	1:31.080
11	29.318	30.287	30.863	1:30.468
12	29.404	30.558	30.608	1:30.570
13	29.556	30.886	30.743	1:31.185
14	29.454	30.765	31.080	1:31.299
15	29.456	30.499	31.260	1:31.215
16	29.086	30.829	31.026	1:30.941
17	29.335	30.708	30.901	1:30.944

Tours	Secteur 1	Secteur 2	Secteur 3	mps au tour
N°27 ROCHE Arthur				
1	38.489	33.129	34.047	1:45.665
2	30.617	31.115	35.543	1:37.275
3	33.715	30.863	32.211	1:36.789
4	32.004	30.732	32.771	1:35.507
5	31.120	31.106	32.318	1:34.544
6	33.140	32.245	32.193	1:37.578
7	29.521	30.927	32.844	1:33.292
8	30.160	33.823	31.856	1:35.839
9	30.232	30.699	32.565	1:33.496
10	30.299	31.068	31.959	1:33.326
11	31.208	31.081	32.643	1:34.932
12	32.147	30.322	32.206	1:34.675
13	30.839	31.260	34.490	1:36.589
14	32.353	31.017	33.388	1:36.758
15	30.040	31.249	32.296	1:33.585
16	29.986	31.344	32.743	1:34.073
17	30.009	31.472	32.485	1:33.966

N°31 POULET Mathis

1	35.977	35.514	36.076	1:47.567
2	33.962	33.469	35.235	1:42.666
3	32.985	33.518	34.364	1:40.867
4	31.865	33.307	35.346	1:40.518
5	31.771	33.173	35.064	1:40.008
6	32.234	36.515	34.583	1:43.332
7	32.290	33.339	33.587	1:39.216
8	33.187	33.832	34.305	1:41.324

N°32 GAZIL Ugo

1	33.176	33.752	33.897	1:40.825
2	31.411	31.949	33.315	1:36.675
3	32.649	32.696	34.351	1:39.696
4	31.698	31.553	33.071	1:36.322
5	31.259	31.657	32.605	1:35.521

Tours	Secteur 1	Secteur 2	Secteur 3	mps au tour
6	32.584	32.175	33.912	1:38.671
7	32.591	31.765	33.768	1:38.124
8	31.344	31.606	32.558	1:35.508
9	32.746	31.697	32.667	1:37.110
10	31.958	31.904	32.262	1:36.124
11	31.592	31.627	33.911	1:37.130
12	31.911	31.297	32.641	1:35.849
13	31.441	38.581	33.038	1:43.060

N°33 SPENLE Evan

1	34.816	36.940	35.475	1:47.231
2	40.272	31.877	33.143	1:45.292
3	31.518	31.189	32.814	1:35.521
4	31.093	31.107	32.508	1:34.708
5	30.818	30.575	32.191	1:33.584
6	30.435	31.523	32.588	1:34.546
7	30.219	31.600	32.468	1:34.287
8	31.314	31.790	32.369	1:35.473
9	30.612	31.086	32.964	1:34.662
10	30.524	32.799	32.351	1:35.674
11	30.631	30.623	32.449	1:33.703
12	30.978	30.920	32.462	1:34.360
13	30.755	31.065	32.325	1:34.145
14	31.072	30.800	33.211	1:35.083
15	30.012	30.715	32.388	1:33.115
16	30.574	31.132	32.250	1:33.956
17	29.952	31.175	32.564	1:33.691


N°36 VAIR Hugo

1	35.676	34.355	34.738	1:44.769
2	32.213	32.489	34.673	1:39.375
3	31.279	32.425	33.625	1:37.329
4	32.852	33.040	33.933	1:39.825
5	32.459	32.062	34.486	1:39.007
6	31.855	32.752	34.936	1:39.543

NSK1 Angerville 2016 (FRA) 22-24/04/2016

3MK Events

Apex Timing



Cadet

Finale (F) Analyse

Pour information, sans valeur officielle

Tours	Secteur 1	Secteur 2	Secteur 3	mps au tour
7	31.220	32.731	33.300	1:37.251
8	31.942	32.239	34.212	1:38.393
9	32.003	31.909	33.583	1:37.495
10	32.242	31.854	33.601	1:37.697

N°38 HAMON Ethan

1	34.612	37.454	34.699	1:46.765
2	53.371	31.724	32.779	1:57.874
3	31.451	31.937	32.579	1:35.967
4	31.246	31.312	32.451	1:35.009
5	30.483	32.345	33.920	1:36.748
6	31.040	30.609	33.081	1:34.730
7	34.693	30.884	33.494	1:39.071
8	31.590	30.847	32.576	1:35.013
9	31.562	31.367	32.889	1:35.818
10	30.860	31.288	32.555	1:34.703

N°44 JEAN Maxime

1	34.726	38.168	34.443	1:47.337
2	32.460	33.687	34.257	1:40.404
3	31.363	32.662	33.627	1:37.652
4	31.103	32.085	34.165	1:37.353
5	31.075	32.415	34.322	1:37.812
6	30.554	32.344	34.623	1:37.521
7	30.903	31.354	33.982	1:36.239
8	30.399	32.344	32.817	1:35.560
9	31.423	31.793	34.192	1:37.408
10	31.396	31.777	32.748	1:35.921
11	30.559	31.447	33.968	1:35.974
12	30.258	31.745	34.386	1:36.389

N°68 GASPERMENT-BRAYE Renaud

1	33.865	34.290	33.365	1:41.520
2	31.665	32.425	33.062	1:37.152
3	32.558	31.644	33.380	1:37.582
4	32.107	32.464	33.649	1:38.220

Tours	Secteur 1	Secteur 2	Secteur 3	mps au tour
5	32.770	30.936	32.000	1:35.706
6	30.716	31.720	32.822	1:35.258
7	30.739	30.831	33.966	1:35.536
8	35.621	31.541	33.617	1:40.779
9	31.838	31.676	32.840	1:36.354
10	31.541	32.058	32.763	1:36.362
11	31.733	30.995	32.352	1:35.080
12	36.807	31.827	32.943	1:41.577
13	31.736	31.950	36.020	1:39.706
14	30.659	32.119	32.155	1:34.933

N°77 DROUX Damyen

1	36.486	40.855	35.165	1:52.506
2	32.719	33.178	34.557	1:40.454
3	32.026	32.336	33.699	1:38.061
4	31.621	31.610	33.034	1:36.265
5	31.219	31.877	34.726	1:37.822
6	30.925	31.749	32.975	1:35.649
7	31.621	32.334	32.885	1:36.840
8	31.094	31.924	32.924	1:35.942
9	30.366	31.000	32.238	1:33.604
10	30.641	30.845	33.062	1:34.548
11	30.177	31.606	32.389	1:34.172
12	31.177	30.871	32.465	1:34.513
13	31.086	33.258	32.398	1:36.742
14	31.100	31.650	38.199	1:40.949

N°88 CHRISTEN Charles

1	32.558	33.298	32.502	1:38.358
2	37.651	41.545	34.272	1:53.468
3	31.835	32.273	33.601	1:37.709
4	31.281	32.172	33.129	1:36.582
5	31.307	32.168	33.178	1:36.653
6	31.459	32.900	32.647	1:37.006
7	31.807	32.225	32.679	1:36.711

Tours	Secteur 1	Secteur 2	Secteur 3	mps au tour
8	31.447	32.668	32.613	1:36.728
9	31.489	31.418	32.333	1:35.240
10	30.350	31.253	32.936	1:34.539
11	31.853	31.178	33.420	1:36.451
12	31.082	30.972	32.290	1:34.344

N°97 FRAYSSE Kilian

1	33.014	30.816	34.071	1:37.901
2	31.465	31.479	32.515	1:35.459
3	30.927	31.597	32.473	1:34.997
4	30.803	30.895	31.978	1:33.676
5	30.736	29.919	31.875	1:32.530
6	29.772	30.017	31.703	1:31.492
7	29.761	29.898	31.850	1:31.509
8	30.350	29.744	32.115	1:32.209
9	30.064	30.420	31.822	1:32.306
10	30.468	29.688	32.747	1:32.903
11	30.112	29.901	31.816	1:31.829
12	30.417	30.011	31.567	1:31.995
13	29.825	29.443	31.837	1:31.105
14	30.154	29.926	31.979	1:32.059
15	30.091	29.523	32.086	1:31.700
16	30.672	29.752	32.684	1:33.108
17	30.263	30.636	32.772	1:33.671


N°99 TRITZ Nicolas

1	35.615	35.670	34.933	1:46.218
2	33.175	32.760	33.569	1:39.504
3	30.910	32.375	34.320	1:37.605
4	31.162	32.447	33.408	1:37.017
5	31.305	32.777	32.400	1:36.482
6	30.974	32.052	33.460	1:36.486
7	30.376	32.240	33.637	1:36.253
8	31.415	31.823	32.994	1:36.232
9	30.569	34.340	33.867	1:38.776

NSK1 Angerville 2016 (FRA) 22-24/04/2016

3MK Events

Apex Timing




Cadet

Finale (F)
Analyse

Pour information, sans valeur officielle

Tours	Secteur 1	Secteur 2	Secteur 3	mps au tour
10	30.028	32.310	33.144	1:35.482
11	30.254	31.681	33.139	1:35.074
12	30.426	32.126	33.366	1:35.918
13	31.356	32.340	33.589	1:37.285
14	30.809	31.587	32.924	1:35.320



Cadet

Finale (F)

Document 18

Grille de départ

Sous réserve du contrôle technique ou d'incidents d'ordre sportif

4	TREILLARD DE QUINEMO Guillaume TONY KART / / BRIDGESTONE	14	25	FOURNIER Paul ZANARDI / / BRIDGESTONE
8	VERDIER Enzo SODI / / BRIDGESTONE	13	12	GOVILLÉ Rémy CRG BY KCM / / BRIDGESTONE
31	POULET Mathis SODI / / BRIDGESTONE	12	44	JEAN Maxime CRG BY KCM / / BRIDGESTONE
99	TRITZ Nicolas TONY KART / / BRIDGESTONE	11	10	DUVIGNAU Xavier SODI / / BRIDGESTONE
27	ROCHE Arthur KOSMIC / / BRIDGESTONE	10	36	VAIR Hugo ZANARDI / / BRIDGESTONE
32	GAZIL Ugo ZANARDI / / BRIDGESTONE	9	33	SPENLE Evan CRG BY KCM / / BRIDGESTONE
38	HAMON Ethan ZANARDI / / BRIDGESTONE	8	68	GASPERMENT-BRAYE Renaud ZANARDI / / BRIDGESTONE
18	PIEL Côme CRG BY KCM / / BRIDGESTONE	7	7	MEGUETOUNIF Sami CRG BY KCM / / BRIDGESTONE
20	SIONVILLE Timothy SODI / / BRIDGESTONE	6	5	GORGÉ Baptiste CRG BY KCM / / BRIDGESTONE
77	DROUX Damyen ZANARDI / / BRIDGESTONE	5	88	CHRISTEN Charles ZANARDI / / BRIDGESTONE
15	LAMBERT Néo SODI / / BRIDGESTONE	4	16	BERNIER Victor SODI / / BRIDGESTONE
6	HADJAR Isack ZANARDI / / BRIDGESTONE	3	9	METTETAL Jules EXPRIT / / BRIDGESTONE
26	DAVID Hadrien ZANARDI / / BRIDGESTONE	2	3	LEVEQUE Enzo ZANARDI / / BRIDGESTONE
97	FRAYSSE Kilian ZANARDI / / BRIDGESTONE	1	17	PICQUE Alexandre

POLE POSITION



Départ : 24/04 - 14:35 17 Tours = 20,400 Km

NSK1 Angerville 2016 (FRA) 22-24/04/2016

3MK Events

Apex Timing 

