

**Cadet**

**Essais Qualificatifs (QP)**

**Document 7.1 OFFICIEL**

**Résultats**

Sous réserve du contrôle technique ou d'incidents d'ordre sportif

Cl	N°	Pilote	Concurrent	Equipement	Secteur 1	Secteur 2	Secteur 3	Temps	Ecart	Tours
1	97	FRAYSSE Kilian	240 RACING	ZANARDI / / BRIDGESTONE	27.155	26.534	27.454	<b>1:21.143</b>		6
2	20	SIONVILLE Timothy	CKM	SODI / / BRIDGESTONE	28.048	26.407	28.085	<b>1:22.540</b>	1.397	6
3	27	ROCHE Arthur	PKS	KOSMIC / / BRIDGESTONE	27.741	26.868	28.283	<b>1:22.892</b>	1.749	6
4	9	METTETAL Jules	POLE KARTING COMPETITION	EXPRIT / / BRIDGESTONE	28.130	27.061	28.066	<b>1:23.257</b>	2.114	6
5	26	DAVID Hadrien	CBK	ZANARDI / / BRIDGESTONE	28.531	27.063	28.852	<b>1:24.446</b>	3.303	5
6	12	GOVILLÉ Rémy	RG KART RACING	CRG BY KCM / / BRIDGESTONE	28.780	27.052	29.083	<b>1:24.915</b>	3.772	5
7	33	SPENLE Evan	CRG	CRG BY KCM / / BRIDGESTONE	28.745	27.014	29.410	<b>1:25.169</b>	4.026	6
8	6	HADJAR Isack	240-KPR	ZANARDI / / BRIDGESTONE	27.967	27.921	29.412	<b>1:25.300</b>	4.157	5
9	5	GORGÉ Baptiste	KART SHOP	CRG BY KCM / / BRIDGESTONE	28.854	27.688	28.944	<b>1:25.486</b>	4.343	6
10	15	LAMBERT Néo	LMC RACING	SODI / / BRIDGESTONE	28.462	27.909	29.236	<b>1:25.607</b>	4.464	6
11	3	LEVEQUE Enzo	TEAM KLN	ZANARDI / / BRIDGESTONE	29.239	27.317	29.545	<b>1:26.101</b>	4.958	6
12	7	MEGUETOUNIF Sami	KART IN PRO COMPETITION	CRG BY KCM / / BRIDGESTONE	29.901	28.119	28.825	<b>1:26.845</b>	5.702	6
13	68	GASPERMENT-BRAYE Ren	RGB RACING	ZANARDI / / BRIDGESTONE	29.702	28.070	29.398	<b>1:27.170</b>	6.027	6
14	18	PIEL Côme	AI TEAM	CRG BY KCM / / BRIDGESTONE	29.588	28.575	29.064	<b>1:27.227</b>	6.084	5
15	4	TREILLARD DE QUINEMO C	CAVOKART MOTORSPORT	TONY KART / / BRIDGESTONE	29.790	28.023	29.427	<b>1:27.240</b>	6.097	6
16	77	DROUX Damyen	DKC / KPR	ZANARDI / / BRIDGESTONE	29.295	28.450	29.608	<b>1:27.353</b>	6.210	6
17	8	VERDIER Enzo	CIRCUIT DE L'ENCLOS	SODI / / BRIDGESTONE	29.407	28.638	29.575	<b>1:27.620</b>	6.477	6
18	17	PICQUE Alexandre			29.548	28.301	29.835	<b>1:27.684</b>	6.541	6
19	16	BERNIER Victor	ASPHALT RACING	SODI / / BRIDGESTONE	30.054	28.649	29.372	<b>1:28.075</b>	6.932	6
20	25	FOURNIER Paul	TEAM FOTI JUNIOR	ZANARDI / / BRIDGESTONE	29.544	28.889	29.666	<b>1:28.099</b>	6.956	6
21	88	CHRISTEN Charles	ROSSEL COMPETITION	ZANARDI / / BRIDGESTONE	29.752	28.946	29.559	<b>1:28.257</b>	7.114	6
22	99	TRITZ Nicolas	HIM RACING	TONY KART / / BRIDGESTONE	30.485	28.596	29.466	<b>1:28.547</b>	7.404	6
23	10	DUVIGNAU Xavier	XAV	SODI / / BRIDGESTONE	29.301	28.773	30.821	<b>1:28.895</b>	7.752	6
24	32	GAZIL Ugo	RK COMPETITION/DADD	ZANARDI / / BRIDGESTONE	29.406	29.078	30.444	<b>1:28.928</b>	7.785	6
25	44	JEAN Maxime	MLR	CRG BY KCM / / BRIDGESTONE	29.793	28.749	30.479	<b>1:29.021</b>	7.878	5
26	38	HAMON Ethan	HRT	ZANARDI / / BRIDGESTONE	30.646	29.098	29.423	<b>1:29.167</b>	8.024	2
27	31	POULET Mathis	PSM LEMANS	SODI / / BRIDGESTONE	30.051	29.722	30.109	<b>1:29.882</b>	8.739	5
28	36	VAIR Hugo	TRÉFLE RACING-KARAK RACIN	ZANARDI / / BRIDGESTONE	30.178	29.142	30.744	<b>1:30.064</b>	8.921	5

Départ : 23/04 - 09:35:56

Meilleur tour : N°97 FRAYSSE Kilian

1:21.143 53,23 Km/h

Météo : Nuageux Air : 9°C Piste : Mouillée


NSK1 Angerville 2016 (FRA) 22-24/04/2016

Page 1 / 1

3MK Events

Apex Timing 





### Cadet

### Essais Qualificatifs (QP)

### Best Sectors Analysis

Pour information, sans valeur officielle

S1			S2			S3		
Clt	N°	Temps	Clt	N°	Temps	Clt	N°	Temps
1	97	27.155	1	20	26.073	1	97	27.454
2	27	27.741	2	97	26.534	2	20	27.995
3	6	27.967	3	27	26.868	3	9	28.066
4	20	28.048	4	26	26.931	4	15	28.191
5	9	28.130	5	33	27.014	5	27	28.283
6	26	28.237	6	12	27.052	6	7	28.825
7	15	28.462	7	9	27.061	7	26	28.852
8	33	28.745	8	3	27.317	8	5	28.944
9	5	28.768	9	5	27.665	9	18	29.064
10	12	28.780	10	15	27.909	10	12	29.083
11	44	29.038	11	6	27.921	11	68	29.135
12	4	29.095	12	4	27.985	12	6	29.170
13	77	29.170	13	68	28.070	13	16	29.372
14	3	29.239	14	44	28.079	14	33	29.410
15	10	29.301	15	7	28.119	15	38	29.423
16	25	29.351	16	17	28.161	16	4	29.427
17	7	29.392	17	8	28.210	17	77	29.448
18	32	29.406	18	77	28.450	18	99	29.466
19	8	29.407	19	18	28.498	19	3	29.545
20	17	29.548	20	99	28.596	20	88	29.559
21	18	29.588	21	25	28.626	21	8	29.575
22	16	29.661	22	16	28.649	22	25	29.666
23	68	29.702	23	88	28.740	23	17	29.835
24	88	29.752	24	10	28.773	24	31	30.109
25	31	30.051	25	32	28.810	25	10	30.171
26	36	30.178	26	38	29.098	26	44	30.367
27	99	30.248	27	36	29.142	27	32	30.444
28	38	30.646	28	31	29.722	28	36	30.564


Ideal Lap Times					
Clt	N°	Pilote	Ideal Lap	Best Lap	Diff.
1	97	FRAYSSE Kilian	1:21.143	1:21.143	
2	20	SIONVILLE Timothy	1:22.116	1:22.540	0.424
3	27	ROCHE Arthur	1:22.892	1:22.892	
4	9	METTETAL Jules	1:23.257	1:23.257	
5	26	DAVID Hadrien	1:24.020	1:24.446	0.426
6	15	LAMBERT Néo	1:24.562	1:25.607	1.045
7	12	GOVILLÉ Rémy	1:24.915	1:24.915	
8	6	HADJAR Isack	1:25.058	1:25.300	0.242
9	33	SPENLE Evan	1:25.169	1:25.169	
10	5	GORGÉ Baptiste	1:25.377	1:25.486	0.109
11	3	LEVEQUE Enzo	1:26.101	1:26.101	
12	7	MEGUETOUNIF Sami	1:26.336	1:26.845	0.509
13	4	TREILLARD DE QUINEMO Guillaun	1:26.507	1:27.240	0.733
14	68	GASPERMENT-BRAYE Renaud	1:26.907	1:27.170	0.263
15	77	DROUX Damyen	1:27.068	1:27.353	0.285
16	18	PIEL Côme	1:27.150	1:27.227	0.077
17	8	VERDIER Enzo	1:27.192	1:27.620	0.428
18	44	JEAN Maxime	1:27.484	1:29.021	1.537
19	17	PICQUE Alexandre	1:27.544	1:27.684	0.140
20	25	FOURNIER Paul	1:27.643	1:28.099	0.456
21	16	BERNIER Victor	1:27.682	1:28.075	0.393
22	88	CHRISTEN Charles	1:28.051	1:28.257	0.206
23	10	DUVIGNAU Xavier	1:28.245	1:28.895	0.650
24	99	TRITZ Nicolas	1:28.310	1:28.547	0.237
25	32	GAZIL Ugo	1:28.660	1:28.928	0.268
26	38	HAMON Ethan	1:29.167	1:29.167	
27	31	POULET Mathis	1:29.882	1:29.882	
28	36	VAIR Hugo	1:29.884	1:30.064	0.180

NSK1 Angerville 2016 (FRA) 22-24/04/2016

3MK Events

Apex Timing





**Cadet**

**Essais Qualificatifs (QP)**

**Analyse**

Pour information, sans valeur officielle

Tours Secteur 1 Secteur 2 Secteur 3 mps au tour

**N°3 LEVEQUE Enzo**

1	34.119	30.840	31.466	1:36.425
2	30.199	28.957	31.010	1:30.166
3	30.243	29.046	30.423	1:29.712
4	29.313	27.641	29.947	1:26.901
5	29.362	27.821	29.977	1:27.160
6	29.239	27.317	29.545	1:26.101

**N°4 TREILLARD DE QUINEMO Guillaume**

1	34.873	30.233	32.086	1:37.192
2	30.905	29.066	31.346	1:31.317
3	29.546	28.683	30.515	1:28.744
4	29.474	27.985	30.337	1:27.796
5	29.095	28.320	29.953	1:27.368
6	29.790	28.023	29.427	1:27.240

**N°5 GORGÉ Baptiste**

1	35.625	30.584	30.614	1:36.823
2	30.406	29.098	29.919	1:29.423
3	30.270	28.757	29.994	1:29.021
4	29.608	27.665	29.758	1:27.031
5	28.768	27.962	29.042	1:25.772
6	28.854	27.688	28.944	1:25.486

**N°6 HADJAR Isack**

1	32.297	30.008	30.444	1:32.749
2	30.278	29.110	29.955	1:29.343
3	29.178	28.717	29.170	1:27.065
4	28.747	28.000	29.253	1:26.000
5	27.967	27.921	29.412	1:25.300

**N°7 MEGUETOUNIF Sami**

1	36.489	31.472	31.433	1:39.394
2	30.585	30.618	30.927	1:32.130
3	30.732	31.767	30.603	1:33.102
4	30.264	29.791	30.557	1:30.612

Tours Secteur 1 Secteur 2 Secteur 3 mps au tour

5	29.392	28.613	30.043	1:28.048
6	29.901	28.119	28.825	1:26.845

**N°8 VERDIER Enzo**

1	36.788	30.357	31.869	1:39.014
2	30.874	29.423	30.960	1:31.257
3	30.641	29.944	30.653	1:31.238
4	30.342	28.598	30.674	1:29.614
5	29.407	28.638	29.575	1:27.620
6	29.753	28.210	29.815	1:27.778

**N°9 METTETAL Jules**

1	32.187	28.648	30.006	1:30.841
2	29.375	28.149	29.642	1:27.166
3	28.852	27.801	28.963	1:25.616
4	28.849	27.315	29.042	1:25.206
5	28.248	27.102	28.894	1:24.244
6	28.130	27.061	28.066	1:23.257

**N°10 DUVIGNAU Xavier**

1	36.873	32.088	32.021	1:40.982
2	32.000	30.551	30.461	1:33.012
3	30.864	29.524	30.869	1:31.257
4	29.875	29.551	30.917	1:30.343
5	29.301	28.773	30.821	1:28.895
6	29.879	29.441	30.171	1:29.491

**N°12 GOVILLÉ Rémy**

1	34.782	31.587	31.237	1:37.606
2	30.159	28.499	30.920	1:29.578
3	29.058	28.006	30.000	1:27.064
4	29.156	27.891	29.454	1:26.501
5	28.780	27.052	29.083	1:24.915

**N°15 LAMBERT Néo**

1	36.346	32.050	30.299	1:38.695
2	30.348	30.228	30.656	1:31.232

Tours Secteur 1 Secteur 2 Secteur 3 mps au tour

3	31.241	29.597	29.546	1:30.384
4	29.247	28.318	29.473	1:27.038
5	28.462	27.909	29.236	1:25.607
6	29.701	28.169	28.191	1:26.061

**N°16 BERNIER Victor**

1	37.342	31.437	31.508	1:40.287
2	31.302	30.779	30.822	1:32.903
3	30.923	30.856	30.874	1:32.653
4	30.176	29.436	30.971	1:30.583
5	29.661	29.249	30.372	1:29.282
6	30.054	28.649	29.372	1:28.075

**N°17 PICQUE Alexandre**

1	37.305	31.199	31.861	1:40.365
2	31.519	29.332	30.748	1:31.599
3	30.346	29.578	31.010	1:30.934
4	29.581	28.637	29.921	1:28.139
5	29.548	28.301	29.835	1:27.684
6	29.942	28.161	30.169	1:28.272

**N°18 PIEL Côme**

1	33.397	31.446	32.938	1:37.781
2	30.995	29.584	30.327	1:30.906
3	29.985	29.173	29.929	1:29.087
4	29.588	28.575	29.064	1:27.227
5	29.862	28.498	29.089	1:27.449

**N°20 SIONVILLE Timothy**

1	34.081	29.911	31.687	1:35.679
2	29.574	28.849	29.329	1:27.752
3	29.771	27.536	28.470	1:25.777
4	28.139	26.547	28.143	1:22.829
5	28.048	26.407	28.085	1:22.540
6	28.567	26.073	27.995	1:22.635


NSK1 Angerville 2016 (FRA) 22-24/04/2016

3MK Events

Apex Timing 







### Cadet

### Essais Qualificatifs (QP)

### Analyse

Pour information, sans valeur officielle

Tours	Secteur 1	Secteur 2	Secteur 3	mps au tour	Tours	Secteur 1	Secteur 2	Secteur 3	mps au tour	Tours	Secteur 1	Secteur 2	Secteur 3	mps au tour
<b>N°25 FOURNIER Paul</b>					6	29.518	<b>28.810</b>	30.736	1:29.064	2	<b>31.269</b>	<b>29.071</b>	<b>30.970</b>	<b>1:31.310</b>
1	36.332	32.982	31.948	1:41.262	<b>N°33 SPENLE Evan</b>					3	<b>30.551</b>	29.723	<b>30.108</b>	<b>1:30.382</b>
2	31.707	28.803	30.494	1:31.004	1	36.561	30.388	31.231	1:38.180	4	30.228	29.321	30.438	1:29.987
3	30.593	31.255	30.624	1:32.472	2	30.263	29.063	30.531	1:29.857	5	29.295	<b>28.450</b>	<b>29.608</b>	<b>1:27.353</b>
4	30.148	29.018	30.502	1:29.668	3	30.067	28.975	30.808	1:29.850	6	<b>29.170</b>	29.609	<b>29.448</b>	1:28.227
5	<b>29.351</b>	<b>28.626</b>	<b>30.190</b>	<b>1:28.167</b>	4	29.209	27.406	30.215	1:26.830	<b>N°88 CHRISTEN Charles</b>				
6	29.544	28.889	<b>29.666</b>	<b>1:28.099</b>	5	29.147	27.179	29.791	1:26.117	1	36.356	30.886	31.002	1:38.244
<b>N°26 DAVID Hadrien</b>					6	<b>28.745</b>	<b>27.014</b>	<b>29.410</b>	<b>1:25.169</b>	2	31.835	30.455	30.947	1:33.237
1	31.788	29.574	30.222	1:31.584	<b>N°36 VAIR Hugo</b>					3	31.302	31.424	30.704	1:33.430
2	29.306	28.034	29.717	1:27.057	1	32.661	30.724	31.371	1:34.756	4	30.155	29.273	30.611	1:30.039
3	28.757	27.788	29.169	1:25.714	2	30.256	29.893	<b>30.564</b>	1:30.713	5	<b>29.752</b>	28.946	<b>29.559</b>	<b>1:28.257</b>
4	<b>28.237</b>	<b>26.931</b>	30.021	1:25.189	3	34.024	29.843	30.950	1:34.817	6	29.838	<b>28.740</b>	29.993	1:28.571
5	28.531	27.063	<b>28.852</b>	<b>1:24.446</b>	4	34.092	<b>29.142</b>	31.169	1:34.403	<b>N°97 FRAYSSE Kilian</b>				
<b>N°27 ROCHE Arthur</b>					5	<b>30.178</b>	<b>29.142</b>	30.744	<b>1:30.064</b>	1	32.077	28.530	29.490	1:30.097
1	32.435	28.545	29.386	1:30.366	<b>N°38 HAMON Ethan</b>					2	28.899	27.245	28.733	1:24.877
2	29.987	28.751	29.234	1:27.972	1	34.992	29.690	30.724	1:35.406	3	28.153	27.482	27.849	1:23.484
3	35.784	27.969	30.069	1:33.822	2	<b>30.646</b>	<b>29.098</b>	<b>29.423</b>	<b>1:29.167</b>	4	28.824	27.240	27.480	1:23.544
4	29.490	27.966	29.210	1:26.666	<b>N°44 JEAN Maxime</b>					5	27.872	27.384	28.215	1:23.471
5	28.654	27.293	28.872	1:24.819	1	33.766	30.102	30.669	1:34.537	6	<b>27.155</b>	<b>26.534</b>	<b>27.454</b>	<b>1:21.143</b>
6	<b>27.741</b>	<b>26.868</b>	<b>28.283</b>	<b>1:22.892</b>	2	29.793	28.749	30.479	<b>1:29.021</b>	<b>N°99 TRITZ Nicolas</b>				
<b>N°31 POULET Mathis</b>					3	51.826	28.175	35.038	1:55.039	1	35.993	31.390	31.649	1:39.032
1	37.303	32.668	31.305	1:41.276	4	39.486	30.134	<b>30.367</b>	1:39.987	2	30.858	29.315	30.285	1:30.458
2	32.417	30.975	30.678	1:34.070	5	<b>29.038</b>	<b>28.079</b>	32.130	1:29.247	3	30.353	29.342	29.961	1:29.656
3	31.797	33.917	31.406	1:37.120	<b>N°68 GASPERMENT-BRAYE Renaud</b>					4	30.485	<b>28.596</b>	<b>29.466</b>	<b>1:28.547</b>
4	37.235	30.449	30.214	1:37.898	1	38.651	37.218	29.987	1:45.856	5	30.311	28.798	30.054	1:29.163
5	<b>30.051</b>	<b>29.722</b>	<b>30.109</b>	<b>1:29.882</b>	2	31.035	29.096	<b>29.135</b>	1:29.266	6	<b>30.248</b>	29.189	29.694	1:29.131
<b>N°32 GAZIL Ugo</b>					3	30.607	30.707	30.096	1:31.410	<b>N°77 DROUX Damyen</b>				
1	34.406	29.880	30.801	1:35.087	4	30.746	29.449	30.635	1:30.830	1	34.749	30.798	31.852	1:37.399
2	31.086	29.491	30.934	1:31.511	5	30.030	28.674	29.536	1:28.240					
3	30.444	30.106	31.602	1:32.152	6	<b>29.702</b>	<b>28.070</b>	29.398	<b>1:27.170</b>					
4	30.750	29.066	30.691	1:30.507										
5	<b>29.406</b>	29.078	<b>30.444</b>	<b>1:28.928</b>										

NSK1 Angerville 2016 (FRA) 22-24/04/2016

3MK Events

Apex Timing

