

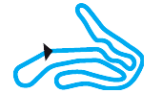


TROPHÉE OSCAR PETIT

ÉPREUVE 1

14 & 15 MARS 2015

Circuit International
BRUN
Team



X30

Pré Finale (PF)

Document 8 OFFICIEL

Résultats

Sous réserve du contrôle technique ou d'incidents d'ordre sportif

Cl	N°	Pilote	Classe	Club	CRK	Tours	Ecart	Interv.	Meilleur tour
1	2	MEUNIER Evan	X30	LYON	RHÔNE ALPES	14			57.027
2	10	BARBE John	X30	LYON	RHÔNE ALPES	14	0.090	0.090	56.955
3	16	GARCIA Sylver	X30	ANNEMASSE	RHÔNE ALPES	14	0.376	0.286	57.013
4	19	SOULIE Julien	X30	VARENNES	AUVERGNE	14	1.217	0.841	57.149
5	4	CERIBELLA Anthony	X30	SAVOIE	RHÔNE ALPES	14	1.321	0.104	56.918
6	30	CASTELLON Alexis	X30	LE COTEAU	AUVERGNE	14	2.839	1.518	57.271
7	7	HUBLET Axel	X30	ST AMAND	CENTRE	14	3.323	0.484	57.148
8	22	CAILLAULT Joan	X30	ST AMAND	CENTRE	14	4.306	0.983	56.919
9	24	POTAIN Mickael	X30	VARENNES	AUVERGNE	14	4.860	0.554	57.316
10	12	SARAZIN Adrien	X30	ST AMAND	CENTRE	14	5.600	0.740	57.211
11	5	JAYNE Kevin	X30	KART 2000	PACA	14	7.712	2.112	57.307
12	1	SAUSSAZ Dean	X30	GS Karting	SUISSE	14	9.095	1.383	57.410
13	18	LOUSSIER Paul	X30	KART 2000	PACA	14	10.710	1.615	57.580
14	14	MAZOU Hicham	X30	GS Karting	SUISSE	14	11.143	0.433	57.509
15	8	PERNET Cédric	X30	ASA LIVRADOIS FOREZ	AUVERGNE	14	11.340	0.197	57.515
16	20	BLAIZE Vincent	X30	VARENNES	AUVERGNE	14	11.352	0.012	57.233
17	32	NAVARRO Loïc	X30	LE COTEAU	AUVERGNE	14	11.768	0.416	57.270
18	28	ROMULUS Lucas	X30	AURILLAC	AUVERGNE	14	11.968	0.200	57.654
19	33	MONIER Jules	X30	KART 63	AUVERGNE	14	12.606	0.638	57.568
20	11	PAUCHARD Arnaud	X30	LE COTEAU	AUVERGNE	14	15.819	3.213	57.877
21	26	RASCLE Hugo	X30	VILLARS	AUVERGNE	14	16.336	0.517	57.784
22	29	MISSONNIER Nicolas	X30	PUMA FOREZ	AUVERGNE	14	16.617	0.281	57.632
23	6	CERIBELLA Guillaume	X30	VILLARS	AUVERGNE	14	16.769	0.152	57.772
24	27	LAURENT Mickael	X30	ST AMAND	CENTRE	14	19.302	2.533	57.713
25	31	NICOLAS Severine	X30	RIVE DE GIER	AUVERGNE	14	20.033	0.731	57.984
26	3	RAMOND-MAZOYER Tom	X30	KART 2000	PACA	14	20.190	0.157	58.040
27	15	MICHAUD Matthieu	X30	CHALON	BOURGOGNE F.COMTÉ	14	25.491	5.301	58.419
28	34	AGERON Julie	X30	VILLARS	AUVERGNE	14	33.255	7.764	58.614
29	9	CLAUDE Léonie	X30	BESANCON	BOURGOGNE F.COMTÉ	14	38.943	5.688	59.584
30	25	VALENTIN Brice	X30	VARENNES	AUVERGNE	6	8 Tours	8 Tours	58.423
31	17	RIFFARD Felix	X30	LAVILLEDIEU	RHÔNE ALPES	3	11 Tours	3 Tours	59.439
32	23	GONIN Pierre	X30	VARENNES	AUVERGNE	2	12 Tours	1 Tour	1:03.536
33	21	ASTIER Sébastien	X30	KART 63	AUVERGNE	1	13 Tours	1 Tour	1:06.494

Tête de course : N°2 MEUNIER Evan (1-3) / N°10 BARBE John (4-6) / N°4 CERIBELLA Anthony (7-9) / N°2 MEUNIER Evan (10-14)

Départ : 15/03 - 12:20:16

Meilleur tour : N°4 CERIBELLA Anthony 56.918 93,29 Km/h

Météo : Soleil Air : 8°C Piste : Sèche

Record de l'épreuve : N°4 CERIBELLA Anthony 56.686 93,67 Km/h

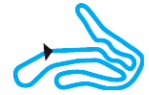


TROPHÉE OSCAR PETIT

ÉPREUVE 1

14 & 15 MARS 2015

Circuit International
BRUN
Team



X30

Pré Finale (PF)

Tableau des tours

Pour information, sans valeur officielle

	1	2	3	4	5	6	7	8	9	10	11	12	13	14	15	16	17	18	19	20	21	22	23	24	25	26	27	28	29	30	31	32	33
Grille	2	16	30	10	4	24	19	5	7	12	1	14	8	28	32	11	18	25	21	26	33	3	31	27	29	6	15	34	9	20	23	17	22
Départ	2	30	4	16	10	19	24	5	12	7	14	1	28	8	32	11	18	25	21	3	33	27	31	6	34	29	20	15	17	9	22	26	23
Tour 1 Intervalle	2	4	30	19	10	24	16	12	7	5	1	14	25	28	18	8	33	32	11	20	22	17	3	6	31	29	26	21	9	15	34	27	23
		0.3	0.3	0.0	0.1	0.2	0.2	1.3	0.2	0.1	0.0	0.2	0.0	0.1	0.1	0.1	0.1	0.2	0.2	0.2	0.4	0.3	0.7	0.1	0.5	0.0	0.5	0.5	0.3	0.0	0.1	2.5	2.5
Tour 2	2	4	10	19	30	24	16	12	7	5	25	1	28	18	8	33	14	22	17	20	11	32	6	3	29	26	31	15	34	9	27	23	
		0.2	0.1	0.5	0.0	0.1	0.1	1.4	0.1	0.5	0.4	0.0	0.3	0.6	0.4	0.3	0.1	0.0	0.5	0.2	0.1	0.2	0.6	0.2	0.2	0.2	0.3	1.0	0.8	0.4	0.9	6.8	
Tour 3	2	10	4	19	30	16	24	12	7	5	1	28	18	8	25	22	14	33	32	20	6	11	3	26	29	31	15	34	27	9	17		
		0.1	0.1	0.2	0.5	0.2	0.3	1.6	0.0	0.2	0.6	0.4	0.6	0.3	0.2	0.3	0.2	1.9	0.0	0.1	0.0	0.1	0.3	0.5	0.1	0.4	0.7	0.6	1.7	0.4	21.7		
Tour 4	10	4	19	16	30	24	2	12	7	5	1	28	8	18	22	14	25	32	33	20	11	26	6	29	3	31	15	34	27	9			
		0.1	0.1	0.1	0.2	0.1	0.1	1.1	0.2	0.2	0.2	0.6	0.8	0.1	0.2	0.8	0.1	2.0	0.0	0.1	0.6	0.7	0.2	0.1	0.5	0.3	0.2	0.2	1.3	2.4			
Tour 5	10	4	30	16	19	2	24	12	7	5	1	28	22	18	8	14	25	33	32	20	11	26	29	6	3	31	15	27	34	9			
		0.2	0.1	0.0	0.2	0.1	0.1	0.3	0.2	0.2	0.3	1.0	1.3	0.4	0.2	0.1	0.7	2.4	0.2	0.1	0.2	0.3	0.1	0.3	0.6	0.3	0.2	2.4	2.7	0.4			
Tour 6	10	4	16	30	2	19	7	5	12	24	1	28	22	18	14	8	25	32	33	20	11	26	6	29	31	15	3	27	34	9			
		0.1	0.2	0.1	0.1	0.5	0.7	0.6	0.4	0.7	0.4	0.0	0.3	0.4	0.3	0.1	1.5	2.0	0.0	0.3	0.8	0.3	0.1	0.3	0.9	0.5	0.1	1.7	3.7	1.2			
Tour 7	4	16	10	2	30	19	7	5	12	24	1	22	28	14	18	8	32	33	20	11	26	29	6	31	3	15	27	34	9				
		0.2	0.1	0.1	0.2	0.3	0.6	0.5	0.3	0.8	0.7	0.1	0.5	0.5	0.1	0.1	3.2	0.4	0.2	0.9	0.4	1.0	0.2	0.3	0.8	0.7	0.3	5.0	1.7				
Tour 8	4	2	16	30	10	19	7	5	12	24	22	1	28	14	18	8	32	20	33	11	26	29	6	31	3	27	15	34	9				
		0.7	0.1	0.1	0.3	0.1	0.3	0.4	0.2	1.0	0.9	0.4	0.1	0.6	0.7	0.2	2.4	0.5	0.3	1.0	0.6	0.5	0.7	1.0	0.3	1.3	0.4	5.4	2.4				
Tour 9	4	2	16	10	30	19	7	5	12	24	22	28	1	14	18	8	32	20	33	11	26	29	6	31	3	27	15	34	9				
		0.2	0.2	0.3	0.3	0.2	0.3	0.5	0.2	0.8	0.7	1.9	0.1	0.0	0.2	0.1	2.5	0.3	0.4	1.6	0.4	0.2	1.0	1.3	0.2	0.9	1.6	5.6	3.1				
Tour 10	2	4	16	10	19	30	7	5	12	24	22	28	1	14	18	8	20	32	33	11	26	29	6	31	3	27	15	34	9				
		0.1	0.0	0.1	0.2	0.1	0.2	0.8	0.1	0.9	0.5	2.6	0.1	0.9	0.1	0.1	1.5	0.0	0.8	1.7	0.3	0.6	0.8	1.4	0.3	0.7	2.4	6.3	3.5				
Tour 11	2	16	10	19	30	4	7	12	22	24	5	1	28	14	18	8	20	32	33	11	26	29	6	31	3	27	15	34	9				
		0.1	0.0	0.4	0.1	0.0	0.2	1.5	0.7	0.1	2.0	1.3	0.2	0.5	0.3	0.1	1.0	0.2	1.1	1.9	0.2	0.2	1.0	1.5	0.2	0.4	3.2	6.8	4.2				
Tour 12	2	16	10	19	4	30	7	12	22	24	5	1	28	14	18	8	20	32	33	11	26	29	6	31	27	3	15	34	9				
		0.1	0.0	0.5	0.8	0.3	0.7	0.2	0.3	0.5	2.2	1.6	0.6	0.1	0.0	0.1	0.6	0.3	1.6	2.1	0.3	0.1	0.9	1.7	0.6	0.2	3.9	7.1	4.6				
Tour 13	2	10	16	19	4	30	7	12	22	24	5	1	14	18	8	20	28	32	33	11	26	29	6	31	27	3	15	34	9				
		0.2	0.3	0.5	0.4	0.7	0.9	0.6	0.0	0.4	2.4	1.6	0.8	0.1	0.1	0.5	0.2	0.1	1.4	2.7	0.5	0.0	0.3	2.2	0.0	0.5	4.7	7.6	5.0				
Tour 14	2	10	16	19	4	30	7	22	24	12	5	1	18	14	8	20	32	28	33	11	26	29	6	27	31	3	15	34	9				
		0.0	0.2	0.8	0.1	1.5	0.4	0.9	0.5	0.7	2.1	1.3	1.6	0.4	0.1	0.0	0.4	0.2	0.6	3.2	0.5	0.2	0.1	2.5	0.7	0.1	5.3	7.7	5.6				



TROPHÉE OSCAR PETIT

ÉPREUVE 1

14 & 15 MARS 2015



X30

Pré Finale (PF) Analyse des tours

Pour information, sans valeur officielle

Tours	Secteur 1	Secteur 2	Secteur 3	mps au tour	Tours	Secteur 1	Secteur 2	Secteur 3	mps au tour	Tours	Secteur 1	Secteur 2	Secteur 3	mps au tour
N°1 SAUSSAZ Dean					N°4 CERIBELLA Anthony					N°6 CERIBELLA Guillaume				
1	18.383	23.666	20.172	1:02.221	8	16.052	22.761	19.402	58.215	1	20.328	24.326	19.703	1:04.357
2	17.158	23.060	19.247	59.465	9	16.009	22.933	19.274	58.216	2	16.808	23.510	19.438	59.756
3	15.830	22.833	19.248	57.911	10	15.952	22.843	19.276	58.071	3	16.331	22.976	19.511	58.818
4	15.817	22.720	19.161	57.698	11	16.009	22.838	19.193	58.040	4	17.041	23.114	19.916	1:00.071
5	15.705	22.630	19.075	57.410	12	15.989	23.285	19.321	58.595	5	16.490	22.640	19.367	58.497
6	15.802	24.581	19.322	59.705	13	15.938	22.791	19.319	58.048	6	16.113	22.863	19.336	58.312
7	15.627	22.767	19.263	57.657	14	16.162	22.907	19.632	58.701	7	16.458	23.287	19.453	59.198
8	16.297	22.666	19.139	58.102	N°5 JAYNE Kevin					8	16.122	22.800	19.178	58.100
9	16.189	23.254	19.403	58.846	1	17.348	23.151	19.490	59.989	9	16.025	22.667	19.305	57.997
10	15.918	23.063	18.999	57.980	2	16.384	23.001	19.219	58.604	10	16.085	22.608	19.250	57.943
11	15.825	22.818	19.147	57.790	3	16.176	22.648	19.001	57.825	11	16.056	22.667	19.202	57.925
12	15.740	22.911	19.162	57.813	4	16.064	23.156	19.418	58.638	12	16.001	22.628	19.143	57.772
13	15.799	22.821	19.194	57.814	5	15.952	23.167	19.313	58.432	13	15.962	22.664	19.223	57.849
14	15.864	22.768	19.183	57.815	6	15.846	22.595	19.095	57.536	14	15.998	22.856	19.278	58.132
N°2 MEUNIER Evan					N°7 HUBLET Axel					N°8 PERNET Cédric				
1	17.118	23.330	19.445	59.893	1	18.059	24.029	20.123	1:02.211	1	19.344	23.574	19.787	1:02.705
2	16.469	22.992	19.212	58.673	2	16.413	22.964	19.156	58.533	2	17.417	23.062	19.641	1:00.120
3	15.917	22.808	19.123	57.848	3	15.976	22.614	19.511	58.101	3	16.005	22.578	19.331	57.914
4	16.132	22.936	20.730	59.798	4	16.197	22.683	19.126	58.006	4	15.968	22.615	19.210	57.793
5	16.054	22.821	19.310	58.185	5	15.806	22.536	19.106	57.448	5	16.407	22.625	19.890	58.922
6	15.983	22.571	18.837	57.391	6	15.865	22.995	19.055	57.915	6	16.157	22.643	19.133	57.933
7	15.875	22.563	18.972	57.410	7	15.843	22.576	19.072	57.491	7	16.016	22.643	19.235	57.894
8	16.016	22.721	19.022	57.759	8	15.837	22.667	18.979	57.483					
9	15.613	22.505	18.924	57.042	9	15.634	22.863	18.945	57.442					
10	15.566	22.641	19.334	57.541	10	15.645	22.585	18.918	57.148					
11	15.666	22.472	19.040	57.178	11	15.714	22.621	19.010	57.345					
12	15.624	22.518	18.979	57.121	12	15.727	22.749	20.161	58.637					
13	15.583	22.515	18.929	57.027	13	15.825	22.647	19.004	57.476					
14	15.627	22.566	19.011	57.204	14	15.797	22.625	18.931	57.353					

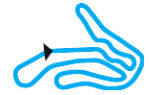


TROPHÉE OSCAR PETIT

ÉPREUVE 1

14 & 15 MARS 2015

Circuit International
BRUN
Team



X30

Pré Finale (PF)

Analyse des tours

Pour information, sans valeur officielle

Tours	Secteur 1	Secteur 2	Secteur 3	mps au tour
8	16.266	22.591	19.609	58.466
9	15.879	22.510	19.126	57.515
10	15.932	23.433	19.381	58.746
11	15.986	22.618	19.084	57.688
12	15.889	22.421	19.331	57.641
13	16.234	22.616	19.102	57.952
14	15.938	23.790	19.180	58.908

N°9 CLAUDE Léonie

Tours	Secteur 1	Secteur 2	Secteur 3	mps au tour
1	20.788	24.571	20.302	1:05.661
2	17.076	23.602	20.518	1:01.196
3	16.638	23.532	20.352	1:00.522
4	16.667	23.479	20.010	1:00.156
5	16.695	23.529	19.797	1:00.021
6	16.517	23.633	19.949	1:00.099
7	16.559	23.282	19.937	59.778
8	16.647	23.351	19.960	59.958
9	16.601	23.374	19.941	59.916
10	16.543	23.372	19.815	59.730
11	16.427	23.353	19.889	59.669
12	16.433	23.269	19.882	59.584
13	16.548	23.410	19.849	59.807
14	16.681	23.478	19.854	1:00.013

N°10 BARBE John

Tours	Secteur 1	Secteur 2	Secteur 3	mps au tour
1	17.681	23.202	19.522	1:00.405
2	16.292	22.835	19.038	58.165
3	15.872	22.636	19.045	57.553
4	15.906	23.111	19.644	58.661
5	16.385	22.615	19.304	58.304
6	15.934	22.604	19.096	57.634
7	16.110	22.620	19.170	57.900
8	16.706	23.002	18.831	58.539
9	15.613	22.442	18.900	56.955
10	15.781	22.540	19.142	57.463
11	15.689	22.486	18.835	57.010
12	15.684	22.498	18.915	57.097
13	15.699	22.498	18.800	56.997
14	15.734	22.487	18.846	57.067

N°11 PAUCHARD Arnaud

Tours	Secteur 1	Secteur 2	Secteur 3	mps au tour
1	19.809	23.690	19.676	1:03.175
2	17.271	24.066	19.425	1:00.762
3	16.399	23.110	20.346	59.855
4	16.549	23.211	19.187	58.947
5	16.092	22.723	19.696	58.511
6	15.965	22.815	19.992	58.772

N°12 SARAZIN Adrien

Tours	Secteur 1	Secteur 2	Secteur 3	mps au tour
7	15.964	22.677	19.236	57.877
8	15.923	22.746	19.302	57.971
9	16.192	22.776	19.214	58.182
10	15.901	22.708	19.281	57.890
11	15.992	22.862	19.264	58.118
12	15.848	22.768	19.266	57.882
13	16.049	22.975	19.316	58.340
14	16.094	22.806	19.285	58.185

N°12 SARAZIN Adrien

Tours	Secteur 1	Secteur 2	Secteur 3	mps au tour
1	18.251	23.740	19.950	1:01.941
2	16.264	23.120	19.270	58.654
3	15.862	22.796	19.537	58.195
4	16.020	22.706	19.039	57.765
5	15.821	22.740	18.977	57.538
6	15.943	24.176	19.104	59.223
7	15.728	22.678	18.892	57.298
8	15.662	22.532	19.017	57.211
9	16.030	22.711	18.934	57.675
10	15.627	22.661	18.998	57.286
11	16.116	22.644	19.079	57.839
12	15.695	22.659	19.032	57.386
13	15.800	22.881	19.162	57.843
14	17.176	22.890	18.947	59.013

N°14 MAZOU Hicham

Tours	Secteur 1	Secteur 2	Secteur 3	mps au tour
1	18.387	23.805	20.242	1:02.434
2	17.193	23.464	20.424	1:01.081
3	16.032	23.035	19.237	58.304
4	15.802	23.182	19.288	58.272
5	15.911	22.683	19.204	57.798
6	15.804	22.658	19.184	57.646
7	15.782	22.767	19.164	57.713

Tours	Secteur 1	Secteur 2	Secteur 3	mps au tour
8	16.106	22.694	18.986	57.786
9	15.877	22.559	19.645	58.081
10	15.961	23.572	19.344	58.877
11	15.811	22.613	19.085	57.509
12	15.721	22.597	19.524	57.842
13	16.113	22.704	19.100	57.917
14	16.341	22.881	19.795	59.017

N°15 MICHAUD Matthieu

Tours	Secteur 1	Secteur 2	Secteur 3	mps au tour
1	21.402	24.541	20.068	1:06.011
2	16.677	23.428	19.669	59.774
3	16.324	23.265	19.474	59.063
4	16.300	23.167	19.487	58.954
5	16.034	23.057	19.328	58.419
6	16.342	23.105	19.415	58.862
7	16.720	23.135	19.588	59.443
8	16.390	23.448	19.480	59.318
9	16.533	23.064	19.386	58.983
10	16.168	23.016	19.483	58.667
11	16.153	22.979	19.350	58.482
12	16.486	23.072	19.331	58.889
13	16.205	23.230	19.410	58.845
14	16.549	23.186	19.523	59.258

N°16 GARCIA Sylvér

Tours	Secteur 1	Secteur 2	Secteur 3	mps au tour
1	17.961	23.361	19.734	1:01.056
2	16.589	22.952	19.014	58.555
3	15.920	22.854	18.981	57.755
4	15.760	22.649	19.530	57.939
5	16.127	22.709	19.532	58.368
6	16.125	22.582	18.809	57.516
7	15.945	22.496	18.999	57.440
8	16.222	22.924	19.013	58.159
9	15.635	22.638	18.856	57.129
10	15.682	22.548	19.373	57.603
11	15.723	22.485	18.880	57.088
12	15.636	22.549	18.921	57.106
13	15.916	22.569	18.940	57.425
14	15.623	22.494	18.896	57.013



TROPHÉE OSCAR PETIT

ÉPREUVE 1

14 & 15 MARS 2015

Circuit International
BRUN



X30

Pré Finale (PF)

Analyse des tours

Pour information, sans valeur officielle

Tours	Secteur 1	Secteur 2	Secteur 3	mps au tour	Tours	Secteur 1	Secteur 2	Secteur 3	mps au tour	Tours	Secteur 1	Secteur 2	Secteur 3	mps au tour
N°17 RIFFARD Felix					3	16.385	22.930	20.434	59.749	5	16.097	23.185	19.247	58.529
1	19.447	24.036	19.447	1:02.930	4	16.605	22.966	19.009	58.580	6	16.137	24.897	19.265	1:00.299
2	16.444	23.446	19.549	59.439	5	15.986	23.044	19.852	58.882	7	15.751	22.570	19.095	57.416
3	16.213	22.892	47.882	1:26.987	6	15.848	22.854	19.488	58.190	8	15.751	22.602	19.069	57.422
N°18 LOUSSIER Paul					7	15.825	22.653	19.322	57.800	9	15.744	22.642	19.012	57.398
1	18.736	23.552	19.969	1:02.257	8	15.742	22.762	19.040	57.544	10	15.758	22.619	19.073	57.450
2	17.104	23.133	19.547	59.784	9	15.845	22.711	18.925	57.481	11	15.878	22.662	19.241	57.781
3	15.981	22.789	19.272	58.042	10	15.831	22.608	18.846	57.285	12	15.747	22.547	19.022	57.316
4	16.062	22.946	19.238	58.246	11	15.676	22.654	18.943	57.273	13	15.709	22.700	19.122	57.531
5	15.846	22.984	19.757	58.587	12	15.740	22.573	18.920	57.233	14	15.973	22.675	19.083	57.731
6	15.897	22.628	19.172	57.697	13	15.942	22.673	19.208	57.823	N°25 VALENTIN Brice				
7	15.858	22.862	19.480	58.200	14	15.815	22.711	19.838	58.364	1	18.326	23.534	20.004	1:01.864
8	16.193	22.676	19.523	58.392	N°21 ASTIER Sébastien					2	16.648	22.962	19.518	59.128
9	15.847	22.574	19.159	57.580	1	21.601	24.438	20.455	1:06.494	3	16.205	23.791	19.600	59.596
10	15.854	23.463	19.468	58.785	N°22 CAILLAULT Joan					4	16.021	23.476	19.528	59.025
11	15.925	22.628	19.089	57.642	1	19.047	23.577	19.372	1:01.996	5	16.179	22.830	19.414	58.423
12	15.754	22.539	19.306	57.599	2	16.527	23.479	19.177	59.183	6	16.160	22.855	19.468	58.483
13	16.258	22.714	19.047	58.019	3	16.248	22.755	19.079	58.082	N°26 RASCLE Hugo				
14	15.974	23.021	19.408	58.403	4	15.711	22.942	18.943	57.596	1	19.987	24.115	19.772	1:03.874
N°19 SOULIE Julien					5	15.757	22.896	19.275	57.928	2	16.331	23.269	19.660	59.260
1	17.356	23.256	19.560	1:00.172	6	15.975	22.665	19.049	57.689	3	16.325	23.213	19.545	59.083
2	16.729	23.038	19.135	58.902	7	15.732	22.704	18.940	57.376	4	16.358	22.865	19.588	58.811
3	15.763	22.635	18.992	57.390	8	15.897	22.638	18.967	57.502	5	16.063	22.876	19.231	58.170
4	15.825	23.006	19.713	58.544	9	15.784	22.481	18.948	57.213	6	15.931	22.745	20.087	58.763
5	15.934	22.702	20.136	58.772	10	15.788	22.533	18.952	57.273	7	15.829	22.888	19.282	57.999
6	16.319	22.721	19.013	58.053	11	15.758	22.428	18.893	57.079	8	15.976	22.724	19.408	58.108
7	15.767	22.704	19.057	57.528	12	15.692	22.410	18.817	56.919	9	15.964	22.732	19.332	58.028
8	15.960	22.801	19.077	57.838	13	15.684	22.732	19.215	57.631	10	15.798	22.707	19.279	57.784
9	15.812	22.612	18.939	57.363	14	16.018	22.578	19.035	57.631	11	15.848	22.850	19.302	58.000
10	15.649	22.450	19.050	57.149	N°23 GONIN Pierre					12	15.793	22.887	19.321	58.001
11	15.684	22.566	19.001	57.251	1	21.752	25.892	22.281	1:09.925	13	15.873	22.917	19.757	58.547
12	15.675	22.589	18.933	57.197	2	17.515	24.707	21.314	1:03.536	14	15.868	22.794	19.458	58.120
13	15.695	22.670	18.935	57.300	N°24 POTAIN Mickael					N°27 LAURENT Mickael				
14	15.632	22.594	19.120	57.346	1	18.010	23.149	19.358	1:00.517	1	24.247	25.214	19.977	1:09.438
N°20 BLAIZE Vincent					2	16.548	22.945	19.210	58.703	2	16.311	23.191	19.789	59.291
1	19.063	23.767	19.498	1:02.328	3	15.967	23.100	19.136	58.203	3	16.151	23.230	19.725	59.106
2	16.760	23.762	19.862	1:00.384	4	15.868	22.723	19.499	58.090	4	16.086	22.665	19.474	58.225
										5	16.014	22.811	20.420	59.245

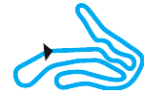


TROPHÉE OSCAR PETIT

ÉPREUVE 1

14 & 15 MARS 2015

Circuit International
BRUN



X30

Pré Finale (PF)

Analyse des tours

Pour information, sans valeur officielle

Tours	Secteur 1	Secteur 2	Secteur 3	mps au tour	Tours	Secteur 1	Secteur 2	Secteur 3	mps au tour	Tours	Secteur 1	Secteur 2	Secteur 3	mps au tour
6	15.996	22.807	19.497	58.300	14	16.073	22.887	19.357	58.317	7	15.803	22.570	19.155	57.528
7	16.030	22.693	19.230	57.953						8	15.889	22.721	19.144	57.754
8	16.170	22.903	19.366	58.439	N°30 CASTELLON Alexis					9	15.886	22.675	19.059	57.620
9	15.810	22.673	19.362	57.845	1	17.218	23.233	20.035	1:00.486	10	15.853	22.612	19.261	57.726
10	15.826	22.704	19.300	57.830	2	16.677	22.980	19.382	59.039	11	15.922	22.589	18.986	57.497
11	15.763	22.740	19.210	57.713	3	15.873	22.839	19.126	57.838	12	15.802	22.461	19.007	57.270
12	15.760	22.942	19.225	57.927	4	16.082	22.965	19.380	58.427	13	15.836	22.767	19.285	57.888
13	15.751	22.772	19.225	57.748	5	16.002	22.620	19.374	57.996	14	15.828	23.127	19.428	58.383
14	16.032	22.959	19.367	58.358	6	16.044	22.566	19.115	57.725	N°33 MONIER Jules				
N°28 ROMULUS Lucas					7	16.179	22.620	19.068	57.867	1	18.797	23.693	19.648	1:02.138
1	19.007	23.583	19.973	1:02.563	8	15.895	22.896	18.970	57.761	2	17.035	23.210	20.034	1:00.279
2	16.984	23.088	19.292	59.364	9	15.723	22.753	19.130	57.606	3	16.583	23.110	20.717	1:00.410
3	15.811	22.979	19.201	57.991	10	15.967	22.465	19.073	57.505	4	16.569	22.779	19.288	58.636
4	15.927	22.754	19.250	57.931	11	15.667	22.504	19.100	57.271	5	16.061	23.111	19.508	58.680
5	15.909	22.683	19.207	57.799	12	16.250	22.728	19.199	58.177	6	15.972	22.711	19.488	58.171
6	15.960	23.365	19.386	58.711	13	15.740	22.569	19.032	57.341	7	15.994	22.663	19.278	57.935
7	15.865	23.120	19.240	58.225	14	15.800	22.660	19.315	57.775	8	15.905	23.042	19.161	58.108
8	15.901	22.711	19.042	57.654	N°31 NICOLAS Severine					9	15.790	22.686	19.092	57.568
9	15.933	23.160	19.401	58.494	1	19.965	24.840	20.168	1:04.973	10	15.947	22.643	19.199	57.789
10	15.918	22.871	19.199	57.988	2	16.958	23.741	19.594	1:00.293	11	15.811	22.814	19.228	57.853
11	15.934	23.061	19.159	58.154	3	16.351	23.400	19.598	59.349	12	15.790	22.661	19.254	57.705
12	15.812	23.053	19.371	58.236	4	16.659	23.379	19.448	59.486	13	15.884	22.633	19.198	57.715
13	16.744	22.725	19.667	59.136	5	16.099	23.009	19.307	58.415	14	15.914	22.726	19.128	57.768
14	15.835	23.348	19.548	58.731	6	16.105	23.060	19.391	58.556	N°34 AGERON Julie				
N°29 MISSONNIER Nicolas					7	16.129	22.887	19.339	58.355	1	21.317	25.228	19.976	1:06.521
1	20.584	24.125	19.947	1:04.656	8	16.159	22.932	19.673	58.764	2	17.070	23.514	19.884	1:00.468
2	16.558	23.381	19.613	59.552	9	16.032	22.845	19.418	58.295	3	16.237	23.161	19.406	58.804
3	16.411	23.344	19.804	59.559	10	15.874	22.845	19.294	58.013	4	16.310	23.098	19.206	58.614
4	16.600	23.223	19.205	59.028	11	16.032	22.776	19.246	58.054	5	16.260	22.921	24.175	1:03.356
5	16.039	22.766	19.152	57.957	12	15.793	22.923	19.268	57.984	6	16.360	23.299	19.612	59.271
6	16.008	23.077	19.905	58.990	13	15.896	22.892	19.547	58.335	7	16.365	23.425	19.477	59.267
7	16.250	22.978	19.412	58.640	14	16.463	23.022	19.669	59.154	8	16.402	23.382	19.480	59.264
8	15.865	22.648	19.119	57.632	N°32 NAVARRO Loïc					9	16.479	23.138	19.605	59.222
9	15.948	22.644	19.119	57.711	1	19.629	23.680	19.716	1:03.025	10	16.376	23.229	19.752	59.357
10	15.795	23.086	19.245	58.126	2	17.177	24.591	19.484	1:01.252	11	16.215	23.247	19.498	58.960
11	15.763	22.719	19.180	57.662	3	16.359	23.146	19.740	59.245	12	16.288	23.216	19.676	59.180
12	15.785	22.756	19.366	57.907	4	16.109	22.748	19.617	58.474	13	16.464	23.258	19.621	59.343
13	15.937	22.929	19.596	58.462	5	16.469	22.943	19.625	59.037	14	16.393	23.233	19.796	59.422
					6	16.079	22.662	19.102	57.843					



TROPHÉE OSCAR PETIT ÉPREUVE 1

14 & 15 MARS 2015

Circuit International
BRUN
Team



X30

Pré Finale (PF)

Document 7

Grille de départ

Sous réserve du contrôle technique ou d'incidents d'ordre sportif

		17	22	CAILLAULT Joan
17	RIFFARD Felix	16	23	GONIN Pierre
20	BLAIZE Vincent	15	9	CLAUDE Léonie
34	AGERON Julie	14	15	MICHAUD Matthieu
6	CERIBELLA Guillaume	13	29	MISSONNIER Nicolas
27	LAURENT Mickael	12	31	NICOLAS Severine
3	RAMOND-MAZOYER Tom	11	33	MONIER Jules
26	RASCLE Hugo	10	21	ASTIER Sébastien
25	VALENTIN Brice	9	18	LOUSSIER Paul
11	PAUCHARD Arnaud	8	32	NAVARRO Loïc
28	ROMULUS Lucas	7	8	PERNET Cédric
14	MAZOU Hicham	6	1	SAUSSAZ Dean
12	SARAZIN Adrien	5	7	HUBLET Axel
5	JAYNE Kevin	4	19	SOULIE Julien
24	POTAIN Mickael	3	4	CERIBELLA Anthony
10	BARBE John	2	30	CASTELLON Alexis
16	GARCIA Sylver	1	2	MEUNIER Evan

POLE POSITION



Départ : 15/03 - 11:40 14 Tours = 20,650 Km