



TROPHÉE OSCAR PETIT

ÉPREUVE 1

14 & 15 MARS 2015

Circuit International
BRUN
Team



X30

**Finale (F)
Résultats**

Document 10 OFFICIEL

Sous réserve du contrôle technique ou d'incidents d'ordre sportif

Cl	N°	Pilote	Classe	Club	CRK	Tours	Ecart	Interv.	Meilleur tour
1	2	MEUNIER Evan	X30	LYON	RHÔNE ALPES	14			57.091
2	10	BARBE John	X30	LYON	RHÔNE ALPES	14	0.130	0.130	57.442
3	24	POTAIN Mickael	X30	VARENNES	AUVERGNE	14	0.283	0.153	56.978
4	1	SAUSSAZ Dean	X30	GS Karting	SUISSE	14	0.475	0.192	57.659
5	12	SARAZIN Adrien	X30	ST AMAND	CENTRE	14	1.386	0.911	57.460
6	16	GARCIA Sylver	X30	ANNEMASSE	RHÔNE ALPES	14	1.552	0.166	57.375
7	32	NAVARRO Loïc	X30	LE COTEAU	AUVERGNE	14	1.647	0.095	57.528
8	28	ROMULUS Lucas	X30	AURILLAC	AUVERGNE	14	2.160	0.513	57.515
9	8	PERNET Cédric	X30	ASA LIVRADOIS FOREZ	AUVERGNE	14	2.482	0.322	57.639
10	17	RIFFARD Felix	X30	LAVILLEDIEU	RHÔNE ALPES	14	2.797	0.315	57.315
11	5	JAYNE Kevin	X30	KART 2000	PACA	14	6.289	3.492	57.410
12	18	LOUSSIER Paul	X30	KART 2000	PACA	14	7.066	0.777	57.769
13	14	MAZOU Hicham	X30	GS Karting	SUISSE	14	7.177	0.111	57.597
14	6	CERIBELLA Guillaume	X30	VILLARS	AUVERGNE	14	8.152	0.975	57.971
15	11	PAUCHARD Arnaud	X30	LE COTEAU	AUVERGNE	14	8.264	0.112	57.781
16	25	VALENTIN Brice	X30	VARENNES	AUVERGNE	14	10.382	2.118	57.891
17	26	RASCLE Hugo	X30	VILLARS	AUVERGNE	14	10.517	0.135	57.807
18	3	RAMOND-MAZOYER Tom	X30	KART 2000	PACA	14	12.533	2.016	58.072
19	21	ASTIER Sébastien	X30	KART 63	AUVERGNE	14	13.312	0.779	58.061
20	27	LAURENT Mickael	X30	ST AMAND	CENTRE	14	13.505	0.193	58.133
21	7	HUBLET Axel	X30	ST AMAND	CENTRE	14	20.807	7.302	57.539
22	15	MICHAUD Matthieu	X30	CHALON	BOURGOGNE F.COMTÉ	14	29.174	8.367	58.817
23	31	NICOLAS Severine	X30	RIVE DE GIER	AUVERGNE	14	29.332	0.158	58.943
24	9	CLAUDE Léonie	X30	BESANCON	BOURGOGNE F.COMTÉ	14	32.382	3.050	59.309
25	34	AGERON Julie	X30	VILLARS	AUVERGNE	14	44.807	12.425	59.260
26	23	GONIN Pierre	X30	VARENNES	AUVERGNE	12	2 Tours	2 Tours	1:00.688
27	4	CERIBELLA Anthony	X30	SAVOIE	RHÔNE ALPES	11	3 Tours	1 Tour	57.305
28	33	MONIER Jules	X30	KART 63	AUVERGNE	7	7 Tours	4 Tours	57.778
29	19	SOULIE Julien	X30	VARENNES	AUVERGNE	7	7 Tours	14.098	58.033
30	22	CAILLAULT Joan	X30	ST AMAND	CENTRE	6	8 Tours	1 Tour	57.547
31	20	BLAIZE Vincent	X30	VARENNES	AUVERGNE	2	12 Tours	4 Tours	1:04.735
32	30	CASTELLON Alexis	X30	LE COTEAU	AUVERGNE	1	13 Tours	1 Tour	1:00.869
33	29	MISSONNIER Nicolas	X30	PUMA FOREZ	AUVERGNE	0	14 Tours	1 Tour	

Tête de course : N°10 BARBE John (1-1) / N°2 MEUNIER Evan (2-2) / N°10 BARBE John (3-10) / N°2 MEUNIER Evan (11-14)

Départ : 15/03 - 15:34:54

Meilleur tour : N°24 POTAIN Mickael 56.978 93,19 Km/h

Météo : Soleil Air : 10°C Piste : Sèche

Record de l'épreuve : N°4 CERIBELLA Anthony 56.686 93,67 Km/h

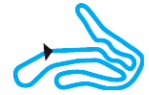


TROPHÉE OSCAR PETIT

ÉPREUVE 1

14 & 15 MARS 2015

Circuit International
BRUN
Team



X30

Finale (F)

Tableau des tours

Pour information, sans valeur officielle

	1	2	3	4	5	6	7	8	9	10	11	12	13	14	15	16	17	18	19	20	21	22	23	24	25	26	27	28	29	30	31	32	33
Grille	2	10	16	19	4	30	7	22	24	12	5	1	18	14	8	20	32	28	33	11	26	29	6	27	31	3	15	34	9	25	17	23	21
Départ	10	2	16	19	4	7	30	24	22	5	12	1	14	18	8	20	32	28	33	11	6	29	31	26	15	27	9	3	17	34	25	21	23
Tour 1 Intervalle	10	2	16	30	19	4	7	24	1	22	5	12	28	18	33	11	8	32	14	20	6	26	27	25	17	9	3	21	15	31	23	34	
		0.0	0.4	0.4	0.1	0.1	0.2	0.1	0.2	0.2	0.2	0.1	0.3	0.2	0.2	0.8	0.2	0.1	0.7	0.6	0.2	0.4	0.2	0.4	0.3	0.3	0.1	0.1	0.6	0.2	2.7	12.1	
Tour 2	2	10	19	16	4	22	24	1	12	5	28	18	33	11	32	8	14	26	6	25	17	27	3	21	9	15	31	23	20	7	34		
		0.1	0.3	0.1	0.3	0.7	0.1	0.4	0.2	0.3	0.1	0.1	0.3	0.6	0.1	0.2	0.2	1.7	0.1	0.8	0.1	0.2	0.7	0.5	1.9	0.1	0.2	3.6	0.8	6.2	3.8		
Tour 3	10	19	4	16	2	24	22	1	12	5	18	28	32	33	8	11	14	6	26	17	25	27	3	21	9	31	15	23	7	34			
		0.2	0.1	0.1	0.3	0.1	0.1	0.6	0.2	0.1	0.3	0.3	0.5	0.2	0.6	0.1	0.2	1.8	0.3	0.0	0.4	0.4	0.9	0.5	4.2	0.4	0.3	3.7	5.7	3.7			
Tour 4	10	4	2	19	24	22	16	1	5	12	28	32	18	33	8	14	11	17	6	25	26	27	3	21	9	15	31	23	7	34			
		0.2	0.3	0.1	0.1	0.2	0.1	0.2	0.2	0.6	0.2	0.2	0.0	0.4	0.6	0.7	0.0	1.9	0.2	0.9	0.3	0.1	0.3	0.7	5.6	0.6	0.3	5.3	2.1	5.9			
Tour 5	10	2	24	22	4	19	16	1	5	12	28	32	18	33	8	14	11	17	6	25	26	27	3	21	9	31	15	7	23	34			
		0.2	0.1	0.2	0.1	0.1	0.1	0.4	0.0	0.1	0.5	0.3	0.8	0.1	0.2	0.3	0.7	1.3	0.5	1.4	0.1	0.4	0.2	0.9	7.1	0.6	0.3	5.7	0.8	6.8			
Tour 6	10	4	2	24	16	5	1	32	28	12	18	19	33	8	14	11	17	6	25	26	3	27	21	9	31	15	7	23	34	22			
		0.1	0.0	0.2	0.1	0.8	0.2	0.6	0.3	0.2	0.0	0.2	0.0	0.1	0.3	0.8	1.0	1.0	2.2	0.1	0.4	0.1	0.5	8.5	0.0	0.4	4.3	3.4	5.7	8.55			
Tour 7	10	4	2	24	16	1	32	28	18	12	33	14	8	11	17	6	5	26	25	3	27	21	19	9	31	15	7	23	34				
		0.3	0.4	0.4	0.3	0.3	0.5	0.2	0.0	0.1	0.2	0.1	1.0	0.1	1.5	1.1	2.1	0.1	0.5	0.2	0.1	6.5	3.1	0.6	0.2	1.6	6.7	4.0					
Tour 8	10	4	2	24	16	1	32	28	12	8	17	11	18	6	14	5	26	25	3	21	27	31	7	9	15	23	34						
		0.2	0.2	0.3	0.7	0.6	0.4	0.4	0.4	1.0	1.7	0.9	0.1	0.1	0.6	0.2	1.7	0.2	0.4	0.6	0.0	11.4	0.0	0.3	0.0	9.6	2.4						
Tour 9	10	2	4	24	16	1	32	28	12	8	17	18	11	6	5	14	26	25	3	21	27	7	31	15	9	23	34						
		0.1	0.1	0.2	0.8	0.9	0.1	0.5	0.3	1.5	1.5	1.5	0.4	0.1	0.4	0.2	1.5	0.1	0.5	0.6	0.0	11.2	1.0	0.6	0.4	10.9	0.6						
Tour 10	10	4	2	24	16	1	32	12	28	8	17	18	11	5	6	14	26	25	3	21	27	7	31	15	9	34	23						
		0.1	0.0	0.1	0.6	1.2	0.1	0.6	0.1	1.6	1.2	1.9	0.2	0.2	0.3	0.2	1.6	0.2	0.8	0.6	0.1	10.7	2.4	0.4	0.9	12.2	1.2						
Tour 11	2	4	10	16	24	1	32	12	28	8	17	18	5	11	14	6	26	25	3	27	21	7	31	15	9	34	23						
		0.1	0.1	0.1	0.1	1.2	0.3	0.1	0.1	1.8	1.1	2.3	0.2	0.3	0.3	0.2	1.6	0.1	1.2	1.0	0.2	9.4	3.8	0.5	1.3	12.4	2.7						
Tour 12	2	10	24	1	12	28	16	32	8	17	5	18	11	14	6	25	26	3	27	21	7	31	15	9	34	23							
		0.1	0.4	0.3	0.6	0.1	0.2	0.0	1.5	0.8	2.9	0.4	0.1	0.3	0.3	1.7	0.0	1.5	0.8	0.1	9.0	4.9	0.3	2.0	12.5	5.4							
Tour 13	2	10	24	1	12	16	32	28	8	17	5	18	14	6	11	25	26	3	27	21	7	31	15	9	34								
		0.1	0.1	0.3	0.9	0.2	0.3	0.4	0.5	0.6	3.0	0.6	0.3	0.5	0.0	1.9	0.2	1.7	0.3	0.1	8.6	6.2	0.3	2.7	12.6								
Tour 14	2	10	24	1	12	16	32	28	8	17	5	18	14	6	11	25	26	3	21	27	7	15	31	9	34								
		0.1	0.1	0.1	0.9	0.1	0.0	0.5	0.3	0.3	3.4	0.7	0.1	0.9	0.1	2.1	0.1	2.0	0.7	0.1	7.3	8.3	0.1	3.0	12.4								

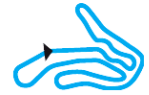


TROPHÉE OSCAR PETIT

ÉPREUVE 1

14 & 15 MARS 2015

Circuit International
BRUN
Team



X30

Finale (F)

Analyse des tours

Pour information, sans valeur officielle

Tours	Secteur 1	Secteur 2	Secteur 3	mps au tour	Tours	Secteur 1	Secteur 2	Secteur 3	mps au tour	Tours	Secteur 1	Secteur 2	Secteur 3	mps au tour
N°1 SAUSSAZ Dean					8	16.033	22.757	19.282	58.072	4	16.020	22.801	19.784	58.605
1	17.765	23.689	19.579	1:01.033	9	16.107	22.709	19.347	58.163	5	15.988	22.685	19.300	57.973
2	16.580	23.219	19.365	59.164	10	16.015	22.806	19.331	58.152	6	15.963	22.710	19.419	58.092
3	15.758	22.935	19.274	57.967	11	16.003	22.924	19.463	58.390	7	16.105	22.766	19.319	58.190
4	15.893	22.896	19.195	57.984	12	16.038	22.926	19.493	58.457	8	16.136	23.095	19.368	58.599
5	15.889	22.881	19.322	58.092	13	16.132	22.947	19.522	58.601	9	16.171	23.012	19.277	58.460
6	16.222	22.998	19.222	58.442	14	16.094	22.854	19.535	58.483	10	15.947	23.015	19.202	58.164
7	15.813	23.105	19.709	58.627	N°4 CERIBELLA Anthony					11	15.930	22.762	19.653	58.345
8	15.756	22.763	19.140	57.659	1	17.795	23.757	19.704	1:01.256	12	15.943	23.128	19.176	58.247
9	15.743	22.855	19.155	57.753	2	16.146	23.015	19.248	58.409	13	15.937	22.884	19.150	57.971
10	15.742	22.862	19.182	57.786	3	15.816	22.623	19.513	57.952	14	15.811	22.665	19.561	58.037
11	15.785	22.775	19.172	57.732	4	15.995	22.967	19.127	58.089	N°7 HUBLET Axel				
12	15.869	22.745	19.164	57.778	5	15.789	22.696	20.093	58.578	1	18.130	23.486	19.789	1:01.405
13	15.711	22.808	19.315	57.834	6	15.770	22.784	19.171	57.725	2	16.207	22.993	40.438	1:19.638
14	15.748	23.181	19.245	58.174	7	15.888	23.541	19.024	58.453	3	17.402	23.242	19.455	1:00.099
N°2 MEUNIER Evan					8	15.769	22.511	19.025	57.305	4	15.938	22.922	19.127	57.987
1	17.153	23.445	19.671	1:00.269	9	16.198	22.531	18.899	57.628	5	15.945	22.835	19.416	58.196
2	15.884	23.166	19.550	58.600	10	15.735	23.021	19.010	57.766	6	16.023	22.786	19.242	58.051
3	16.167	22.783	20.478	59.428	11	16.024	22.953	19.268	58.245	7	15.882	22.719	19.132	57.733
4	15.841	23.048	19.083	57.972	N°5 JAYNE Kevin					8	15.819	22.605	19.297	57.721
5	15.637	22.674	19.407	57.718	1	18.434	23.609	19.776	1:01.819	9	15.918	22.827	19.198	57.943
6	15.739	22.896	19.651	58.286	2	16.443	23.559	19.232	59.234	10	15.795	22.744	19.136	57.675
7	15.835	23.965	19.068	58.868	3	15.759	23.047	19.036	57.842	11	15.833	22.610	19.096	57.539
8	15.578	22.588	18.925	57.091	4	15.734	23.011	19.056	57.801	12	15.840	22.798	19.137	57.775
9	15.786	22.538	18.840	57.164	5	15.881	22.565	19.494	57.940	13	15.861	22.733	19.066	57.660
10	15.656	22.931	19.455	58.042	6	15.894	22.617	19.634	58.145	14	15.868	22.640	19.156	57.664
11	16.072	22.743	19.215	58.030	7	15.833	23.352	25.333	1:04.518	N°8 PERNET Cédric				
12	16.190	22.962	19.472	58.624	8	15.806	22.793	19.733	58.332	1	19.028	24.078	20.103	1:03.209
13	16.135	22.891	19.085	58.111	9	15.939	22.959	19.152	58.050	2	16.204	23.243	19.412	58.859
14	15.786	23.278	19.281	58.345	10	15.799	22.592	19.019	57.410	3	16.192	22.831	19.283	58.306
N°3 RAMOND-MAZOYER Tom					11	15.793	22.703	19.308	57.804	4	15.989	22.670	19.189	57.848
1	20.777	24.809	20.039	1:05.625	12	15.838	22.830	19.220	57.888	5	16.020	22.740	19.245	58.005
2	16.505	23.394	19.481	59.380	13	15.856	22.603	19.185	57.644	6	15.887	22.602	19.249	57.738
3	16.144	22.943	19.500	58.587	14	15.869	22.639	19.207	57.715	7	16.665	22.779	19.250	58.694
4	16.009	22.779	19.418	58.206	N°6 CERIBELLA Guillaume					8	16.400	22.738	19.177	58.315
5	16.086	22.870	19.374	58.330	1	20.884	23.950	19.705	1:04.539	9	15.936	22.695	19.289	57.920
6	16.079	23.289	19.285	58.653	2	16.225	23.636	19.401	59.262	10	15.956	22.620	19.204	57.780
7	16.628	23.209	19.453	59.290	3	16.172	22.823	19.348	58.343	11	15.886	22.680	19.163	57.729

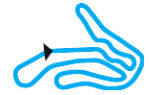


TROPHÉE OSCAR PETIT

ÉPREUVE 1

14 & 15 MARS 2015

Circuit International
BRUN
Team



X30

Finale (F)

Analyse des tours

Pour information, sans valeur officielle

Tours	Secteur 1	Secteur 2	Secteur 3	mps au tour	Tours	Secteur 1	Secteur 2	Secteur 3	mps au tour	Tours	Secteur 1	Secteur 2	Secteur 3	mps au tour
12	15.936	22.659	19.209	57.804	5	16.203	22.650	19.373	58.226	13	15.845	22.759	19.148	57.752
13	15.944	22.673	19.159	57.776	6	15.948	22.653	19.344	57.945	14	15.785	22.613	19.199	57.597
14	15.855	22.696	19.088	57.639	7	16.322	22.794	19.398	58.514	N°15 MICHAUD Matthieu				
N°9 CLAUDE Léonie					8	17.272	23.204	19.569	1:00.045	1	21.467	25.150	20.076	1:06.693
1	20.570	24.553	20.493	1:05.616	9	16.344	22.938	19.360	58.642	2	16.980	24.160	20.070	1:01.210
2	17.649	24.270	20.092	1:02.011	10	15.853	22.760	19.168	57.781	3	16.774	24.040	20.833	1:01.647
3	16.684	24.098	20.099	1:00.881	11	15.808	22.873	19.632	58.313	4	16.410	23.531	19.620	59.561
4	16.496	23.381	19.912	59.789	12	15.919	23.085	19.097	58.101	5	16.476	23.664	20.204	1:00.344
5	16.585	23.462	19.964	1:00.011	13	16.030	23.066	19.669	58.765	6	16.341	23.406	19.675	59.422
6	16.618	23.352	19.872	59.842	14	15.992	22.647	19.411	58.050	7	16.495	23.975	20.006	1:00.476
7	16.694	23.504	19.936	1:00.134	N°12 SARAZIN Adrien					8	16.335	23.215	20.148	59.698
8	16.454	23.631	20.483	1:00.568	1	18.508	23.789	19.473	1:01.770	9	16.363	23.246	19.700	59.309
9	16.697	23.410	19.657	59.764	2	16.215	23.157	19.392	58.764	10	16.222	23.117	19.478	58.817
10	16.255	23.271	19.783	59.309	3	15.987	22.909	19.140	58.036	11	16.276	23.236	19.492	59.004
11	16.348	23.299	19.739	59.386	4	15.821	23.544	19.193	58.558	12	16.206	23.002	19.620	58.828
12	16.346	23.270	19.954	59.570	5	15.706	22.674	19.080	57.460	13	16.322	23.064	19.492	58.878
13	16.461	23.294	19.834	59.589	6	16.191	23.698	19.545	59.434	14	16.295	23.378	19.757	59.430
14	16.574	23.416	19.892	59.882	7	16.146	22.909	19.530	58.585	N°16 GARCIA Sylvér				
N°10 BARBE John					8	15.925	22.766	19.116	57.807	1	17.566	23.522	19.512	1:00.600
1	17.345	23.404	19.487	1:00.236	9	15.710	22.746	19.027	57.483	2	15.966	23.226	19.613	58.805
2	15.904	23.493	19.407	58.804	10	15.645	22.682	19.199	57.526	3	15.851	22.862	19.752	58.465
3	15.862	23.037	19.517	58.416	11	15.665	22.737	19.060	57.462	4	16.387	23.269	19.277	58.933
4	16.218	22.836	19.195	58.249	12	15.866	22.673	19.398	57.937	5	15.761	22.794	19.306	57.861
5	15.874	22.917	19.311	58.102	13	16.078	22.887	19.148	58.113	6	16.018	22.700	19.167	57.885
6	16.004	22.922	19.375	58.301	14	15.905	22.963	19.256	58.124	7	16.016	23.874	19.401	59.291
7	16.212	22.910	19.133	58.255	N°14 MAZOU Hicham					8	15.622	22.634	19.119	57.375
8	15.741	22.624	19.077	57.442	1	20.891	23.843	19.631	1:04.365	9	15.769	22.575	19.058	57.402
9	15.748	22.623	19.095	57.466	2	16.097	22.861	19.255	58.213	10	15.748	22.675	19.083	57.506
10	15.874	22.688	19.422	57.984	3	16.139	22.799	19.493	58.431	11	16.002	22.679	18.994	57.675
11	16.798	22.607	19.099	58.504	4	16.196	22.550	19.389	58.135	12	16.039	23.000	21.078	1:00.117
12	15.764	23.251	19.511	58.526	5	15.836	22.582	19.192	57.610	13	16.042	22.885	19.099	58.026
13	15.918	23.224	18.977	58.119	6	15.872	22.697	19.218	57.787	14	15.848	22.858	19.350	58.056
14	15.822	23.227	19.275	58.324	7	16.157	22.708	19.282	58.147	N°17 RIFFARD Felix				
N°11 PAUCHARD Arnaud					8	19.043	23.677	19.529	1:02.249	1	20.774	24.416	19.769	1:04.959
1	18.552	24.076	19.952	1:02.580	9	15.914	23.198	19.435	58.547	2	16.300	23.173	19.310	58.783
2	16.292	22.991	19.372	58.655	10	15.861	22.641	19.211	57.713	3	15.914	22.787	19.128	57.829
3	16.485	22.966	19.488	58.939	11	15.858	22.700	19.291	57.849	4	16.007	22.573	19.331	57.911
4	15.996	22.768	19.686	58.450	12	15.775	23.240	19.126	58.141	5	15.920	22.599	19.113	57.632

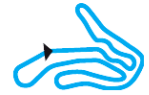


TROPHÉE OSCAR PETIT

ÉPREUVE 1

14 & 15 MARS 2015

Circuit International
BRUN



X30

Finale (F)

Analyse des tours

Pour information, sans valeur officielle

Tours	Secteur 1	Secteur 2	Secteur 3	mps au tour	Tours	Secteur 1	Secteur 2	Secteur 3	mps au tour	Tours	Secteur 1	Secteur 2	Secteur 3	mps au tour
6	15.834	22.692	19.091	57.617	2	16.793	23.488	19.498	59.779	5	15.642	22.623	19.312	57.577
7	15.761	22.591	19.293	57.645	3	16.250	22.951	19.423	58.624	6	15.919	23.059	19.405	58.383
8	16.823	22.876	19.167	58.866	4	16.032	22.996	19.340	58.368	7	15.897	24.039	19.161	59.097
9	15.824	22.754	19.123	57.701	5	16.192	22.936	19.374	58.502	8	15.638	22.433	18.907	56.978
10	15.715	22.595	19.164	57.474	6	16.026	22.857	19.545	58.428	9	15.719	22.678	18.861	57.258
11	15.742	22.719	19.132	57.593	7	16.271	23.335	19.401	59.007	10	15.679	23.061	19.048	57.788
12	15.766	22.677	19.132	57.575	8	16.081	22.873	19.399	58.353	11	16.537	22.930	18.928	58.395
13	15.678	22.801	19.046	57.525	9	15.905	22.855	19.409	58.169	12	15.786	22.965	19.903	58.654
14	15.709	22.638	18.968	57.315	10	15.956	22.889	19.236	58.081	13	15.743	23.032	19.027	57.802
N°18 LOUSSIER Paul					11	16.645	23.077	19.344	59.066	14	15.814	23.192	19.354	58.360
1	18.280	24.048	19.604	1:01.932	12	16.053	22.796	19.315	58.164	N°25 VALENTIN Brice				
2	16.154	23.201	19.416	58.771	13	15.918	22.746	19.397	58.061	1	19.989	24.426	19.721	1:04.136
3	16.041	22.728	19.157	57.926	14	16.192	22.891	19.708	58.791	2	16.379	23.182	19.388	58.949
4	15.793	23.112	19.648	58.553	N°22 CAILLAULT Joan					3	16.196	22.943	19.263	58.402
5	15.824	23.500	19.399	58.723	1	18.352	23.846	19.491	1:01.689	4	16.044	23.103	19.515	58.662
6	15.791	22.582	19.396	57.769	2	16.074	22.789	19.435	58.298	5	16.132	22.829	19.513	58.474
7	15.943	22.823	19.683	58.449	3	15.989	22.938	19.077	58.004	6	16.133	23.336	19.381	58.850
8	19.212	23.015	19.663	1:01.890	4	16.217	22.935	19.066	58.218	7	16.889	23.062	19.409	59.360
9	15.945	22.783	19.318	58.046	5	15.681	22.709	19.157	57.547	8	15.997	22.851	19.270	58.118
10	15.792	22.780	19.345	57.917	6	16.313	9:35.963	33.546	10:25.822	9	16.005	22.818	19.205	58.028
11	15.875	22.819	19.326	58.020	N°23 GONIN Pierre					10	15.946	22.695	19.250	57.891
12	16.055	23.136	19.381	58.572	1	21.082	26.126	21.037	1:08.245	11	15.921	22.821	19.199	57.941
13	15.872	22.699	19.353	57.924	2	17.037	24.620	20.381	1:02.038	12	15.932	22.831	19.391	58.154
14	15.792	22.629	19.379	57.800	3	16.960	24.209	20.329	1:01.498	13	16.010	22.878	19.402	58.290
N°19 SOULIE Julien					4	16.881	24.335	20.280	1:01.496	14	15.935	22.844	19.466	58.245
1	17.953	23.565	19.664	1:01.182	5	16.732	24.143	20.362	1:01.237	N°26 RASCLE Hugo				
2	15.868	22.881	19.284	58.033	6	16.742	23.781	20.165	1:00.688	1	20.482	24.238	19.792	1:04.512
3	15.840	22.887	19.554	58.281	7	16.615	24.008	20.410	1:01.033	2	16.071	23.139	19.517	58.727
4	15.939	23.666	19.181	58.786	8	16.671	24.020	20.290	1:00.981	3	16.562	22.912	19.383	58.857
5	15.703	22.858	19.595	58.156	9	16.618	24.104	20.276	1:00.998	4	16.308	23.421	19.844	59.573
6	15.836	24.673	20.107	1:00.616	10	16.800	24.830	20.253	1:01.883	5	15.855	23.098	19.250	58.203
7	22.654	29.079	20.770	1:12.503	11	16.740	23.938	20.380	1:01.058	6	16.111	23.443	19.308	58.862
N°20 BLAIZE Vincent					12	16.748	24.502	21.063	1:02.313	7	16.525	23.142	19.406	59.073
1	18.424	24.258	22.053	1:04.735	N°24 POTAIN Mickael					8	15.973	22.797	19.238	58.008
2	18.541	27.268	23.088	1:08.897	1	18.093	23.407	19.839	1:01.339	9	16.026	22.948	19.153	58.127
N°21 ASTIER Sébastien					2	15.826	23.052	20.023	58.901	10	15.866	22.740	19.201	57.807
1	20.075	24.725	19.764	1:04.564	3	15.719	22.626	19.382	57.727	11	15.824	22.969	19.235	58.028
					4	16.123	22.950	19.038	58.111	12	15.873	23.121	19.412	58.406



TROPHÉE OSCAR PETIT

ÉPREUVE 1

14 & 15 MARS 2015



X30

Finale (F)

Analyse des tours

Pour information, sans valeur officielle

Tours	Secteur 1	Secteur 2	Secteur 3	mps au tour
13	16.030	23.119	19.253	58.402
14	15.910	22.895	19.370	58.175

N°27 LAURENT Mickael

1	20.562	24.228	19.831	1:04.621
2	16.576	23.508	19.763	59.847
3	16.082	22.849	19.497	58.428
4	16.042	22.952	19.789	58.783
5	15.987	23.033	19.410	58.430
6	16.020	23.360	19.630	59.010
7	16.676	23.138	19.595	59.409
8	16.063	22.895	19.626	58.584
9	16.201	22.811	19.178	58.190
10	16.043	22.854	19.264	58.161
11	16.304	22.897	19.474	58.675
12	15.961	22.819	19.424	58.204
13	15.913	22.813	19.407	58.133
14	16.135	22.991	19.972	59.098

N°28 ROMULUS Lucas

1	17.960	23.830	19.618	1:01.408
2	16.142	23.214	19.512	58.868
3	16.323	22.877	19.255	58.455
4	15.841	22.774	19.333	57.948
5	15.808	22.714	19.201	57.723
6	15.747	23.510	19.419	58.676
7	15.822	22.760	19.897	58.479
8	15.794	22.756	19.127	57.677
9	15.777	22.654	19.159	57.590
10	15.800	22.985	19.200	57.985
11	15.723	22.644	19.148	57.515
12	15.874	22.749	19.271	57.894
13	15.877	23.323	19.807	59.007
14	15.879	22.738	19.267	57.884

N°30 CASTELLON Alexis

1	17.517	23.781	19.571	1:00.869
---	--------	--------	--------	----------

N°31 NICOLAS Severine

1	21.931	25.431	19.889	1:07.251
2	17.028	24.284	19.873	1:01.185

Tours	Secteur 1	Secteur 2	Secteur 3	mps au tour
3	16.700	23.942	20.370	1:01.012
4	16.579	24.090	19.606	1:00.275
5	16.491	23.358	19.857	59.706
6	16.452	23.198	19.609	59.259
7	16.794	24.218	19.666	1:00.678
8	16.230	23.533	19.785	59.548
9	16.443	23.078	19.504	59.025
10	16.399	23.135	19.534	59.068
11	16.022	23.231	19.690	58.943
12	16.360	22.984	19.606	58.950
13	16.339	23.060	19.555	58.954
14	16.387	23.729	19.781	59.897

3	16.788	23.463	19.795	1:00.046
4	16.633	23.406	20.150	1:00.189
5	16.583	23.436	19.888	59.907
6	16.606	23.355	19.685	59.646
7	16.481	23.243	19.600	59.324
8	16.397	23.272	19.637	59.306
9	16.540	23.128	19.592	59.260
10	16.488	23.803	19.653	59.944
11	16.509	23.274	19.834	59.617
12	16.581	23.179	19.832	59.592
13	16.617	23.279	19.847	59.743
14	16.619	23.182	19.852	59.653

N°32 NAVARRO Loïc

1	20.052	23.450	19.808	1:03.310
2	16.154	22.964	19.263	58.381
3	15.982	22.476	19.244	57.702
4	15.853	22.464	19.283	57.600
5	15.890	22.776	19.182	57.848
6	15.781	22.877	19.297	57.955
7	15.851	22.616	19.900	58.367
8	15.823	22.487	19.417	57.727
9	15.798	22.501	19.229	57.528
10	15.797	22.736	19.216	57.749
11	15.775	23.052	19.103	57.930
12	16.334	22.784	19.407	58.525
13	16.085	22.920	19.301	58.306
14	15.829	22.582	19.367	57.778

N°33 MONIER Jules

1	18.315	24.096	19.470	1:01.881
2	16.077	23.205	19.606	58.888
3	15.971	23.133	19.648	58.752
4	15.885	22.645	19.248	57.778
5	16.003	22.926	19.472	58.401
6	15.897	22.673	19.329	57.899
7	16.424	22.628	19.317	58.369

N°34 AGERON Julie

1	35.093	25.364	20.675	1:21.132
2	16.937	23.820	20.072	1:00.829



TROPHÉE OSCAR PETIT ÉPREUVE 1

14 & 15 MARS 2015



X30

Finale (F)

Document 9

Grille de départ

Sous réserve du contrôle technique ou d'incidents d'ordre sportif

		17	21	ASTIER Sébastien
23	GONIN Pierre	16	17	RIFFARD Felix
25	VALENTIN Brice	15	9	CLAUDE Léonie
34	AGERON Julie	14	15	MICHAUD Matthieu
3	RAMOND-MAZOYER Tom	13	31	NICOLAS Severine
27	LAURENT Mickael	12	6	CERIBELLA Guillaume
29	MISSONNIER Nicolas	11	26	RASCLE Hugo
11	PAUCHARD Arnaud	10	33	MONIER Jules
28	ROMULUS Lucas	9	32	NAVARRO Loïc
20	BLAIZE Vincent	8	8	PERNET Cédric
14	MAZOU Hicham	7	18	LOUSSIER Paul
1	SAUSSAZ Dean	6	5	JAYNE Kevin
12	SARAZIN Adrien	5	24	POTAIN Mickael
22	CAILLAULT Joan	4	7	HUBLET Axel
30	CASTELLON Alexis	3	4	CERIBELLA Anthony
19	SOULIE Julien	2	16	GARCIA Sylver
10	BARBE John	1	2	MEUNIER Evan

POLE POSITION



Départ : 15/03 - 15:10 14 Tours = 20,650 Km