



# TROPHÉE OSCAR PETIT

## ÉPREUVE 1

14 & 15 MARS 2015



Nationale

Finale (F)  
Résultats

Document 10.2 OFFICIEL

Sous réserve du contrôle technique ou d'incidents d'ordre sportif

Cl	N°	Pilote	Classe	Club	CRK	Tours	Ecart	Interv.	Meilleur tour
1	5	ETEKI Adam	Nationale	MEUDON	ILE DE FRANCE	14			58.498
2	9	COURSIMAUULT Enzo	Nationale	LOCHES	CENTRE	14	<b>0.038</b>	0.038	58.591
3	2	CAPPELLO Christopher	Nationale	ANNEMASSE	RHÔNE ALPES	14	<b>1.721</b>	1.683	58.522
4	38	PERCEVAL Antoine	Nationale	BRETIGNY	ILE DE FRANCE	14	<b>1.764</b>	0.043	58.549
5	44	VILLE Nicolas	Nationale	VILLARS	AUVERGNE	14	<b>6.509</b>	4.745	58.820
6	29	CHASSAGNEUX Antoine	Nationale	VILLARS	AUVERGNE	14	<b>7.528</b>	1.019	58.681
7	21	NOMBLOT Jean	Nationale	SENS ECLUSE	ILE DE FRANCE	14	<b>7.580</b>	0.052	58.893
8	34	POTAIN Jérémy	Nationale	VARENNES	AUVERGNE	14	<b>8.775</b>	1.195	58.953
9	20	SERVIER Emma	Nationale	VARENNES	AUVERGNE	14	<b>12.153</b>	3.378	59.016
10	6	JOUVANCEAUX Antoine	Nationale	CHALON	BOURGOGNE F.COMTÉ	14	<b>13.782</b>	1.629	59.332
11	14	BAVEREL Paul	Nationale	BESANCON	BOURGOGNE F.COMTÉ	14	<b>14.375</b>	0.593	58.966
12	43	TARTARIN Lucas	Nationale	MARCILLAT	AUVERGNE	14	<b>15.082</b>	0.707	59.023
13	26	SZYMANSKI Hugo	Nationale	REIMS KART	CHAMPAGNE ARDENNE	14	<b>15.247</b>	0.165	58.854
14	10	GILLOZ Valentin	Nationale	MONTBELIARD	BOURGOGNE F.COMTÉ	14	<b>15.344</b>	0.097	59.206
15	33	CIFARELLI Morgan	Nationale	SAVOIE	RHÔNE ALPES	14	<b>15.700</b>	0.356	59.174
16	16	BONNET Mathys	Nationale	VILLARS	AUVERGNE	14	<b>15.804</b>	0.104	58.998
17	32	ARNAUD Hugo	Nationale	VILLARS	AUVERGNE	14	<b>15.904</b>	0.100	58.633
18	27	SOBREVIA Viny	Nationale	LA GRANDE MOTTE	LANGUEDOC ROUSSILLON	14	<b>16.131</b>	0.227	59.416
19	15	HAEFFELI Nicolas	Nationale	BIESHEIM	LORRAINE ALSACE	14	<b>16.709</b>	0.578	59.253
20	35	BACCONNET Kilian	Nationale	VILLARS	AUVERGNE	14	<b>23.177</b>	6.468	59.180
21	19	HEBRARD Sacha	Nationale	PAU	AQUITAINE	14	<b>23.215</b>	0.038	59.594
22	4	JOUVANCEAUX Lucas	Nationale	CHALON	BOURGOGNE F.COMTÉ	14	<b>23.279</b>	0.064	59.784
23	7	SCHERPEREEL Etienne	Nationale	SAINT QUENTIN	NORD PICARDIE	14	<b>23.460</b>	0.181	59.817
24	36	GANY Rehane	Nationale	ASK CLUB BOURBON	LA RÉUNION	14	<b>24.233</b>	0.773	59.592
25	25	ARRAULT Colin	Nationale	LOCHES	CENTRE	14	<b>26.136</b>	1.903	59.280
26	1	GARDET Alexi	Nationale	ANNEMASSE	RHÔNE ALPES	14	<b>26.379</b>	0.243	59.372
27	37	CHELI Etienne	Nationale	CHALON	BOURGOGNE F.COMTÉ	14	<b>26.558</b>	0.179	59.416
28	22	MICHAUT Alexis	Nationale	ST AMAND	CENTRE	14	<b>27.512</b>	0.954	58.874
29	39	BUXERAUD Antoine	Nationale	LIMOGES BRIANCE	LIMOUSIN	14	<b>28.017</b>	0.505	59.626
30	17	BOULEY Manon	Nationale	TOURAINNE	CENTRE	14	<b>28.267</b>	0.250	59.642
31	31	SCHEURER Jean-Baptiste	Nationale	MONTBELIARD	BOURGOGNE F.COMTÉ	14	<b>30.845</b>	2.578	59.542
32	41	MINGHELLI Adrien	Nationale	BAR SUR LOUP	PACA	14	<b>31.053</b>	0.208	59.456
33	11	PORRO Antoine	Nationale	BESANCON	BOURGOGNE F.COMTÉ	14	<b>33.949</b>	2.896	1:00.091
34	24	LAUNAY Océane	Nationale	ASA CENTRE	CENTRE	14	<b>34.338</b>	0.389	1:00.043
35	28	MAISSE Lucas	Nationale	PUMA FOREZ	AUVERGNE	14	<b>35.197</b>	0.859	59.952
36	3	MALOT Léo	Nationale	CHALON	BOURGOGNE F.COMTÉ	14	<b>35.482</b>	0.285	59.967
37	18	CARBONNEL Arthur	Nationale	SALBRIS	CENTRE	14	<b>47.898</b>	12.416	59.768
38	42	BOURGADE Alexis	Nationale	KART 63	AUVERGNE	12	<b>2 Tours</b>	2 Tours	1:02.567
39	23	BONARD Baptiste	Nationale	SALBRIS	CENTRE	7	<b>7 Tours</b>	5 Tours	1:02.224
40	40	GENEST Louis	Nationale	CHEVILLY	ILE DE FRANCE	6	<b>8 Tours</b>	1 Tour	1:00.113
41	30	DURAND Louis	Nationale	PUMA FOREZ	AUVERGNE	2	<b>12 Tours</b>	4 Tours	1:01.040
42	8	IMBERT Alexandre	Nationale	KART 2000	PACA	2	<b>12 Tours</b>	6.287	1:01.158
43	12	CLAUDE Emile	Nationale	BESANCON	BOURGOGNE F.COMTÉ	1	<b>13 Tours</b>	1 Tour	1:25.356

Tête de course : N°5 ETEKI Adam (1-8) / N°9 COURSIMAUULT Enzo (9-11) / N°5 ETEKI Adam (12-14)

Départ : 15/03 - 16:44:38

Meilleur tour : N°5 ETEKI Adam

58.498 90,77 Km/h

Météo : Soleil Air : 10°C Piste : Sèche

Record de l'épreuve : N°44 VILLE Nicolas

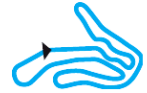
58.095 91,40 Km/h



# TROPHÉE OSCAR PETIT ÉPREUVE 1

14 & 15 MARS 2015

Circuit International  
**BRUN**  
Team



DOCUMENT N° **11**

## DÉCISION DES COMMISSAIRES SPORTIFS STEWARDS' DECISION

PÉNALITÉ INFLIGÉE AU CONCURRENT (NOM) :  
PENALTY INFLICTED UPON THE ENTRANT (NAME):

NUMERO DE LICENCE / LICENSE NUMBER : **BOURGOGNE F.COMTÉ**

N° :  
No.: **6**

PILOTE :  
DRIVER : **JOUVANCEAUX Antoine**

Concerne la partie de l'Épreuve : **Nationale - Finale**  
Concerns the part of the event:

### ÉNONCÉ / STATEMENT:

**déclassement de la finale**

### MOTIF / REASON:

**Non respect de la procédure de départ :**

**CHANGEMENT DE COULOIR DE DEPART  
Selon l'article 31 du RSN 2015.**

\* Le soussigné reconnaît avoir reçu copie de la présente notification et avoir été informé des voies de recours : DROIT D'APPEL, Réglementation ASN et des conséquences qui en découlent (juridiques et financières).  
Le concurrent doit déclarer, par écrit, dans l'heure qui suit la notification ou la publication de la décision, au Directeur de Course ou à un Commissaire Sportif, son intention de faire appel. Il doit joindre impérativement à cette déclaration d'appel une caution d'appel de : 3300 € (appel national FFSA 2014).  
Il doit confirmer intention en envoyant sa lettre à l'ASN dans les formes et délais prévus par les règlements applicables.

**Décision annoncée**  
*Decision announced*

Date / Date: **15/03/2015**

Heure / Time: **17:35**

Nom / Name

Signature

Président du Collège / *Chairman of the Panel:*

**Christian Seroux (FRA) :**

Membres du Collège / *Members of the Panel:*

### NOTIFICATION AU CONCURRENT CONCERNÉ / NOTIFICATION TO THE RELEVANT ENTRANT

Je soussigné :  
*I undersigned:* \_\_\_\_\_  
Nom personnel / *personal name*

Représentant du Concurrent :  
*Representing the Entrant:* \_\_\_\_\_  
Nom du Concurrent / *Entrant's name*

Certifie avoir reçu notification du document N° **11** des Commissaires Sportifs de l'Épreuve.  
*Certify that I have been notified of document No. by the Stewards of the Meeting.*

Date : \_\_\_\_\_ Heure / Time: \_\_\_\_\_ Signature : \_\_\_\_\_

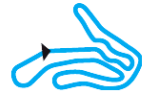


# TROPHÉE OSCAR PETIT

## ÉPREUVE 1

14 & 15 MARS 2015

Circuit International  
**BRUN**  
Team



**Nationale**

Finale (F)

Tableau des tours

Pour information, sans valeur officielle

	1	2	3	4	5	6	7	8	9	10	11	12	13	14	15	16	17	18	19	20	21	22	23	24	25	26	27	28	29	30	31	32	33	34	35	36	37	38	39	40	41	42	43	
Grille	5	9	38	44	30	2	29	21	12	16	18	10	34	20	43	27	14	33	22	4	6	19	15	7	39	8	1	41	36	28	40	37	24	3	23	26	42	35	32	31	17	25	11	
Départ	5	9	38	44	2	30	29	21	12	16	18	34	10	43	20	14	22	6	27	15	33	4	39	1	19	36	7	8	40	24	23	28	37	3	26	42	35	32	17	25	31	11	41	
Tour 1	5	9	44	38	2	21	30	29	10	34	6	14	27	20	43	22	16	15	19	33	4	7	1	26	39	8	36	24	40	32	28	17	31	37	25	11	35	3	41	42	<del>12</del>	18	23	
Intervalle		0.1	0.6	0.1	0.0	0.4	0.3	0.1	1.4	0.7	0.2	0.1	0.1	0.0	0.2	0.1	0.1	0.1	0.3	0.5	0.6	0.2	0.1	0.2	0.2	0.2	0.1	0.2	0.2	0.2	0.4	0.1	0.1	0.1	0.1	0.1	0.9	0.2	0.3	0.0	1.2	11.9	6.5	0.8
Tour 2	5	9	2	38	44	29	21	<del>30</del>	10	34	6	20	27	14	43	22	15	19	33	16	7	26	4	1	39	<del>8</del>	36	32	24	17	40	31	25	37	35	11	28	41	3	42	18	23		
		0.1	0.8	0.1	0.9	0.1	0.3	0.3	0.7	0.6	0.2	0.4	0.7	0.2	0.1	0.1	0.2	0.2	0.2	0.2	0.6	0.1	0.4	0.1	0.2	0.2	0.4	0.3	1.0	0.0	0.2	0.1	0.2	0.6	0.0	0.2	0.3	0.1	0.7	2.3	16.7	3.1		
Tour 3	5	9	2	38	44	29	21	10	34	6	20	14	27	22	43	15	16	33	19	26	7	4	1	39	32	36	17	31	24	35	25	37	40	11	41	28	3	42	18	23				
		0.1	0.6	0.1	1.1	0.2	0.3	1.7	0.5	0.2	0.3	1.1	0.2	0.1	0.1	0.1	0.3	0.1	0.3	0.3	0.4	0.2	0.6	0.1	0.1	0.6	1.4	0.0	0.9	0.0	0.2	0.3	0.1	0.4	0.1	0.2	0.8	4.0	14.4	5.5				
Tour 4	5	9	2	38	44	29	21	10	34	6	20	22	14	27	43	15	33	16	19	26	7	4	32	1	36	39	31	17	35	25	37	40	11	24	41	28	3	42	18	23				
		0.0	0.7	0.0	1.1	0.1	0.6	2.2	0.2	0.2	0.2	1.5	0.2	0.1	0.1	0.2	0.2	0.1	0.2	0.6	0.2	0.2	1.6	0.1	0.3	0.0	0.6	0.6	1.1	1.2	0.2	0.3	0.2	0.5	0.1	0.1	0.3	5.9	12.0	7.1				
Tour 5	5	9	2	38	44	29	21	34	10	6	20	22	14	27	43	33	15	19	26	16	7	4	32	1	36	39	17	35	31	25	37	40	11	41	24	28	3	42	18	23				
		0.2	0.4	0.1	1.5	0.1	0.4	2.9	0.1	0.2	0.1	0.9	0.9	0.2	0.1	0.7	0.2	0.2	0.2	0.2	0.3	0.3	0.6	1.1	0.1	0.4	1.2	0.4	0.1	1.3	0.2	0.6	1.0	1.1	0.1	0.1	0.2	7.3	9.7	9.2				
Tour 6	5	9	2	38	44	29	21	34	10	6	20	22	14	27	43	33	26	15	16	19	7	32	4	1	36	17	35	39	31	25	37	<del>40</del>	11	41	24	28	3	42	18	23				
		0.0	0.5	0.0	1.9	0.1	0.3	3.2	0.3	0.1	0.1	0.4	1.6	0.0	0.1	1.1	0.4	0.0	0.3	0.2	0.2	0.3	0.1	2.5	0.1	1.0	0.1	0.1	0.1	0.9	0.5	1.4	0.8	0.8	0.9	0.1	0.1	9.3	6.8	11.5				
Tour 7	5	9	2	38	29	44	21	34	6	10	20	22	27	43	14	33	26	15	16	7	19	32	4	36	1	35	31	17	39	25	37	41	11	24	28	3	42	18	<del>23</del>					
		0.1	0.4	0.1	2.7	0.0	0.2	3.3	0.6	0.2	0.1	0.1	1.9	0.1	0.2	0.5	0.2	0.3	0.2	0.8	0.0	0.0	0.2	3.2	0.2	0.3	1.1	0.1	0.4	0.0	0.2	4.0	0.2	0.7	0.0	0.1	11.6	3.9	17.1					
Tour 8	5	9	2	38	29	44	21	34	6	10	22	20	43	27	14	26	33	16	15	32	19	7	4	36	35	1	31	17	25	39	37	41	11	24	28	3	42	18						
		0.1	0.3	0.1	3.2	0.0	0.2	3.5	1.1	0.0	0.3	0.1	1.6	0.1	0.3	0.6	0.2	0.2	0.1	0.3	0.6	0.2	0.2	3.6	0.6	0.5	0.0	0.5	0.4	0.1	0.1	4.8	0.2	0.4	0.2	0.1	13.4	1.4						
Tour 9	9	5	2	38	29	44	21	34	6	10	22	20	43	14	27	26	33	16	15	32	7	4	19	35	36	1	17	25	39	37	31	41	11	24	28	3	18	42						
		0.1	0.1	0.2	3.5	0.2	0.1	3.3	1.3	0.1	0.0	0.1	1.7	0.5	0.0	0.3	0.6	0.3	0.8	0.7	0.2	0.1	0.0	4.4	0.2	0.9	0.3	0.7	0.0	0.1	3.3	1.1	0.2	0.3	0.2	0.1	14.4	1.7						
Tour 10	9	5	2	38	29	21	44	34	6	10	20	22	43	14	27	26	33	16	15	32	7	4	19	35	36	1	17	25	39	37	31	41	11	24	28	3	18	42						
		0.1	0.0	0.1	4.4	0.2	0.2	2.6	1.9	0.8	0.3	0.3	0.2	0.6	0.2	0.4	0.1	0.1	1.4	0.1	1.0	0.1	0.2	3.9	0.6	0.9	0.3	0.2	0.2	0.1	4.1	0.7	0.5	0.0	0.1	0.1	14.6	4.5						
Tour 11	9	5	2	38	21	44	29	34	6	20	10	22	43	14	26	27	33	16	32	15	4	7	19	35	36	1	25	37	39	17	31	41	11	24	28	3	18	42						
		0.1	0.3	0.1	4.9	0.1	0.3	2.1	2.6	0.7	0.1	0.1	0.3	0.6	0.6	0.1	0.1	0.1	1.3	0.4	1.7	0.1	0.0	3.8	0.6	1.6	0.0	0.4	1.1	0.1	3.0	0.4	1.0	0.6	0.1	0.1	14.0	7.1						
Tour 12	5	9	38	2	44	21	29	34	6	20	22	10	43	14	26	33	16	27	32	15	7	4	19	35	36	25	1	37	39	17	31	41	11	24	28	3	18	<del>42</del>						
		0.1	0.4	0.2	4.9	0.1	0.6	1.8	3.1	0.1	0.4	0.0	0.3	0.2	0.5	0.7	0.1	0.3	0.2	1.0	3.1	0.0	0.1	2.4	0.9	1.2	0.3	0.3	1.3	0.6	2.5	0.5	1.2	0.6	0.2	0.3	13.7	10.6						
Tour 13	5	9	38	2	44	21	29	34	20	6	22	10	14	43	26	33	16	32	27	15	4	7	19	35	36	25	1	37	39	17	31	41	11	24	28	3	18							
		0.3	0.5	0.0	5.2	0.1	0.4	2.3	3.4	0.1	0.1	0.1	0.3	0.2	0.6	0.8	0.0	0.1	0.4	1.0	4.7	0.1	0.0	0.7	1.4	0.9	0.4	0.3	1.7	0.5	2.6	0.5	1.7	0.6	0.2	0.1	13.5							
Tour 14	5	9	2	38	44	29	21	34	20	6	14	43	26	10	33	16	32	27	15	35	19	4	7	36	25	1	37	22	39	17	31	41	11	24	28	3	18							
		0.0	1.6	0.0	4.7	1.0	0.0	1.1	3.3	1.6	0.5	0.7	0.1	0.0	0.3	0.1	0.1	0.2	0.5	6.4	0.0	0.0	0.1	0.7	1.9	0.2	0.1	0.9	0.5	0.2	2.5	0.2	2.8	0.3	0.8	0.2	12.4							

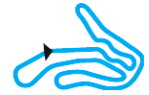


# TROPHÉE OSCAR PETIT

## ÉPREUVE 1

14 & 15 MARS 2015

Circuit International  
**BRUN**



**Nationale**

Finale (F)

Analyse des tours

Pour information, sans valeur officielle

Tours	Secteur 1	Secteur 2	Secteur 3	mps au tour	Tours	Secteur 1	Secteur 2	Secteur 3	mps au tour	Tours	Secteur 1	Secteur 2	Secteur 3	mps au tour
<b>N°1 GARDET Alexi</b>					<b>N°4 JOUVANCEAUX Lucas</b>					<b>N°6 JOUVANCEAUX Antoine</b>				
1	20.291	25.246	20.368	1:05.905	8	17.090	23.750	19.945	1:00.785	1	19.031	24.116	20.620	1:03.767
2	17.319	24.179	19.927	1:01.425	9	16.848	23.552	19.755	1:00.155	2	16.706	23.596	19.875	1:00.177
3	16.744	23.813	19.956	1:00.513	10	16.763	23.482	19.722	59.967	3	16.575	23.561	19.791	59.927
4	16.946	23.954	20.084	1:00.984	11	17.061	23.760	19.862	1:00.683	4	16.542	23.402	19.695	59.639
5	16.596	23.591	19.882	1:00.069	12	17.047	23.617	19.670	1:00.334	5	16.498	23.296	19.734	59.528
6	16.773	23.894	20.038	1:00.705	13	16.680	23.719	19.784	1:00.183	6	16.422	23.334	19.717	59.473
7	17.300	23.613	19.847	1:00.760	14	17.255	23.793	19.993	1:01.041	7	16.482	23.280	19.710	59.472
8	16.627	24.547	19.922	1:01.096	<b>N°5 ETEKI Adam</b>					8	16.403	23.700	19.752	59.855
9	16.967	23.797	19.918	1:00.682	1	17.793	25.459	20.428	1:05.680	9	16.302	23.350	19.680	59.332
10	16.507	23.601	19.904	1:00.012	2	17.451	24.177	19.999	1:01.627	10	16.620	23.381	19.719	59.720
11	16.626	23.797	19.874	1:00.297	3	16.592	23.553	19.869	1:00.014	11	16.465	23.417	19.682	59.564
12	16.655	23.439	19.618	59.712	4	16.532	23.506	19.858	59.896	12	16.421	23.442	19.717	59.580
13	16.441	23.357	19.574	59.372	5	16.697	23.558	19.781	1:00.036	13	16.434	23.542	19.596	59.572
14	16.438	23.927	20.211	1:00.576	6	16.463	23.535	19.927	59.925	14	16.563	24.225	19.850	1:00.638
<b>N°2 CAPPELLO Christopher</b>					<b>N°7 SCHERPEREEL Etienne</b>					<b>N°8 IMBERT Alexandre</b>				
1	18.083	23.911	19.916	1:01.910	1	19.974	25.120	20.538	1:05.632	1	20.395	25.284	20.498	1:06.177
2	16.771	23.430	19.679	59.880	2	17.026	23.837	19.946	1:00.809	2	16.829	24.258	20.071	1:01.158
3	16.269	23.330	19.561	59.160	3	16.839	23.564	19.948	1:00.351	<b>N°9 COURSIMAULT Enzo</b>				
4	16.284	23.344	19.596	59.224	4	16.511	23.578	19.808	59.897	1	17.705	23.860	19.753	1:01.318
5	16.084	23.158	19.437	58.679	5	16.615	23.605	19.752	59.972	2	16.561	23.643	19.702	59.906
6	16.192	23.056	19.581	58.829	6	16.499	23.344	19.974	59.817	3	16.347	23.448	19.547	59.342
7	16.175	22.959	19.388	58.522	7	16.500	23.341	20.041	59.882					
8	16.114	23.067	19.386	58.567	8	16.885	23.352	19.641	59.878					
9	16.374	23.120	19.393	58.887	9	16.514	23.350	20.078	59.942					
10	16.276	23.191	19.447	58.914	10	16.513	23.513	19.819	59.845					
11	16.296	23.355	19.353	59.004	11	16.834	23.310	19.996	1:00.140					
12	16.682	22.983	19.434	59.099	12	16.603	23.713	20.290	1:00.606					
13	16.210	23.008	19.419	58.637	13	17.162	23.928	19.900	1:00.990					
14	16.627	23.560	20.123	1:00.310	14	16.487	23.954	20.862	1:01.303					
<b>N°3 MALOT Léo</b>														
1	21.521	26.129	21.011	1:08.661										
2	17.732	24.158	20.317	1:02.207										
3	16.945	24.272	20.135	1:01.352										
4	17.056	23.962	20.139	1:01.157										
5	16.994	23.931	20.392	1:01.317										
6	17.057	23.928	19.966	1:00.951										
7	16.888	23.864	20.112	1:00.864										

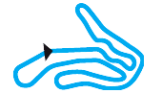


# TROPHÉE OSCAR PETIT

## ÉPREUVE 1

14 & 15 MARS 2015

Circuit International  
**BRUN**



**Nationale**

Finale (F)

Analyse des tours

Pour information, sans valeur officielle

Tours	Secteur 1	Secteur 2	Secteur 3	mps au tour	Tours	Secteur 1	Secteur 2	Secteur 3	mps au tour	Tours	Secteur 1	Secteur 2	Secteur 3	mps au tour
4	16.270	23.319	19.503	59.092	12	16.684	23.484	19.923	1:00.091	2	18.348	23.912	19.802	1:02.062
5	16.287	23.172	19.541	59.000	13	16.545	23.622	20.098	1:00.265	3	16.654	23.292	19.752	59.698
6	16.227	23.084	19.471	58.782	14	16.794	23.559	20.235	1:00.588	4	16.968	23.407	19.745	1:00.120
7	16.148	23.087	19.356	58.591	<b>N°12 CLAUDE Emile</b>					5	16.639	23.920	20.133	1:00.692
8	16.220	23.002	19.419	58.641	1	18.479	41.140	25.737	1:25.356	6	16.606	23.335	19.766	59.707
9	16.451	23.088	19.505	59.044	<b>N°14 BAVEREL Paul</b>					7	16.470	23.342	19.686	59.498
10	16.213	23.085	19.608	58.906	1	18.536	24.970	20.877	1:04.383	8	16.309	23.380	19.646	59.335
11	16.263	23.052	19.514	58.829	2	17.519	24.020	19.992	1:01.531	9	16.762	23.114	19.602	59.478
12	16.504	22.974	19.403	58.881	3	16.497	23.576	19.930	1:00.003	10	16.339	23.107	19.552	58.998
13	16.180	22.984	19.499	58.663	4	16.417	23.675	20.010	1:00.102	11	16.378	23.229	19.545	59.152
14	16.318	23.422	19.486	59.226	5	16.352	23.427	19.769	59.548	12	16.465	23.428	19.535	59.428
<b>N°10 GILLOZ Valentin</b>					6	16.339	23.466	19.774	59.579	13	16.475	23.222	19.598	59.295
1	18.790	24.738	20.121	1:03.649	7	17.061	23.433	19.799	1:00.293	14	16.666	23.708	19.825	1:00.199
2	16.754	23.529	19.946	1:00.229	8	16.425	23.455	19.731	59.611	<b>N°17 BOULEY Manon</b>				
3	16.532	23.674	19.909	1:00.115	9	16.325	23.369	19.586	59.280	1	20.108	25.337	20.496	1:05.941
4	16.501	23.473	19.861	59.835	10	16.375	23.379	19.701	59.455	2	16.904	23.838	20.718	1:01.460
5	16.534	23.299	19.999	59.832	11	16.189	23.263	19.565	59.017	3	16.738	23.756	20.096	1:00.590
6	16.461	23.245	19.858	59.564	12	16.273	23.172	19.527	58.972	4	16.748	23.515	19.984	1:00.247
7	16.784	23.230	19.812	59.826	13	16.271	23.181	19.514	58.966	5	16.519	23.734	19.976	1:00.229
8	16.407	23.569	19.739	59.715	14	16.259	24.614	19.700	1:00.573	6	16.383	23.543	20.085	1:00.011
9	16.505	23.205	19.682	59.392	<b>N°15 HAEFFELI Nicolas</b>					7	17.222	23.838	20.168	1:01.228
10	16.701	23.709	20.015	1:00.425	1	19.393	24.875	20.055	1:04.323	8	16.331	23.513	20.270	1:00.114
11	16.526	23.177	19.855	59.558	2	17.510	23.768	19.918	1:01.196	9	16.675	23.813	19.902	1:00.390
12	16.592	23.180	19.626	59.398	3	16.658	23.532	19.892	1:00.082	10	16.471	23.537	19.971	59.979
13	16.425	23.215	19.566	59.206	4	16.917	23.421	19.730	1:00.068	11	16.513	23.975	21.228	1:01.716
14	16.525	25.505	19.892	1:01.922	5	16.671	23.901	19.802	1:00.374	12	16.668	23.606	20.070	1:00.344
<b>N°11 PORRO Antoine</b>					6	16.691	23.350	20.027	1:00.068	13	16.362	23.392	19.888	59.642
1	19.682	25.815	20.664	1:06.161	7	16.623	23.269	19.704	59.596	14	16.371	23.261	20.184	59.816
2	17.081	24.085	20.346	1:01.512	8	16.350	23.476	19.834	59.660	<b>N°18 CARBONNEL Arthur</b>				
3	17.029	24.255	20.147	1:01.431	9	16.972	23.329	19.925	1:00.226	1	18.727	47.506	25.591	1:31.824
4	17.102	24.110	19.947	1:01.159	10	16.427	23.614	19.600	59.641	2	17.193	23.932	20.344	1:01.469
5	16.778	23.723	20.355	1:00.856	11	16.644	23.255	19.614	59.513	3	17.004	23.700	20.065	1:00.769
6	16.846	23.552	20.060	1:00.458	12	16.372	23.280	19.601	59.253	4	16.964	23.732	19.921	1:00.617
7	17.188	23.757	21.082	1:02.027	13	16.355	23.303	19.602	59.260	5	16.924	23.689	19.885	1:00.498
8	16.745	23.520	20.614	1:00.879	14	16.539	23.290	19.630	59.459	6	16.596	23.559	19.905	1:00.060
9	16.712	23.619	19.933	1:00.264	<b>N°16 BONNET Mathys</b>					7	16.749	23.515	19.895	1:00.159
10	16.700	23.660	19.983	1:00.343	1	20.876	24.690	20.099	1:05.665	8	16.789	23.509	19.776	1:00.074
11	16.628	23.503	20.053	1:00.184						9	16.495	23.406	19.867	59.768



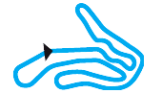


# TROPHÉE OSCAR PETIT

## ÉPREUVE 1

14 & 15 MARS 2015

Circuit International  
**BRUN**



**Nationale**

**Finale (F)**

**Analyse des tours**

Pour information, sans valeur officielle

Tours	Secteur 1	Secteur 2	Secteur 3	mps au tour	Tours	Secteur 1	Secteur 2	Secteur 3	mps au tour	Tours	Secteur 1	Secteur 2	Secteur 3	mps au tour
10	16.773	23.600	19.778	1:00.151	3	<b>16.395</b>	<b>23.319</b>	<b>19.687</b>	<b>59.401</b>	3	17.520	<b>23.957</b>	<b>20.278</b>	<b>1:01.755</b>
11	16.838	23.445	19.810	1:00.093	4	<b>16.269</b>	23.479	<b>19.653</b>	59.401	4	17.493	25.032	20.419	1:02.944
12	16.678	23.575	19.801	1:00.054	5	16.310	<b>23.206</b>	<b>19.492</b>	<b>59.008</b>	5	<b>16.889</b>	24.383	20.289	<b>1:01.561</b>
13	16.705	23.448	<b>19.767</b>	59.920	6	16.283	23.234	<b>19.461</b>	<b>58.978</b>	6	16.913	<b>23.948</b>	<b>20.168</b>	<b>1:01.029</b>
14	16.663	23.465	19.797	59.925	7	16.443	23.228	19.589	59.260	7	<b>16.623</b>	24.099	20.236	<b>1:00.958</b>
<b>N°19 HEBRARD Sacha</b>					8	16.285	23.305	19.476	59.066	8	<b>16.619</b>	23.998	<b>19.966</b>	<b>1:00.583</b>
1	<b>19.360</b>	<b>24.772</b>	<b>20.171</b>	<b>1:04.303</b>	9	<b>16.239</b>	<b>23.186</b>	19.910	59.335	9	16.728	<b>23.624</b>	<b>19.796</b>	<b>1:00.148</b>
2	<b>17.354</b>	<b>23.706</b>	<b>20.065</b>	<b>1:01.125</b>	10	16.651	23.474	19.462	59.587	10	<b>16.590</b>	<b>23.565</b>	19.897	<b>1:00.052</b>
3	<b>17.297</b>	<b>23.471</b>	<b>19.861</b>	<b>1:00.629</b>	11	16.463	23.212	19.568	59.243	11	16.964	23.762	20.041	1:00.767
4	<b>16.726</b>	23.475	<b>19.663</b>	<b>59.864</b>	12	<b>16.229</b>	23.342	19.572	59.143	12	<b>16.564</b>	23.632	19.847	<b>1:00.043</b>
5	<b>16.608</b>	23.632	19.808	1:00.048	13	16.337	<b>23.123</b>	<b>19.433</b>	<b>58.893</b>	13	<b>16.362</b>	24.077	19.829	1:00.268
6	16.829	<b>23.323</b>	20.202	1:00.354	14	16.656	24.177	19.954	1:00.787	14	16.670	23.701	19.986	1:00.357
7	<b>16.415</b>	<b>23.277</b>	20.441	1:00.133	<b>N°22 MICHAUT Alexis</b>					<b>N°25 ARRAULT Colin</b>				
8	16.640	<b>23.217</b>	19.737	<b>59.594</b>	1	<b>19.933</b>	<b>24.311</b>	<b>20.577</b>	<b>1:04.821</b>	1	<b>20.489</b>	<b>25.421</b>	<b>20.264</b>	<b>1:06.174</b>
9	16.506	<b>23.154</b>	20.719	1:00.379	2	<b>17.456</b>	<b>23.781</b>	<b>19.989</b>	<b>1:01.226</b>	2	<b>17.212</b>	<b>24.230</b>	<b>20.132</b>	<b>1:01.574</b>
10	16.760	23.414	19.868	1:00.042	3	<b>16.529</b>	<b>23.652</b>	<b>19.887</b>	<b>1:00.068</b>	3	<b>17.129</b>	<b>24.185</b>	<b>20.107</b>	<b>1:01.421</b>
11	16.628	23.355	19.856	59.839	4	<b>16.476</b>	<b>23.376</b>	<b>19.653</b>	<b>59.505</b>	4	17.286	<b>24.021</b>	<b>19.873</b>	<b>1:01.180</b>
12	16.809	23.497	20.434	1:00.740	5	<b>16.301</b>	<b>23.083</b>	<b>19.490</b>	<b>58.874</b>	5	<b>16.467</b>	<b>23.247</b>	20.105	<b>59.819</b>
13	17.330	23.622	19.927	1:00.879	6	<b>16.145</b>	23.144	19.616	58.905	6	16.596	<b>23.195</b>	<b>19.721</b>	<b>59.512</b>
14	16.806	23.464	20.701	1:00.971	7	16.541	23.428	19.541	59.510	7	<b>16.393</b>	23.447	20.548	1:00.388
<b>N°20 SERVIER Emma</b>					8	16.766	23.292	19.662	59.720	8	16.728	23.340	19.892	59.960
1	<b>19.462</b>	<b>24.471</b>	<b>20.829</b>	<b>1:04.762</b>	9	16.365	23.191	19.531	59.087	9	16.542	24.370	19.810	1:00.722
2	<b>17.023</b>	<b>23.496</b>	<b>19.771</b>	<b>1:00.290</b>	10	16.736	23.659	20.639	1:01.034	10	<b>16.193</b>	23.240	20.042	<b>59.475</b>
3	<b>16.652</b>	23.567	<b>19.664</b>	<b>59.883</b>	11	16.297	<b>23.049</b>	19.631	58.977	11	16.437	23.658	<b>19.698</b>	59.793
4	<b>16.532</b>	<b>23.418</b>	<b>19.521</b>	<b>59.471</b>	12	16.579	23.238	<b>19.391</b>	59.208	12	16.274	23.502	<b>19.504</b>	<b>59.280</b>
5	<b>16.475</b>	<b>23.230</b>	19.716	<b>59.421</b>	13	16.321	23.204	19.655	59.180	13	16.325	23.484	<b>19.492</b>	59.301
6	16.645	23.415	<b>19.419</b>	59.479	14	16.526	35.164	22.509	1:14.199	14	16.360	23.349	21.050	1:00.759
7	16.820	23.335	19.578	59.733	<b>N°23 BONARD Baptiste</b>					<b>N°26 SZYMANSKI Hugo</b>				
8	17.247	<b>23.156</b>	19.680	1:00.083	1	<b>20.727</b>	<b>46.889</b>	<b>22.104</b>	<b>1:29.720</b>	1	<b>19.373</b>	<b>24.836</b>	<b>20.271</b>	<b>1:04.480</b>
9	<b>16.432</b>	23.208	19.463	<b>59.103</b>	2	<b>17.431</b>	<b>25.465</b>	<b>20.775</b>	<b>1:03.671</b>	2	<b>16.838</b>	<b>23.974</b>	<b>19.745</b>	<b>1:00.557</b>
10	16.693	23.627	20.155	1:00.475	3	<b>17.208</b>	<b>25.056</b>	20.912	<b>1:03.176</b>	3	<b>16.442</b>	<b>23.514</b>	<b>19.730</b>	<b>59.686</b>
11	16.477	<b>23.004</b>	19.642	59.123	4	17.282	<b>24.295</b>	<b>20.647</b>	<b>1:02.224</b>	4	16.507	23.872	19.785	1:00.164
12	16.548	23.065	<b>19.403</b>	<b>59.016</b>	5	<b>17.134</b>	24.681	20.790	1:02.605	5	<b>16.413</b>	<b>23.468</b>	19.750	<b>59.631</b>
13	16.502	23.203	19.538	59.243	6	17.172	24.526	20.654	1:02.352	6	16.490	<b>23.363</b>	<b>19.669</b>	<b>59.522</b>
14	16.483	23.231	19.488	59.202	7	17.509	<b>24.222</b>	24.107	1:05.838	7	<b>16.297</b>	23.381	<b>19.663</b>	<b>59.341</b>
<b>N°21 NOMBLOT Jean</b>					<b>N°24 LAUNAY Océane</b>					8	<b>16.240</b>	23.598	<b>19.564</b>	59.402
1	<b>18.295</b>	<b>23.919</b>	<b>19.859</b>	<b>1:02.073</b>	1	<b>19.855</b>	<b>25.552</b>	<b>20.743</b>	<b>1:06.150</b>	9	16.265	<b>23.329</b>	<b>19.455</b>	<b>59.049</b>
2	<b>16.763</b>	<b>23.724</b>	20.557	<b>1:01.044</b>	2	<b>17.294</b>	<b>24.493</b>	20.745	<b>1:02.532</b>	10	16.260	23.823	19.605	59.688

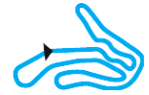


# TROPHÉE OSCAR PETIT

## ÉPREUVE 1

14 & 15 MARS 2015

Circuit International  
**BRUN**  
Team



**Nationale**

Finale (F)

Analyse des tours

Pour information, sans valeur officielle

Tours	Secteur 1	Secteur 2	Secteur 3	mps au tour
11	16.148	23.187	19.729	59.064
12	16.113	23.335	19.406	58.854
13	16.379	23.326	19.585	59.290
14	16.269	24.248	20.032	1:00.549

**N°27 SOBREVIA Viny**

1	19.190	24.115	20.499	1:03.804
2	17.331	23.973	19.828	1:01.132
3	16.569	23.865	20.070	1:00.504
4	16.406	23.817	19.795	1:00.018
5	16.473	23.470	19.712	59.655
6	16.319	23.446	19.651	59.416
7	16.544	23.487	19.732	59.763
8	16.371	23.423	19.925	59.719
9	16.386	23.397	19.910	59.693
10	16.429	23.466	19.684	59.579
11	16.240	23.369	19.996	59.605
12	16.350	24.051	19.588	59.989
13	16.445	23.552	19.553	59.550
14	16.582	23.591	19.765	59.938

**N°28 MAISSE Lucas**

1	20.633	25.581	20.526	1:06.740
2	18.469	24.683	20.334	1:03.486
3	16.986	24.327	20.134	1:01.447
4	17.122	24.347	20.149	1:01.618
5	17.073	24.030	20.356	1:01.459
6	16.864	24.194	19.986	1:01.044
7	16.754	23.938	20.157	1:00.849
8	16.810	24.048	19.867	1:00.725
9	16.753	23.647	19.797	1:00.197
10	16.624	23.553	19.775	59.952
11	16.981	23.743	19.969	1:00.693
12	16.794	23.564	19.781	1:00.139
13	16.631	23.687	20.023	1:00.341
14	17.037	24.061	19.845	1:00.943

**N°29 CHASSAGNEUX Antoine**

1	18.786	23.988	19.835	1:02.609
2	16.803	23.410	20.042	1:00.255
3	16.390	23.405	19.591	59.386

Tours	Secteur 1	Secteur 2	Secteur 3	mps au tour
4	16.296	23.208	19.633	59.137
5	16.409	23.232	19.545	59.186
6	16.334	23.165	19.580	59.079
7	16.343	23.293	19.631	59.267
8	16.204	23.211	19.658	59.073
9	16.267	23.216	19.784	59.267
10	16.614	23.365	19.722	59.701
11	17.162	23.275	19.604	1:00.041
12	16.308	23.387	19.574	59.269
13	16.223	23.002	19.456	58.681
14	16.417	23.859	20.023	1:00.299

**N°30 DURAND Louis**

1	18.468	24.216	19.949	1:02.633
2	17.286	23.455	20.299	1:01.040

**N°31 SCHEURER Jean-Baptiste**

1	19.793	25.380	20.389	1:05.562
2	16.954	24.144	20.557	1:01.655
3	16.846	23.558	19.919	1:00.323
4	16.461	23.348	19.733	59.542
5	16.551	23.541	21.301	1:01.393
6	16.712	23.380	19.840	59.932
7	16.776	23.676	20.134	1:00.586
8	16.356	23.381	19.972	59.709
9	17.480	27.277	20.557	1:05.314
10	16.623	23.635	20.156	1:00.414
11	16.488	23.584	19.955	1:00.027
12	16.626	23.330	19.808	59.764
13	16.684	23.244	19.835	59.763
14	16.536	23.347	19.878	59.761

**N°32 ARNAUD Hugo**

1	20.006	25.090	20.263	1:05.359
2	17.043	24.137	19.814	1:00.994
3	16.640	23.388	19.555	59.583
4	17.050	23.760	19.746	1:00.556
5	16.331	23.239	19.507	59.077
6	16.363	23.194	19.559	59.116
7	16.433	23.244	19.953	59.630
8	16.369	23.093	19.429	58.891

Tours	Secteur 1	Secteur 2	Secteur 3	mps au tour
9	16.884	23.093	20.691	1:00.668
10	16.353	23.140	19.522	59.015
11	16.303	23.039	19.558	58.900
12	16.221	22.999	19.413	58.633
13	16.320	23.181	19.356	58.857
14	16.809	23.563	19.764	1:00.136

**N°33 CIFARELLI Morgan**

1	19.454	25.425	20.236	1:05.115
2	17.024	23.835	19.923	1:00.782
3	16.704	23.384	19.995	1:00.083
4	16.663	23.446	19.756	59.865
5	16.484	23.590	19.802	59.876
6	16.613	23.448	19.757	59.818
7	16.513	23.338	19.659	59.510
8	16.418	23.817	19.663	59.898
9	16.470	23.367	19.576	59.413
10	16.380	23.231	19.582	59.193
11	16.259	23.246	19.669	59.174
12	16.326	23.376	19.700	59.402
13	16.446	23.234	19.650	59.330
14	16.835	23.571	19.786	1:00.192

**N°34 POTAIN Jérémy**

1	19.472	24.453	20.524	1:04.449
2	16.629	23.626	19.917	1:00.172
3	16.640	23.445	19.837	59.922
4	16.577	23.390	19.633	59.600
5	16.466	23.342	19.652	59.460
6	16.308	23.335	19.689	59.332
7	16.487	23.183	19.647	59.317
8	16.408	23.238	19.656	59.302
9	16.324	23.219	19.587	59.130
10	16.324	23.301	19.492	59.117
11	16.285	23.160	19.508	58.953
12	16.299	23.102	19.649	59.050
13	16.341	23.209	19.553	59.103
14	16.309	23.153	19.777	59.239

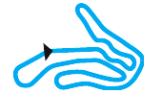


# TROPHÉE OSCAR PETIT

## ÉPREUVE 1

14 & 15 MARS 2015

Circuit International  
**BRUN**  
Team



**Nationale**

Finale (F)

Analyse des tours

Pour information, sans valeur officielle

Tours	Secteur 1	Secteur 2	Secteur 3	mps au tour	Tours	Secteur 1	Secteur 2	Secteur 3	mps au tour	Tours	Secteur 1	Secteur 2	Secteur 3	mps au tour
<b>N°35 BACCONNET Kilian</b>					8	16.690	<b>23.410</b>	19.933	1:00.033	<b>N°40 GENEST Louis</b>				
1	<b>20.043</b>	<b>27.212</b>	<b>20.592</b>	<b>1:07.847</b>	9	16.616	24.200	19.851	1:00.667	1	<b>20.925</b>	<b>25.089</b>	<b>20.611</b>	<b>1:06.625</b>
2	<b>16.633</b>	<b>24.111</b>	<b>20.336</b>	<b>1:01.080</b>	10	<b>16.484</b>	<b>23.384</b>	<b>19.726</b>	<b>59.594</b>	2	<b>17.245</b>	<b>24.529</b>	20.804	<b>1:02.578</b>
3	16.701	<b>23.935</b>	<b>19.912</b>	<b>1:00.548</b>	11	16.579	<b>23.336</b>	19.910	59.825	3	17.623	<b>24.277</b>	<b>20.364</b>	<b>1:02.264</b>
4	17.087	<b>23.468</b>	<b>19.632</b>	<b>1:00.187</b>	12	<b>16.437</b>	23.407	19.733	<b>59.577</b>	4	<b>17.077</b>	24.338	<b>19.854</b>	<b>1:01.269</b>
5	<b>16.461</b>	<b>23.409</b>	19.676	<b>59.546</b>	13	16.455	23.366	<b>19.595</b>	<b>59.416</b>	5	<b>16.543</b>	<b>23.591</b>	19.979	<b>1:00.113</b>
6	<b>16.451</b>	<b>23.280</b>	20.002	59.733	14	<b>16.370</b>	23.706	20.280	1:00.356	6	<b>16.532</b>	24.224	19.931	1:00.687
7	16.472	23.357	19.925	59.754	<b>N°38 PERCEVAL Antoine</b>					<b>N°41 MINGHELLI Adrien</b>				
8	<b>16.426</b>	24.220	<b>19.573</b>	1:00.219	1	<b>17.933</b>	<b>24.104</b>	<b>20.038</b>	<b>1:02.075</b>	1	<b>17.734</b>	<b>25.196</b>	<b>20.518</b>	<b>1:03.448</b>
9	<b>16.339</b>	23.523	20.198	1:00.060	2	<b>16.992</b>	<b>23.404</b>	<b>19.680</b>	<b>1:00.076</b>	2	<b>17.260</b>	<b>23.895</b>	<b>20.253</b>	<b>1:01.408</b>
10	16.380	23.437	19.731	59.548	3	<b>16.318</b>	<b>23.287</b>	<b>19.564</b>	<b>59.169</b>	3	<b>17.029</b>	23.952	<b>19.996</b>	<b>1:00.977</b>
11	16.551	23.469	19.642	59.662	4	16.355	23.364	<b>19.442</b>	<b>59.161</b>	4	17.174	24.239	20.313	1:01.726
12	16.467	23.306	19.627	<b>59.400</b>	5	<b>16.168</b>	<b>23.227</b>	<b>19.391</b>	<b>58.786</b>	5	17.040	24.109	20.148	1:01.297
13	16.372	<b>23.256</b>	<b>19.552</b>	<b>59.180</b>	6	16.267	<b>23.121</b>	<b>19.372</b>	<b>58.760</b>	6	<b>16.456</b>	<b>23.735</b>	19.997	<b>1:00.188</b>
14	<b>16.300</b>	23.488	20.377	1:00.165	7	16.250	<b>22.962</b>	<b>19.337</b>	<b>58.549</b>	7	16.683	<b>23.598</b>	20.659	1:00.940
<b>N°36 GANY Rehane</b>					8	<b>16.144</b>	22.997	19.502	58.643	8	16.530	24.046	20.293	1:00.869
1	<b>20.473</b>	<b>25.118</b>	<b>21.137</b>	<b>1:06.728</b>	9	16.327	23.122	19.481	58.930	9	16.571	<b>23.592</b>	20.076	1:00.239
2	<b>17.067</b>	<b>24.252</b>	<b>20.067</b>	<b>1:01.386</b>	10	16.190	23.240	19.368	58.798	10	16.628	23.685	<b>19.766</b>	<b>1:00.079</b>
3	<b>17.003</b>	<b>23.827</b>	<b>19.780</b>	<b>1:00.610</b>	11	16.407	23.226	19.398	59.031	11	16.456	<b>23.531</b>	<b>19.681</b>	<b>59.668</b>
4	<b>16.651</b>	23.938	<b>19.772</b>	<b>1:00.361</b>	12	16.322	22.999	19.423	58.744	12	16.480	23.738	<b>19.676</b>	59.894
5	<b>16.494</b>	<b>23.623</b>	<b>19.762</b>	<b>59.879</b>	13	16.231	23.011	19.525	58.767	13	<b>16.346</b>	23.748	<b>19.637</b>	59.731
6	16.816	23.875	19.972	1:00.663	14	16.565	23.711	20.149	1:00.425	14	<b>16.325</b>	<b>23.462</b>	19.669	<b>59.456</b>
7	16.919	23.634	19.775	1:00.328	<b>N°39 BUXERAUD Antoine</b>					<b>N°42 BOURGADE Alexis</b>				
8	16.652	23.681	19.868	1:00.201	1	<b>19.965</b>	<b>25.893</b>	<b>20.699</b>	<b>1:06.557</b>	1	<b>21.906</b>	<b>26.584</b>	<b>21.209</b>	<b>1:09.699</b>
9	16.769	<b>23.620</b>	20.560	1:00.949	2	<b>16.914</b>	<b>24.200</b>	<b>20.017</b>	<b>1:01.131</b>	2	<b>17.557</b>	<b>24.812</b>	<b>20.873</b>	<b>1:03.242</b>
10	16.527	<b>23.535</b>	19.906	59.968	3	<b>16.701</b>	<b>23.767</b>	<b>19.952</b>	<b>1:00.420</b>	3	17.577	<b>24.743</b>	<b>20.761</b>	<b>1:03.081</b>
11	16.504	<b>23.374</b>	<b>19.714</b>	<b>59.592</b>	4	17.173	24.153	19.955	1:01.281	4	<b>17.391</b>	<b>24.730</b>	20.942	<b>1:03.063</b>
12	16.508	23.536	19.714	59.758	5	16.836	<b>23.566</b>	<b>19.842</b>	<b>1:00.244</b>	5	17.475	<b>24.500</b>	<b>20.747</b>	<b>1:02.722</b>
13	16.515	23.406	<b>19.687</b>	59.608	6	<b>16.621</b>	24.461	20.447	1:01.529	6	17.413	24.657	20.898	1:02.968
14	<b>16.426</b>	23.772	<b>19.617</b>	59.815	7	16.755	23.875	20.807	1:01.437	7	17.466	24.737	20.927	1:03.130
<b>N°37 CHELI Etienne</b>					8	<b>16.606</b>	23.574	20.044	<b>1:00.224</b>	8	<b>17.219</b>	24.560	20.788	<b>1:02.567</b>
1	<b>21.220</b>	<b>25.625</b>	<b>20.363</b>	<b>1:07.208</b>	9	<b>16.538</b>	24.046	20.046	1:00.630	9	17.407	24.676	20.817	1:02.900
2	<b>17.050</b>	<b>24.952</b>	<b>20.319</b>	<b>1:02.321</b>	10	<b>16.516</b>	<b>23.196</b>	19.914	<b>59.626</b>	10	17.386	24.811	20.761	1:02.958
3	<b>16.915</b>	<b>24.356</b>	<b>19.866</b>	<b>1:01.137</b>	11	16.556	23.778	20.749	1:01.083	11	17.424	<b>24.493</b>	20.857	1:02.774
4	17.097	<b>24.226</b>	<b>19.737</b>	<b>1:01.060</b>	12	16.553	23.503	<b>19.775</b>	59.831	12	17.491	24.608	21.433	1:03.532
5	<b>16.529</b>	<b>23.519</b>	19.774	<b>59.822</b>	13	16.625	23.365	19.786	59.776	<b>N°43 TARTARIN Lucas</b>				
6	16.578	<b>23.502</b>	19.770	59.850	14	16.657	23.352	20.081	1:00.090	1	<b>19.983</b>	<b>24.397</b>	<b>20.687</b>	<b>1:05.067</b>
7	16.697	<b>23.461</b>	19.902	1:00.060										





# TROPHÉE OSCAR PETIT ÉPREUVE 1

14 & 15 MARS 2015



Nationale

Finale (F)

Analyse des tours

Pour information, sans valeur officielle

Tours	Secteur 1	Secteur 2	Secteur 3	mps au tour
2	17.399	23.801	20.021	1:01.221
3	16.530	23.582	20.207	1:00.319
4	16.734	23.504	19.736	59.974
5	16.588	23.363	19.716	59.667
6	16.348	23.406	19.659	59.413
7	16.535	23.424	19.774	59.733
8	16.443	23.308	19.660	59.411
9	16.273	23.351	19.628	59.252
10	16.347	23.321	19.674	59.342
11	16.282	23.170	19.571	59.023
12	16.472	23.352	19.535	59.359
13	16.306	23.453	19.712	59.471
14	16.304	24.908	19.801	1:01.013

N°44 VILLE Nicolas

1	17.943	23.874	19.969	1:01.786
2	17.439	23.784	19.976	1:01.199
3	16.287	23.420	19.598	59.305
4	16.342	23.324	19.546	59.212
5	16.331	23.271	19.589	59.191
6	16.295	23.194	19.604	59.093
7	16.658	23.233	19.587	59.478
8	16.280	23.226	19.566	59.072
9	16.329	23.440	19.695	59.464
10	16.925	23.572	19.486	59.983
11	16.609	23.116	19.437	59.162
12	16.184	23.088	19.548	58.820
13	16.208	23.093	19.574	58.875
14	16.723	23.581	19.572	59.876



# TROPHÉE OSCAR PETIT ÉPREUVE 1

14 & 15 MARS 2015



Nationale

Finale (F)  
Grille de départ

Document 9 OFFICIEL

Sous réserve du contrôle technique ou d'incidents d'ordre sportif

	<b>22</b>	11	PORRO Antoine	
25	ARRAULT Colin	<b>21</b>	17	BOULEY Manon
31	SCHEURER Jean-Baptiste	<b>20</b>	32	ARNAUD Hugo
35	BACCONNET Kilian	<b>19</b>	42	BOURGADE Alexis
26	SZYMANSKI Hugo	<b>18</b>	23	BONARD Baptiste
3	MALOT Léo	<b>17</b>	24	LAUNAY Océane
37	CHELI Etienne	<b>16</b>	40	GENEST Louis
28	MAISSE Lucas	<b>15</b>	36	GANY Rehane
41	MINGHELLI Adrien	<b>14</b>	1	GARDET Alexi
8	IMBERT Alexandre	<b>13</b>	39	BUXERAUD Antoine
7	SCHERPEREEL Etienne	<b>12</b>	15	HAEFFELI Nicolas
19	HEBRARD Sacha	<b>11</b>	6	JOUVANCEAUX Antoine
4	JOUVANCEAUX Lucas	<b>10</b>	22	MICHAUT Alexis
33	CIFARELLI Morgan	<b>9</b>	14	BAVEREL Paul
27	SOBREVA Vinv	<b>8</b>	43	TARTARIN Lucas
20	SERVIER Emma	<b>7</b>	34	POTAIN Jérémy
10	GILLOZ Valentin	<b>6</b>	18	CARBONNEL Arthur
16	BONNET Mathys	<b>5</b>	12	CLAUDE Emile
21	NOMBLOT Jean	<b>4</b>	29	CHASSAGNEUX Antoine
2	CAPPELLO Christopher	<b>3</b>	30	DURAND Louis
44	VILLE Nicolas	<b>2</b>	38	PERCEVAL Antoine
9	COURSIMAUULT Enzo	<b>1</b>	5	ETEKI Adam

POLE POSITION



Départ : 15/03 - 16:10 14 Tours = 20,650 Km