

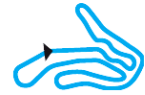


# TROPHÉE OSCAR PETIT

## ÉPREUVE 1

14 & 15 MARS 2015

Circuit International  
**BRUN**



**Nationale**

**Manche Qualificative (MQ)**

**Document 6 OFFICIEL**

**Résultats**

Sous réserve du contrôle technique ou d'incidents d'ordre sportif

Cl	N°	Pilote	Classe	Club	CRK	Tours	Ecart	Interv.	Meilleur tour
1	5	ETEKI Adam	Nationale	MEUDON	ILE DE FRANCE	10			58.565
2	2	CAPPELLO Christopher	Nationale	ANNEMASSE	RHÔNE ALPES	10	<b>0.543</b>	0.543	58.292
3	9	COURSIMAUULT Enzo	Nationale	LOCHES	CENTRE	10	<b>0.923</b>	0.380	58.736
4	21	NOMBLLOT Jean	Nationale	SENS ECLUSE	ILE DE FRANCE	10	<b>1.223</b>	0.300	58.453
5	29	CHASSAGNEUX Antoine	Nationale	VILLARS	AUVERGNE	10	<b>1.473</b>	0.250	58.626
6	30	DURAND Louis	Nationale	PUMA FOREZ	AUVERGNE	10	<b>2.580</b>	1.107	58.508
7	38	PERCEVAL Antoine	Nationale	BRETIGNY	ILE DE FRANCE	10	<b>2.603</b>	0.023	58.614
8	43	TARTARIN Lucas	Nationale	MARCILLAT	AUVERGNE	10	<b>2.790</b>	0.187	58.606
9	44	VILLE Nicolas	Nationale	VILLARS	AUVERGNE	10	<b>7.253</b>	4.463	58.095
10	12	CLAUDE Emile	Nationale	BESANCON	BOURGOGNE F.COMTÉ	10	<b>8.495</b>	1.242	58.905
11	18	CARBONNEL Arthur	Nationale	SALBRIS	CENTRE	10	<b>9.009</b>	0.514	58.785
12	10	GILLOZ Valentin	Nationale	MONTBELIARD	BOURGOGNE F.COMTÉ	10	<b>10.106</b>	1.097	58.870
13	34	POTAIN Jérémy	Nationale	VARENNES	AUVERGNE	10	<b>11.222</b>	1.116	58.822
14	20	SERVIER Emma	Nationale	VARENNES	AUVERGNE	10	<b>12.749</b>	1.527	59.198
15	16	BONNET Mathys	Nationale	VILLARS	AUVERGNE	10	<b>13.556</b>	0.807	59.071
16	15	HAEFFELI Nicolas	Nationale	BIESHEIM	LORRAINE ALSACE	10	<b>14.157</b>	0.601	59.249
17	25	ARRAULT Colin	Nationale	LOCHES	CENTRE	10	<b>16.942</b>	2.785	58.734
18	6	JOUVANCEAUX Antoine	Nationale	CHALON	BOURGOGNE F.COMTÉ	10	<b>21.759</b>	4.817	59.081
19	33	CIFARELLI Morgan	Nationale	SAVOIE	RHÔNE ALPES	10	<b>21.898</b>	0.139	59.847
20	31	SCHEURER Jean-Baptiste	Nationale	MONTBELIARD	BOURGOGNE F.COMTÉ	10	<b>21.997</b>	0.099	59.686
21	4	JOUVANCEAUX Lucas	Nationale	CHALON	BOURGOGNE F.COMTÉ	10	<b>22.179</b>	0.182	59.843
22	7	SCHERPEREEL Etienne	Nationale	SAINT QUENTIN	NORD PICARDIE	10	<b>22.288</b>	0.109	59.633
23	27	SOBREVIA Viny	Nationale	LA GRANDE MOTTE	LANGUEDOC ROUSSILLON	10	<b>23.289</b>	1.001	59.689
24	8	IMBERT Alexandre	Nationale	KART 2000	PACA	10	<b>23.662</b>	0.373	1:00.342
25	14	BAVEREL Paul	Nationale	BESANCON	BOURGOGNE F.COMTÉ	10	<b>23.778</b>	0.116	59.132
26	36	GANY Rehane	Nationale	ASK CLUB BOURBON	LA RÉUNION	10	<b>24.290</b>	0.512	59.218
27	22	MICHAUT Alexis	Nationale	ST AMAND	CENTRE	10	<b>24.455</b>	0.165	59.533
28	26	SZYMANSKI Hugo	Nationale	REIMS KART	CHAMPAGNE ARDENNE	10	<b>28.437</b>	3.982	59.285
29	1	GARDET Alexi	Nationale	ANNEMASSE	RHÔNE ALPES	10	<b>28.982</b>	0.545	1:00.141
30	19	HEBRARD Sacha	Nationale	PAU	AQUITAINE	10	<b>29.072</b>	0.090	59.735
31	37	CHELI Etienne	Nationale	CHALON	BOURGOGNE F.COMTÉ	10	<b>29.653</b>	0.581	1:00.011
32	11	PORRO Antoine	Nationale	BESANCON	BOURGOGNE F.COMTÉ	10	<b>29.797</b>	0.144	1:00.251
33	17	BOULEY Manon	Nationale	TOURAINNE	CENTRE	10	<b>30.184</b>	0.387	59.928
34	41	MINGHELLI Adrien	Nationale	BAR SUR LOUP	PACA	10	<b>30.971</b>	0.787	1:00.084
35	24	LAUNAY Océane	Nationale	ASA CENTRE	CENTRE	10	<b>31.249</b>	0.278	1:00.487
36	40	GENEST Louis	Nationale	CHEVILLY	ILE DE FRANCE	10	<b>31.432</b>	0.183	1:00.291
37	3	MALOT Léo	Nationale	CHALON	BOURGOGNE F.COMTÉ	10	<b>38.299</b>	6.867	1:00.494
38	42	BOURGADE Alexis	Nationale	KART 63	AUVERGNE	10	<b>38.951</b>	0.652	1:01.469
39	23	BONARD Baptiste	Nationale	SALBRIS	CENTRE	10	<b>41.024</b>	2.073	1:01.182
40	35	BACCONNET Kilian	Nationale	VILLARS	AUVERGNE	10	<b>53.935</b>	12.911	1:00.107
41	39	BUXERAUD Antoine	Nationale	LIMOGES BRIANCE	LIMOUSIN	4	<b>6 Tours</b>	6 Tours	1:00.733
42	28	MAISSE Lucas	Nationale	PUMA FOREZ	AUVERGNE	1	<b>9 Tours</b>	3 Tours	1:06.126
43	32	ARNAUD Hugo	Nationale	VILLARS	AUVERGNE	0	<b>10 Tours</b>	1 Tour	

Tête de course : N°9 COURSIMAUULT Enzo (1-1) / N°5 ETEKI Adam (2-4) / N°9 COURSIMAUULT Enzo (5-7) / N°5 ETEKI Adam (8-10)

Départ : 15/03 - 10:10:34

Meilleur tour : N°44 VILLE Nicolas

58.095 91,40 Km/h

Météo : Soleil Air : 4°C Piste : Sèche

Ancien record de l'épreuve : N°9 COURSIMAUULT Enzo

58.164 91,29 Km/h



# TROPHÉE OSCAR PETIT

## ÉPREUVE 1

14 & 15 MARS 2015

Circuit International  
**BRUN**  
Team



**Nationale**

Manche Qualificative (MQ)

Pour information, sans valeur officielle

Tableau des tours

	1	2	3	4	5	6	7	8	9	10	11	12	13	14	15	16	17	18	19	20	21	22	23	24	25	26	27	28	29	30	31	32	33	34	35	36	37	38	39	40	41	42	43
Grille	9	2	5	32	29	30	38	20	6	43	21	34	18	25	35	27	12	26	22	10	33	15	16	28	37	7	31	8	39	41	19	4	36	1	3	17	40	11	24	23	42	14	44
Départ	9	2	5	<del>32</del>	29	38	30	20	6	43	25	21	34	18	27	35	10	12	33	15	16	28	7	37	8	31	41	39	4	1	19	17	36	11	3	23	40	14	24	44	22	42	26
Tour 1	9	5	2	29	38	30	43	21	18	25	27	20	10	12	33	34	15	<del>28</del>	8	7	37	39	16	4	44	19	31	1	17	36	14	11	22	23	24	40	41	42	6	3	26	35	
Intervalle		0.0	0.4	0.2	0.1	0.2	0.4	1.1	0.3	0.1	0.4	0.0	0.2	0.6	0.1	1.1	0.2	0.3	0.1	0.0	0.1	0.2	0.1	0.2	0.1	0.1	0.2	0.1	0.4	0.2	0.6	0.2	0.1	0.7	0.2	0.6	0.4	0.6	0.6	0.3	1.1	27.5	
Tour 2	5	9	2	29	38	30	43	21	18	27	20	10	12	25	33	34	15	8	44	16	7	1	31	39	4	19	17	14	36	11	22	24	41	23	6	37	40	26	42	3	35		
		0.0	0.1	0.7	0.3	0.2	0.3	0.4	1.3	0.6	0.2	0.2	0.1	0.0	0.0	0.5	0.7	1.8	1.0	0.1	0.3	0.0	0.2	0.1	0.0	0.0	0.2	0.1	0.0	0.6	0.1	2.5	0.4	0.6	0.0	0.2	0.3	0.2	0.3	0.3	0.3	26.2	
Tour 3	5	9	29	2	38	30	21	43	18	27	20	12	33	34	10	25	15	44	16	8	1	7	4	39	31	19	14	36	22	17	11	6	24	37	41	26	40	42	23	3	35		
		0.7	0.1	0.2	0.0	0.1	0.7	0.2	2.1	0.5	0.2	0.3	1.1	0.1	0.4	0.1	0.2	1.1	1.0	0.0	1.2	0.1	0.1	0.2	0.2	0.1	0.4	0.1	0.1	0.6	0.4	2.4	0.2	0.8	0.5	0.3	0.2	1.1	0.9	0.1	23.2		
Tour 4	5	9	29	38	2	21	30	43	18	27	12	20	34	10	44	15	25	16	8	4	33	7	31	<del>39</del>	1	36	14	22	17	11	6	19	37	24	26	40	41	42	23	3	35		
		0.1	0.4	0.5	0.1	0.2	0.2	0.3	2.5	0.7	0.3	0.1	1.2	0.4	0.5	0.2	0.3	1.5	0.8	1.8	0.2	0.0	0.3	0.9	0.0	0.1	0.2	0.1	0.1	0.5	0.9	0.1	1.4	0.4	1.1	0.2	1.1	0.7	1.7	0.3	20.8		
Tour 5	9	5	29	21	2	30	38	43	18	12	27	20	34	44	10	25	15	16	8	4	33	31	7	36	6	14	22	1	17	19	37	11	26	24	40	41	42	23	3	35			
		0.1	0.1	0.8	0.1	0.2	0.2	0.5	2.6	0.6	0.2	0.0	1.0	0.1	0.4	1.2	0.1	1.6	2.2	0.8	0.2	0.3	0.1	3.6	0.0	0.2	0.5	0.1	0.0	0.1	0.2	0.3	0.8	0.1	0.9	0.9	1.8	1.9	0.1	19.3			
Tour 6	9	5	29	2	30	21	38	43	18	12	20	44	34	27	10	25	15	16	8	4	31	33	7	6	14	36	22	1	17	37	26	11	19	24	40	41	42	3	23	35			
		0.0	0.3	0.6	0.2	0.2	0.0	0.7	3.4	0.1	1.0	0.1	0.6	0.1	0.1	0.5	0.6	1.9	3.5	0.0	0.1	0.2	0.5	3.1	1.1	0.1	0.1	1.3	0.2	0.0	0.2	0.1	0.0	0.5	0.3	0.5	3.7	1.2	0.8	17.8			
Tour 7	9	5	29	2	21	30	38	43	12	18	44	10	27	34	20	25	15	16	31	4	33	8	7	6	14	36	22	1	17	26	11	19	37	24	40	41	42	3	23	35			
		0.0	0.3	0.2	0.5	0.1	0.6	0.3	4.6	0.1	0.1	1.7	0.3	0.1	0.0	0.1	0.2	1.7	4.4	0.0	0.4	0.2	0.1	1.9	1.6	0.0	0.2	1.9	0.3	0.8	0.1	0.0	0.2	0.8	0.1	0.1	4.3	0.2	2.1	16.4			
Tour 8	5	9	2	29	21	30	38	43	44	12	18	10	27	34	20	25	15	16	4	33	31	7	8	6	14	36	22	1	17	26	11	19	37	24	41	40	42	3	23	35			
		0.0	0.1	0.2	0.1	0.1	0.8	0.3	5.4	0.3	0.2	1.2	1.0	0.1	0.1	0.1	0.6	1.1	5.1	0.0	0.5	0.7	0.2	0.1	2.0	0.3	0.2	2.2	0.1	0.2	1.1	0.0	0.1	1.2	0.2	0.3	5.0	0.1	1.6	15.5			
Tour 9	5	9	2	21	29	30	38	43	44	12	18	10	34	27	20	25	15	16	31	33	4	7	6	8	14	36	22	26	1	17	19	11	37	24	41	40	42	3	23	35			
		0.8	0.1	0.4	0.1	0.0	0.1	0.3	5.3	0.7	0.1	1.6	1.1	0.3	0.2	0.1	0.2	1.1	6.2	0.0	0.2	0.4	0.1	1.7	0.0	0.4	0.5	4.3	0.0	0.3	0.1	0.2	0.0	1.0	0.1	0.2	6.1	0.1	1.5	14.3			
Tour 10	5	2	9	21	29	30	38	43	44	12	18	10	34	20	16	15	25	6	33	31	4	7	27	8	14	36	22	26	1	19	37	11	17	41	24	40	3	42	23	35			
		0.5	0.3	0.3	0.2	1.1	0.0	0.1	4.4	1.2	0.5	1.0	1.1	1.5	0.8	0.6	2.7	4.8	0.1	0.0	0.1	0.1	1.0	0.3	0.1	0.5	0.1	3.9	0.5	0.0	0.5	0.1	0.3	0.7	0.2	0.1	6.8	0.6	2.0	12.9			



# TROPHÉE OSCAR PETIT

## ÉPREUVE 1

14 & 15 MARS 2015



**Nationale**

**Manche Qualificative (MQ)**  
**Analyse des tours**

Pour information, sans valeur officielle

Tours	Secteur 1	Secteur 2	Secteur 3	mps au tour
<b>N°1 GARDET Alexi</b>				
1	20.287	25.698	20.599	1:06.584
2	17.029	24.028	20.589	1:01.646
3	16.876	23.739	19.973	1:00.588
4	18.261	23.962	20.439	1:02.662
5	16.524	25.283	21.782	1:03.589
6	16.935	24.082	20.492	1:01.509
7	16.749	23.809	19.778	1:00.336
8	16.825	23.565	19.784	1:00.174
9	17.303	24.116	20.285	1:01.704
10	16.624	23.650	19.867	1:00.141

Tours	Secteur 1	Secteur 2	Secteur 3	mps au tour
<b>N°2 CAPPELLO Christopher</b>				
1	18.039	24.098	19.918	1:02.055
2	16.485	23.514	19.571	59.570
3	16.411	23.277	20.331	1:00.019
4	16.884	23.259	19.549	59.692
5	16.216	23.413	19.373	59.002
6	16.203	23.056	19.425	58.684
7	16.086	22.956	19.341	58.383
8	16.113	22.968	19.536	58.617
9	16.186	23.382	19.687	59.255
10	16.024	22.887	19.381	58.292

Tours	Secteur 1	Secteur 2	Secteur 3	mps au tour
<b>N°3 MALOT Léo</b>				
1	25.649	25.002	20.769	1:11.420
2	17.274	25.005	20.939	1:03.218
3	17.443	25.325	20.582	1:03.350
4	17.694	24.252	20.566	1:02.512
5	17.273	23.953	20.469	1:01.695
6	16.851	24.139	20.005	1:00.995
7	16.761	23.720	20.013	1:00.494
8	17.035	24.094	20.511	1:01.640
9	16.974	24.470	20.020	1:01.464
10	17.166	23.777	19.897	1:00.840

Tours	Secteur 1	Secteur 2	Secteur 3	mps au tour
<b>N°4 JOUVANCEAUX Lucas</b>				
1	20.558	25.055	20.420	1:06.033
2	17.644	24.247	20.805	1:02.696
3	16.839	23.669	19.934	1:00.442

Tours	Secteur 1	Secteur 2	Secteur 3	mps au tour
4	17.407	23.531	19.823	1:00.761
5	16.657	23.504	19.682	59.843
6	16.496	23.527	20.109	1:00.132
7	16.516	23.748	19.993	1:00.257
8	16.838	23.446	19.974	1:00.258
9	16.998	23.756	19.820	1:00.574
10	16.872	23.963	20.379	1:01.214

Tours	Secteur 1	Secteur 2	Secteur 3	mps au tour
<b>N°5 ETEKI Adam</b>				
1	17.793	24.051	19.665	1:01.509
2	16.686	23.622	19.468	59.776
3	16.308	23.327	19.453	59.088
4	16.637	23.317	19.535	59.489
5	16.442	23.090	19.690	59.222
6	16.370	23.124	19.364	58.858
7	16.229	23.214	19.306	58.749
8	16.117	23.238	19.609	58.964
9	16.261	23.024	19.280	58.565
10	16.315	22.924	19.427	58.666

Tours	Secteur 1	Secteur 2	Secteur 3	mps au tour
<b>N°6 JOUVANCEAUX Antoine</b>				
1	29.905	24.025	20.143	1:14.073
2	16.764	24.603	20.671	1:02.038
3	16.517	23.601	20.226	1:00.344
4	16.447	23.383	19.708	59.538
5	16.535	23.583	20.470	1:00.588
6	16.503	23.549	19.621	59.673
7	16.348	23.289	19.444	59.081
8	16.524	23.284	19.397	59.205
9	16.867	23.160	19.389	59.416
10	16.509	23.258	20.383	1:00.150

Tours	Secteur 1	Secteur 2	Secteur 3	mps au tour
<b>N°7 SCHERPEREEL Etienne</b>				
1	19.802	24.808	21.538	1:06.148
2	17.503	24.013	21.418	1:02.934
3	17.121	23.566	20.139	1:00.826
4	17.333	23.884	19.908	1:01.125
5	17.205	23.463	19.635	1:00.303
6	16.641	24.081	19.620	1:00.342
7	16.553	23.423	20.252	1:00.233
8	16.996	23.535	20.216	1:00.747

Tours	Secteur 1	Secteur 2	Secteur 3	mps au tour
9	16.505	23.473	19.655	59.633
10	16.892	24.027	19.955	1:00.874

Tours	Secteur 1	Secteur 2	Secteur 3	mps au tour
<b>N°8 IMBERT Alexandre</b>				
1	20.380	24.911	20.469	1:05.760
2	17.041	24.003	20.420	1:01.464
3	16.944	24.001	19.994	1:00.939
4	16.909	23.686	19.854	1:00.449
5	16.821	24.027	19.965	1:00.813
6	16.818	23.912	20.196	1:00.926
7	16.962	23.763	20.355	1:01.080
8	16.897	23.654	20.618	1:01.169
9	17.512	23.931	19.818	1:01.261
10	17.136	23.534	19.672	1:00.342

Tours	Secteur 1	Secteur 2	Secteur 3	mps au tour
<b>N°9 COURSIMAULT Enzo</b>				
1	17.696	24.142	19.753	1:01.591
2	16.626	23.549	19.726	59.901
3	16.376	23.354	20.058	59.788
4	16.349	23.197	19.342	58.888
5	16.393	23.140	19.419	58.952
6	16.250	23.172	19.477	58.899
7	16.162	23.167	19.407	58.736
8	16.084	23.555	19.471	59.110
9	16.348	23.479	19.486	59.313
10	15.974	23.384	19.421	58.779

Tours	Secteur 1	Secteur 2	Secteur 3	mps au tour
<b>N°10 GILLOZ Valentin</b>				
1	19.600	24.264	20.363	1:04.227
2	17.219	23.651	19.792	1:00.662
3	18.122	23.709	19.836	1:01.667
4	16.632	23.246	19.667	59.545
5	16.293	23.232	19.576	59.101
6	16.509	23.192	19.692	59.393
7	16.738	23.547	19.569	59.854
8	16.414	23.254	19.519	59.187
9	16.300	23.251	19.659	59.210
10	16.272	23.145	19.453	58.870

Tours	Secteur 1	Secteur 2	Secteur 3	mps au tour
<b>N°11 PORRO Antoine</b>				
1	21.415	25.457	20.818	1:07.690

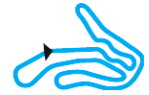


# TROPHÉE OSCAR PETIT

## ÉPREUVE 1

14 & 15 MARS 2015

Circuit International  
**BRUN**  
Team



**Nationale**

Manche Qualificative (MQ)

Analyse des tours

Pour information, sans valeur officielle

Tours	Secteur 1	Secteur 2	Secteur 3	mps au tour	Tours	Secteur 1	Secteur 2	Secteur 3	mps au tour	Tours	Secteur 1	Secteur 2	Secteur 3	mps au tour
<b>N°12 CLAUDE Emile</b>														
1	19.709	24.793	20.282	1:04.784										
2	16.782	23.625	19.775	1:00.182										
3	16.921	23.333	19.520	59.774										
4	16.409	23.262	19.808	59.479										
5	16.255	23.228	19.563	59.046										
6	16.358	23.208	19.576	59.142										
7	17.014	23.329	19.629	59.972										
8	16.586	23.544	19.584	59.714										
9	16.221	23.196	19.488	58.905										
10	16.250	23.234	19.563	59.047										
<b>N°14 BAVEREL Paul</b>														
1	21.203	24.987	20.742	1:06.932										
2	16.813	24.075	20.275	1:01.163										
3	17.410	23.832	19.888	1:01.130										
4	17.393	24.127	20.095	1:01.615										
5	17.258	24.412	20.866	1:02.536										
6	17.097	23.647	19.820	1:00.564										
7	16.323	23.607	19.741	59.676										
8	16.553	23.365	19.671	59.589										
9	16.331	23.260	19.541	59.132										
10	16.830	23.448	20.094	1:00.372										
<b>N°15 HAEFFELI Nicolas</b>														
1	19.940	24.982	21.044	1:05.966										
2	16.915	23.472	19.788	1:00.175										
3	16.728	23.713	20.063	1:00.504										
4	16.633	23.380	19.883	59.896										
5	16.428	23.689	19.603	59.720										
6	16.354	23.210	19.685	59.249										
<b>N°16 BONNET Mathys</b>														
1	20.434	25.544	20.874	1:06.852										
2	17.357	24.065	20.753	1:02.175										
3	16.427	23.425	19.800	59.652										
4	16.606	23.344	19.717	59.667										
5	16.441	23.394	19.595	59.430										
6	16.444	23.438	19.695	59.577										
7	16.491	23.365	19.508	59.364										
8	16.772	23.308	19.621	59.701										
9	16.415	23.194	19.588	59.197										
10	16.398	23.064	19.609	59.071										
<b>N°17 BOULEY Manon</b>														
1	20.457	25.600	20.794	1:06.851										
2	17.238	24.251	20.348	1:01.837										
3	17.553	24.698	19.997	1:02.248										
4	16.784	23.913	20.278	1:00.975										
5	17.705	24.642	20.648	1:02.995										
6	16.968	23.936	20.759	1:01.663										
7	16.695	23.815	19.967	1:00.477										
8	16.655	23.550	19.723	59.928										
9	17.504	24.027	20.391	1:01.922										
10	17.525	23.494	19.989	1:01.008										
<b>N°18 CARBONNEL Arthur</b>														
1	19.070	24.486	20.070	1:03.626										
2	16.637	23.826	20.010	1:00.473										
3	16.654	23.497	19.750	59.901										
4	16.508	23.282	19.712	59.502										
5	16.434	23.434	19.616	59.484										
6	16.507	23.446	19.699	59.652										
7	17.353	23.299	19.591	1:00.243										
8	16.957	23.369	19.559	59.885										
9	16.234	23.094	19.457	58.785										
10	16.664	23.252	19.485	59.401										
<b>N°19 HEBRARD Sacha</b>														
1	20.083	24.804	21.275	1:06.162										
2	17.814	24.240	20.434	1:02.488										
3	17.103	23.631	20.315	1:01.049										
4	17.459	23.618	22.932	1:04.009										
5	16.717	23.941	20.842	1:01.500										
6	17.048	23.941	21.094	1:02.083										
7	16.842	24.466	19.742	1:01.050										
8	16.818	23.142	20.338	1:00.298										
9	16.691	23.451	20.445	1:00.587										
10	16.510	23.354	19.871	59.735										
<b>N°20 SERVIER Emma</b>														
1	19.057	25.058	20.698	1:04.813										
2	17.246	23.580	19.833	1:00.659										
3	16.952	23.233	19.575	59.760										
4	16.397	23.330	20.249	59.976										
5	16.270	23.204	19.724	59.198										
6	17.236	23.146	19.553	59.935										
7	17.465	24.154	19.898	1:01.517										
8	17.067	23.456	19.415	59.938										
9	16.627	23.463	19.547	59.637										
10	16.777	23.128	19.814	59.719										
<b>N°21 NOMBLLOT Jean</b>														
1	18.963	24.434	20.088	1:03.485										
2	16.416	23.352	19.637	59.405										
3	16.299	23.024	19.507	58.830										
4	16.356	23.059	19.485	58.900										
5	16.263	23.038	19.341	58.642										
6	16.564	23.039	19.745	59.348										
7	16.074	23.099	19.280	58.453										
8	16.130	23.029	19.315	58.474										
9	16.100	23.278	19.900	59.278										
10	16.122	23.078	19.311	58.511										
<b>N°22 MICHAUT Alexis</b>														
1	21.200	25.224	20.306	1:06.730										
2	17.118	24.152	20.311	1:01.581										
3	17.307	23.589	19.711	1:00.607										





# TROPHÉE OSCAR PETIT

## ÉPREUVE 1

14 & 15 MARS 2015



**Nationale**

**Manche Qualificative (MQ)**

Pour information, sans valeur officielle

**Analyse des tours**

Tours	Secteur 1	Secteur 2	Secteur 3	mps au tour	Tours	Secteur 1	Secteur 2	Secteur 3	mps au tour	Tours	Secteur 1	Secteur 2	Secteur 3	mps au tour
<b>N°23 BONARD Baptiste</b>					<b>N°26 SZYMANSKI Hugo</b>					<b>N°30 DURAND Louis</b>				
4	17.051	24.057	20.342	1:01.450	9	16.692	23.411	19.547	59.650	1	18.924	23.789	19.746	1:02.459
5	17.328	24.268	21.293	1:02.889	10	20.565	23.620	19.600	1:03.785	2	17.150	23.498	19.523	1:00.171
6	16.828	23.737	19.799	1:00.364	1	17.353	24.673	20.140	1:02.166	3	16.321	23.128	19.468	58.917
7	16.566	23.508	19.625	59.699	2	16.564	24.345	20.409	1:01.318	4	16.814	23.468	19.609	59.891
8	16.621	23.171	20.039	59.831	3	17.227	24.322	19.955	1:01.504	5	16.568	23.020	19.266	58.854
9	16.383	23.536	19.614	59.533	4	16.762	23.887	20.133	1:00.782	6	16.300	23.133	19.236	58.669
10	16.481	23.744	19.852	1:00.077	5	16.536	23.638	19.766	59.940	7	16.505	23.051	19.297	58.853
1	21.507	25.652	21.120	1:08.279	6	16.369	24.051	19.934	1:00.354	8	16.143	23.036	19.329	58.508
2	17.959	25.733	20.882	1:04.574	7	16.731	24.725	19.579	1:01.035	9	16.263	23.072	20.005	59.340
3	17.310	26.910	20.573	1:04.793	8	16.402	23.404	19.479	59.285	10	16.877	23.257	19.502	59.636
4	17.335	24.530	20.483	1:02.348	9	16.987	24.123	20.154	1:01.264	<b>N°31 SCHEURER Jean-Baptiste</b>				
5	17.038	24.301	20.528	1:01.867	10	16.443	23.634	19.600	59.677	1	20.581	24.920	21.239	1:06.740
6	16.783	24.805	20.438	1:02.026	<b>N°27 SOBREVIA Viny</b>					2	17.445	24.156	20.376	1:01.977
7	16.846	24.579	20.296	1:01.721	1	19.463	24.219	20.497	1:04.179	3	17.654	23.769	19.719	1:01.142
8	17.008	24.069	20.105	1:01.182	2	17.080	23.609	19.774	1:00.463	4	17.173	23.832	19.858	1:00.863
9	16.787	24.495	20.126	1:01.408	3	16.554	23.540	19.713	59.807	5	16.687	23.397	19.714	59.798
10	16.740	24.828	20.408	1:01.976	4	16.352	23.459	19.879	59.690	6	16.583	23.400	19.750	59.733
<b>N°24 LAUNAY Océane</b>					5	16.374	23.376	19.939	59.689	7	16.588	23.718	19.743	1:00.049
1	21.501	25.645	21.086	1:08.232	6	17.103	23.491	20.249	1:00.843	8	16.742	23.542	20.659	1:00.943
2	17.577	25.000	20.674	1:03.251	7	16.695	23.950	19.759	1:00.404	9	16.645	23.319	19.722	59.686
3	16.982	23.972	20.848	1:01.802	8	16.478	23.524	19.881	59.883	10	16.816	24.473	20.010	1:01.299
4	16.832	23.972	20.547	1:01.351	9	16.756	23.287	19.650	59.693	<b>N°33 CIFARELLI Morgan</b>				
5	16.789	24.041	20.375	1:01.205	10	16.834	23.219	30.445	1:10.498	1	19.624	24.550	20.540	1:04.714
6	16.781	23.730	20.531	1:01.042	<b>N°28 MAISSE Lucas</b>					2	16.811	23.751	19.656	1:00.218
7	16.818	24.348	20.355	1:01.521	1	20.261	24.917	20.948	1:06.126	3	17.216	23.566	20.006	1:00.788
8	16.866	23.649	20.180	1:00.695	<b>N°29 CHASSAGNEUX Antoine</b>					4	21.639	23.870	20.217	1:05.726
9	16.777	23.661	20.049	1:00.487	1	18.465	23.805	19.805	1:02.075	5	16.684	23.428	19.735	59.847
10	16.697	23.921	19.939	1:00.557	2	17.011	23.408	19.619	1:00.038	6	17.189	23.463	19.678	1:00.330
<b>N°25 ARRAULT Colin</b>					3	16.370	23.127	19.593	59.090	7	16.746	23.589	19.971	1:00.306
1	18.813	24.365	20.756	1:03.934	4	16.430	23.325	19.435	59.190	8	16.579	23.419	19.894	59.892
2	17.353	23.627	20.698	1:01.678	5	16.321	23.042	19.398	58.761	9	16.658	23.570	20.045	1:00.273
3	17.224	24.705	19.665	1:01.594	6	16.403	23.169	19.454	59.026	10	16.849	23.741	20.545	1:01.135
4	17.505	23.638	19.407	1:00.550	7	16.243	23.177	19.324	58.744	<b>N°34 POTAIN Jérémy</b>				
5	16.264	23.301	19.592	59.157	8	16.165	23.110	19.857	59.132	1	21.184	24.686	20.640	1:06.510
6	16.199	23.181	19.354	58.734	9	16.455	23.568	19.567	59.590	2	16.463	23.464	19.709	59.636
7	16.491	23.698	19.876	1:00.065	10	16.358	23.027	19.241	58.626	3	16.921	23.501	19.988	1:00.410
8	17.169	23.376	19.357	59.902										

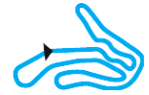


# TROPHÉE OSCAR PETIT

## ÉPREUVE 1

14 & 15 MARS 2015

Circuit International  
**BRUN**  
Team



**Nationale**

Manche Qualificative (MQ)

Analyse des tours

Pour information, sans valeur officielle

Tours	Secteur 1	Secteur 2	Secteur 3	mps au tour	Tours	Secteur 1	Secteur 2	Secteur 3	mps au tour	Tours	Secteur 1	Secteur 2	Secteur 3	mps au tour
4	16.630	<b>23.311</b>	<b>19.550</b>	<b>59.491</b>	9	16.927	23.614	20.186	1:00.727	8	16.956	23.711	19.965	1:00.632
5	<b>16.230</b>	<b>23.223</b>	19.550	<b>59.003</b>	10	16.820	<b>23.292</b>	19.899	<b>1:00.011</b>	9	16.747	<b>23.643</b>	20.012	1:00.402
6	16.726	23.251	19.669	59.646	<b>N°38 PERCEVAL Antoine</b>					10	16.997	<b>23.377</b>	<b>19.753</b>	1:00.127
7	17.252	23.500	19.939	1:00.691	1	<b>18.607</b>	<b>23.768</b>	<b>19.817</b>	<b>1:02.192</b>	<b>N°42 BOURGADE Alexis</b>				
8	17.053	23.300	<b>19.516</b>	59.869	2	<b>17.229</b>	<b>23.365</b>	<b>19.568</b>	<b>1:00.162</b>	1	<b>22.022</b>	<b>25.715</b>	<b>21.285</b>	<b>1:09.022</b>
9	16.477	23.238	<b>19.455</b>	59.170	3	<b>16.395</b>	<b>23.055</b>	19.602	<b>59.052</b>	2	<b>17.459</b>	<b>25.039</b>	21.349	<b>1:03.847</b>
10	<b>16.194</b>	<b>23.172</b>	19.456	<b>58.822</b>	4	16.691	23.259	<b>19.533</b>	59.483	3	17.509	<b>24.517</b>	<b>20.600</b>	<b>1:02.626</b>
<b>N°35 BACCONNET Kilian</b>					5	16.944	23.338	<b>19.364</b>	59.646	4	<b>16.910</b>	<b>24.190</b>	<b>20.491</b>	<b>1:01.591</b>
1	<b>57.873</b>	<b>24.493</b>	<b>20.242</b>	<b>1:42.608</b>	6	<b>16.272</b>	23.067	19.416	<b>58.755</b>	5	16.986	<b>24.144</b>	<b>20.455</b>	<b>1:01.585</b>
2	<b>16.894</b>	<b>23.901</b>	<b>19.947</b>	<b>1:00.742</b>	7	16.807	<b>23.005</b>	19.400	59.212	6	17.095	24.367	<b>20.436</b>	1:01.898
3	<b>16.789</b>	<b>23.739</b>	<b>19.821</b>	<b>1:00.349</b>	8	<b>16.254</b>	23.027	19.386	<b>58.667</b>	7	16.980	24.172	<b>20.363</b>	<b>1:01.515</b>
4	<b>16.677</b>	<b>23.657</b>	<b>19.773</b>	<b>1:00.107</b>	9	<b>16.176</b>	23.021	19.417	<b>58.614</b>	8	17.021	24.179	20.486	1:01.686
5	16.748	<b>23.585</b>	19.836	1:00.169	10	16.642	23.264	19.632	59.538	9	16.961	24.212	<b>20.296</b>	<b>1:01.469</b>
6	<b>16.640</b>	24.021	<b>19.758</b>	1:00.419	<b>N°39 BUXERAUD Antoine</b>					10	17.096	24.313	<b>20.259</b>	1:01.668
7	16.757	23.734	19.829	1:00.320	1	<b>19.914</b>	<b>24.952</b>	<b>20.913</b>	<b>1:05.779</b>	<b>N°43 TARTARIN Lucas</b>				
8	16.742	23.782	<b>19.733</b>	1:00.257	2	<b>17.856</b>	<b>24.015</b>	21.125	<b>1:02.996</b>	1	<b>18.717</b>	<b>23.868</b>	<b>19.952</b>	<b>1:02.537</b>
9	16.716	23.613	19.838	1:00.167	3	<b>17.113</b>	<b>23.703</b>	<b>19.917</b>	<b>1:00.733</b>	2	<b>16.881</b>	<b>23.528</b>	<b>19.671</b>	<b>1:00.080</b>
10	16.747	23.768	20.054	1:00.569	4	17.386	24.554	20.176	1:02.116	3	<b>16.463</b>	<b>23.462</b>	<b>19.668</b>	<b>59.593</b>
<b>N°36 GANY Rehane</b>					<b>N°40 GENEST Louis</b>					4	<b>16.374</b>	<b>23.177</b>	<b>19.586</b>	<b>59.137</b>
1	<b>20.901</b>	<b>25.069</b>	<b>20.994</b>	<b>1:06.964</b>	1	<b>22.646</b>	<b>25.187</b>	<b>21.279</b>	<b>1:09.112</b>	5	16.455	23.285	<b>19.579</b>	59.319
2	<b>17.509</b>	<b>24.248</b>	<b>20.129</b>	<b>1:01.886</b>	2	<b>17.386</b>	25.589	21.326	<b>1:04.301</b>	6	<b>16.271</b>	<b>23.121</b>	<b>19.526</b>	<b>58.918</b>
3	17.723	<b>23.753</b>	<b>19.740</b>	<b>1:01.216</b>	3	<b>17.225</b>	<b>24.706</b>	<b>20.147</b>	<b>1:02.078</b>	7	16.398	<b>23.071</b>	<b>19.409</b>	<b>58.878</b>
4	<b>17.070</b>	24.161	20.026	1:01.257	4	<b>16.928</b>	<b>23.725</b>	<b>20.122</b>	<b>1:00.775</b>	8	<b>16.146</b>	<b>23.023</b>	19.455	<b>58.624</b>
5	18.009	23.980	20.461	1:02.450	5	16.990	23.765	<b>19.970</b>	<b>1:00.725</b>	9	16.180	23.078	<b>19.348</b>	<b>58.606</b>
6	17.269	23.846	19.894	<b>1:01.009</b>	6	<b>16.797</b>	<b>23.600</b>	20.052	<b>1:00.449</b>	10	16.618	23.274	19.517	59.409
7	<b>16.474</b>	<b>23.464</b>	<b>19.680</b>	<b>59.618</b>	7	<b>16.748</b>	24.281	20.300	1:01.329	<b>N°44 VILLE Nicolas</b>				
8	16.724	<b>23.261</b>	19.890	59.875	8	16.896	23.812	20.395	1:01.103	1	<b>20.285</b>	<b>24.588</b>	<b>20.047</b>	<b>1:04.920</b>
9	<b>16.333</b>	23.330	<b>19.555</b>	<b>59.218</b>	9	<b>16.691</b>	23.688	19.991	<b>1:00.370</b>	2	<b>17.010</b>	<b>23.769</b>	20.848	<b>1:01.627</b>
10	16.828	23.889	19.710	1:00.427	10	16.890	23.628	<b>19.773</b>	<b>1:00.291</b>	3	<b>16.209</b>	<b>23.078</b>	<b>19.423</b>	<b>58.710</b>
<b>N°37 CHELI Etienne</b>					<b>N°41 MINGHELLI Adrien</b>					4	16.228	<b>23.014</b>	<b>19.338</b>	<b>58.580</b>
1	<b>20.278</b>	<b>24.694</b>	<b>21.176</b>	<b>1:06.148</b>	1	<b>23.488</b>	<b>25.885</b>	<b>21.290</b>	<b>1:10.663</b>	5	<b>16.005</b>	<b>22.819</b>	<b>19.271</b>	<b>58.095</b>
2	<b>17.173</b>	<b>24.031</b>	27.415	1:08.619	2	<b>17.247</b>	<b>25.071</b>	<b>20.301</b>	<b>1:02.619</b>	6	16.311	23.192	19.395	58.898
3	<b>17.041</b>	<b>23.947</b>	<b>20.220</b>	<b>1:01.208</b>	3	<b>16.893</b>	<b>24.781</b>	21.006	1:02.680	7	16.636	23.063	19.304	59.003
4	<b>16.598</b>	<b>23.490</b>	<b>19.999</b>	<b>1:00.087</b>	4	<b>16.807</b>	<b>24.150</b>	21.654	<b>1:02.611</b>	8	16.592	23.186	19.372	59.150
5	<b>16.537</b>	<b>23.435</b>	20.331	1:00.303	5	16.807	<b>23.746</b>	<b>19.916</b>	<b>1:00.469</b>	9	16.086	23.055	19.390	58.531
6	17.006	23.974	20.337	1:01.317	6	<b>16.509</b>	<b>23.655</b>	19.920	<b>1:00.084</b>	10	16.127	23.016	19.378	58.521
7	16.824	25.166	<b>19.753</b>	1:01.743	7	16.563	24.026	20.314	1:00.903					
8	16.775	<b>23.331</b>	20.147	1:00.253										



# TROPHÉE OSCAR PETIT ÉPREUVE 1

14 & 15 MARS 2015

Circuit International  
**BRUN**  
Team



Nationale

Manche Qualificative (MQ)  
Grille de départ

Document 5 OFFICIEL

Sous réserve du contrôle technique ou d'incidents d'ordre sportif

	<b>22</b>	44	VILLE Nicolas	
14	BAVEREL Paul	<b>21</b>	42	BOURGADE Alexis
23	BONARD Baptiste	<b>20</b>	24	LAUNAY Océane
11	PORRO Antoine	<b>19</b>	40	GENEST Louis
17	BOULEY Manon	<b>18</b>	3	MALOT Léo
1	GARDET Alexi	<b>17</b>	36	GANY Rehane
4	JOUVANCEAUX Lucas	<b>16</b>	19	HEBRARD Sacha
41	MINGHELLI Adrien	<b>15</b>	39	BUXERAUD Antoine
8	IMBERT Alexandre	<b>14</b>	31	SCHEURER Jean-Baptiste
7	SCHERPEREEL Etienne	<b>13</b>	37	CHELI Etienne
28	MAISSE Lucas	<b>12</b>	16	BONNET Mathys
15	HAEFFELI Nicolas	<b>11</b>	33	CIFARELLI Morgan
10	GILLOZ Valentin	<b>10</b>	22	MICHAUT Alexis
26	SZYMANSKI Hugo	<b>9</b>	12	CLAUDE Emile
27	SOBREVA Vinv	<b>8</b>	35	BACCONNET Kilian
25	ARRAULT Colin	<b>7</b>	18	CARBONNEL Arthur
34	POTAIN Jérémy	<b>6</b>	21	NOMBLLOT Jean
43	TARTARIN Lucas	<b>5</b>	6	JOUVANCEAUX Antoine
20	SERVIER Emma	<b>4</b>	38	PERCEVAL Antoine
30	DURAND Louis	<b>3</b>	29	CHASSAGNEUX Antoine
32	ARNAUD Hugo	<b>2</b>	5	ETEKI Adam
2	CAPPELLO Christopher	<b>1</b>	9	COURSIMAUULT Enzo

POLE POSITION



Départ : 15/03 - 09:55 10 Tours = 14,750 Km