



TROPHÉE OSCAR PETIT

ÉPREUVE 1

14 & 15 MARS 2015

Circuit International
BRUN
Team



Cadet

**Finale (F)
Résultats**

Document 7 OFFICIEL

Sous réserve du contrôle technique ou d'incidents d'ordre sportif

Clt	N°	Pilote	Club	CRK	Tours	Ecart	Interv.	Meilleur tour
1	40	MARTINS Victor	BRETIGNY	ILE DE FRANCE	14			1:03.164
2	53	MUCKLEY Lucas	LE COTEAU	AUVERGNE	14	0.288	0.288	1:02.527
3	44	PERRIN Sophie	ROSNY	ILE DE FRANCE	14	0.598	0.310	1:02.698
4	29	HENRION Gillian	ROSNY	ILE DE FRANCE	14	1.114	0.516	1:02.720
5	45	DE GERUS Reshad	ASK DIONYSIEN	RÉUNION	14	1.732	0.618	1:03.126
6	41	MICHEL Victor	VILLARS	AUVERGNE	14	1.979	0.247	1:03.153
7	28	CLEMENT Thibaut	BRETIGNY	ILE DE FRANCE	14	2.717	0.738	1:03.194
8	31	CHAPON Johann	ANGERVILLE	ILE DE FRANCE	14	3.822	1.105	1:03.356
9	36	GRASSET Téo	VILLARS	AUVERGNE	14	15.092	11.270	1:03.488
10	47	LEBOULANGER Théo	SALBRIS	CENTRE	14	16.744	1.652	1:03.985
11	51	BOCCHECIAMPE William	ASK LYON KART MASTE	RHÔNE ALPES	14	21.870	5.126	1:04.613
12	24	MOUZON Jérôme	ANNEMASSE	RHÔNE ALPES	14	22.453	0.583	1:04.501
13	46	FOURNIER Paul	ASK LYON KART MASTE	RHÔNE ALPES	14	22.562	0.109	1:03.867
14	43	DURY Sasha	VILLARS	AUVERGNE	14	22.618	0.056	1:03.591
15	34	ROCHE Arthur	LOCHES	CENTRE	14	23.293	0.675	1:04.135
16	22	DUC-GONINAZ Louis-Alexandre	LE COTEAU	AUVERGNE	14	23.754	0.461	1:04.458
17	49	RAMBEAU Jules	MARCILLAT	AUVERGNE	14	26.681	2.927	1:04.626
18	25	MOUZON Antoine	ANNEMASSE	RHÔNE ALPES	14	27.040	0.359	1:04.671
19	33	METTETAL Jules	LOCHES	CENTRE	14	27.334	0.294	1:04.396
20	37	GARCIN Alexis	VILLARS	AUVERGNE	14	30.144	2.810	1:04.952
21	39	PANIS Anthony	MONTPELLIER	LANGUEDOC ROUSSILLON	14	37.794	7.650	1:05.219
22	35	PIASTRINO Hugo	VILLARS	AUVERGNE	14	37.922	0.128	1:04.188
23	30	DROUX Damyen	SALBRIS	CENTRE	14	38.188	0.266	1:04.793
24	42	MORETON Lola	VILLARS	AUVERGNE	14	38.564	0.376	1:05.383
25	50	VIAL Florent	VILLARS	AUVERGNE	14	38.774	0.210	1:04.624
26	32	PREUVOST Matt	PAU	AQUITAINE	14	47.483	8.709	1:06.136
27	52	DUBOUILLE Maxime	SAINT JUNIEN	LIMOUSIN	14	52.592	5.109	1:05.877
28	26	FILLOUX Louis	ASK LYON KART MASTE	RHÔNE ALPES	14	57.697	5.105	1:05.140
29	23	KNECHT Evan	LE COTEAU	AUVERGNE	14	58.469	0.772	1:05.267
30	38	REBEYROLLE Valentin	RENARDIERES	LIMOUSIN	13	1 Tour	1 Tour	1:07.996
31	48	MONIER Paul	KART 63	AUVERGNE	13	1 Tour	15.675	1:06.694
32	27	RONZIERE Jules	ASK LYON KART MASTE	RHÔNE ALPES	11	3 Tours	2 Tours	1:04.329
33	21	LEHMANN Enzo	ASK LYON KART MASTE	RHÔNE ALPES	10	4 Tours	1 Tour	1:03.069

Tête de course : N°21 LEHMANN Enzo (1-1) / N°40 MARTINS Victor (2-4) / N°44 PERRIN Sophie (5-5) / N°40 MARTINS Victor (6-14)

Départ : 15/03 - 17:29:53

Meilleur tour : N°53 MUCKLEY Lucas 1:02.527 84,92 Km/h

Météo : Soleil Air : 10°C Piste : Sèche

Record de l'épreuve : N°41 MICHEL Victor 1:02.483 84,98 Km/h

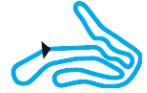


TROPHÉE OSCAR PETIT

ÉPREUVE 1

14 & 15 MARS 2015

Circuit International
BRUN
Team



Cadet

Finale (F)

Tableau des tours

Pour information, sans valeur officielle

	1	2	3	4	5	6	7	8	9	10	11	12	13	14	15	16	17	18	19	20	21	22	23	24	25	26	27	28	29	30	31	32	33
Grille	21	44	40	53	41	28	31	45	51	26	46	22	25	24	50	37	34	30	35	49	43	42	32	52	33	48	38	27	29	39	23	36	47
Départ	44	21	40	53	28	41	31	45	26	51	22	46	24	25	37	50	30	34	49	52	35	43	42	32	33	38	29	48	23	27	47	36	39
Tour 1	21	44	40	53	28	41	31	45	46	26	51	22	24	25	29	37	49	47	32	27	36	34	42	33	52	39	38	43	50	30	35	48	23
Intervalle		0.5	0.0	0.1	0.4	0.1	0.3	0.2	0.5	0.1	0.4	0.4	0.3	0.2	0.1	0.4	0.4	1.3	0.0	0.0	0.5	0.4	0.8	0.8	1.2	0.5	1.6	1.6	0.5	0.4	0.9	2.2	0.5
Tour 2	40	21	44	53	41	28	45	31	46	29	51	22	24	25	37	47	49	27	36	32	34	42	33	52	39	43	50	30	38	35	48	23	26
		0.0	0.6	0.1	0.3	0.4	0.4	0.5	0.1	0.8	0.3	0.5	0.5	0.5	0.1	0.0	0.3	0.2	0.8	1.1	0.0	0.9	0.5	1.8	0.2	2.0	1.8	0.1	0.5	0.0	4.2	0.0	11.3
Tour 3	40	21	44	53	41	28	45	31	29	46	51	22	47	24	25	27	37	49	36	34	33	32	42	39	52	43	30	50	35	38	48	23	26
		0.2	0.3	0.1	0.2	0.8	0.2	0.8	0.3	0.6	1.3	0.9	0.3	0.0	0.6	0.3	0.1	0.2	0.1	1.8	1.3	0.1	0.5	2.1	0.3	0.3	3.1	0.5	0.1	4.0	2.2	0.1	10.1
Tour 4	40	44	21	53	41	45	28	29	31	46	51	47	22	24	25	36	49	34	37	33	42	32	43	39	52	30	35	50	27	38	48	23	26
		0.4	0.1	0.1	0.2	0.9	0.2	0.4	0.6	2.0	0.9	0.5	0.8	0.6	1.0	0.4	1.2	0.2	0.2	0.6	1.9	0.2	1.6	0.3	0.7	3.0	0.2	0.6	0.7	5.8	1.1	0.0	8.9
Tour 5	44	40	21	53	41	45	29	28	31	47	46	51	22	24	36	25	49	34	33	37	42	43	32	39	52	35	30	50	27	48	23	38	26
		0.1	0.1	0.1	0.2	1.0	0.2	0.2	0.8	3.7	0.1	0.1	1.6	0.4	1.2	0.4	1.0	0.2	0.6	0.5	3.5	0.1	0.1	0.9	0.8	2.4	0.3	0.6	0.1	9.8	0.0	0.4	6.6
Tour 6	40	44	21	53	41	29	45	28	31	47	51	24	22	36	25	46	49	34	33	37	43	42	39	32	52	35	30	27	50	48	23	38	26
		0.0	0.1	0.6	0.1	0.2	0.4	0.4	0.7	6.2	0.3	0.6	0.1	0.3	2.0	0.0	0.4	0.0	0.2	1.3	3.6	0.5	0.9	0.2	0.9	1.2	0.9	0.9	0.4	10.9	0.1	2.1	3.2
Tour 7	40	21	44	53	29	41	45	28	31	47	51	24	36	22	46	34	25	49	33	37	43	42	39	35	32	30	27	50	52	48	23	26	38
		0.3	0.2	0.0	0.0	0.3	0.6	0.8	0.6	7.0	1.1	0.1	0.1	0.8	1.4	0.7	0.2	0.1	0.3	1.3	2.7	2.1	0.4	2.2	0.0	0.6	1.3	0.4	3.8	9.2	0.0	3.3	0.4
Tour 8	40	21	29	53	41	44	45	28	31	47	36	51	24	22	46	34	25	33	49	37	43	42	39	35	30	32	27	50	52	48	23	26	38
		0.1	0.9	0.1	0.2	0.3	0.2	0.7	0.6	8.1	1.1	0.4	0.1	0.2	1.4	0.7	0.3	0.4	0.4	1.7	0.8	4.2	0.2	2.2	0.6	0.4	0.3	0.7	5.3	9.5	0.0	1.6	3.1
Tour 9	40	21	29	53	44	45	41	28	31	47	36	51	24	22	46	34	49	25	33	43	37	39	42	35	30	27	50	32	52	48	23	26	38
		0.1	0.5	0.2	0.2	0.6	0.3	0.4	0.8	8.9	0.6	1.3	0.1	0.5	1.3	0.2	1.9	0.2	0.1	1.1	0.6	5.7	0.1	0.6	1.4	1.0	0.6	0.3	6.0	10.0	0.0	0.1	6.4
Tour 10	40	21	29	53	44	45	41	28	31	47	36	51	24	22	46	34	49	33	43	25	37	35	39	42	30	27	50	32	52	26	23	38	48
		0.0	0.1	0.4	0.3	1.0	0.2	0.7	0.7	10.0	0.1	2.0	0.2	0.7	0.2	0.8	2.0	0.2	0.4	0.6	1.3	5.9	0.1	0.5	1.2	0.3	0.9	1.9	6.5	10.0	0.1	8.1	18.4
Tour 11	40	29	44	53	45	41	28	31	36	47	51	24	22	46	34	43	49	33	25	37	39	35	42	27	30	50	32	52	26	23	38	48	
		1.2	0.5	0.1	0.6	0.2	0.3	0.7	10.5	0.5	2.8	0.3	0.1	1.1	0.1	2.1	0.3	0.2	0.7	1.5	6.3	0.1	0.7	1.0	0.4	0.5	3.3	6.5	8.9	0.2	14.8	14.2	
Tour 12	40	29	44	53	45	41	28	31	36	47	51	24	46	22	34	43	49	33	25	37	39	35	42	30	50	32	52	26	23	38	48		
		0.5	0.3	0.2	0.9	0.2	0.6	0.9	11.2	0.3	3.2	0.1	0.5	0.0	0.8	1.0	1.4	0.2	0.6	2.6	6.7	0.1	0.5	0.3	1.0	5.1	6.2	7.6	0.1	18.1	17.1		
Tour 13	40	29	44	53	45	41	28	31	36	47	51	24	46	43	34	22	33	49	25	37	39	35	42	30	50	32	52	26	23	38	48		
		0.1	0.1	0.1	1.9	0.1	0.6	1.0	11.2	0.8	4.3	0.1	0.4	1.4	0.4	0.2	2.2	0.1	0.1	3.2	6.6	0.1	0.2	0.5	0.2	7.1	6.2	6.4	0.3	21.1	15.6		
Tour 14	40	53	44	29	45	41	28	31	36	47	51	24	46	43	34	22	49	25	33	37	39	35	30	42	50	32	52	26	23				
		0.2	0.3	0.5	0.6	0.2	0.7	1.1	11.2	1.6	5.1	0.5	0.1	0.0	0.6	0.4	2.9	0.3	0.2	2.8	7.6	0.1	0.2	0.3	0.2	8.7	5.1	5.1	0.7				

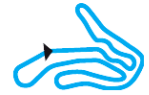


TROPHÉE OSCAR PETIT

ÉPREUVE 1

14 & 15 MARS 2015

Circuit International
BRUN
Team



Cadet

Finale (F)

Analyse des tours

Pour information, sans valeur officielle

Tours	Secteur 1	Secteur 2	Secteur 3	mps au tour	Tours	Secteur 1	Secteur 2	Secteur 3	mps au tour	Tours	Secteur 1	Secteur 2	Secteur 3	mps au tour
N°21 LEHMANN Enzo					N°24 MOUZON Jérôme					N°27 RONZIERE Jules				
1	18.989	25.921	21.660	1:06.570	12	18.057	25.443	21.767	1:05.267	5	18.080	26.096	21.635	1:05.811
2	18.023	25.553	21.399	1:04.975	13	18.311	25.425	21.883	1:05.619	6	18.068	25.701	21.649	1:05.418
3	17.711	24.992	21.340	1:04.043	14	18.134	25.677	21.860	1:05.671	7	17.987	25.673	21.595	1:05.255
4	17.576	24.938	21.635	1:04.149	1	20.487	26.437	22.204	1:09.128	8	17.939	25.755	21.577	1:05.271
5	17.491	24.691	21.377	1:03.559	2	18.776	25.905	21.783	1:06.464	9	17.906	25.549	21.685	1:05.140
6	17.507	25.041	21.152	1:03.700	3	18.006	25.492	21.833	1:05.331	10	18.451	25.827	22.231	1:06.509
7	17.604	24.772	21.076	1:03.452	4	18.103	25.445	21.859	1:05.407	11	18.012	25.624	21.839	1:05.475
8	17.334	24.696	21.039	1:03.069	5	17.893	25.368	21.581	1:04.842	12	17.956	25.514	21.933	1:05.403
9	17.495	24.782	20.951	1:03.228	6	17.837	25.275	21.558	1:04.670	13	17.990	25.837	21.638	1:05.465
10	17.433	24.726	20.996	1:03.155	7	17.826	25.218	21.618	1:04.662	14	17.946	25.563	21.706	1:05.215
N°22 DUC-GONINAZ Louis-Alexandre					N°25 MOUZON Antoine					N°28 CLEMENT Thibaut				
1	20.433	26.380	22.147	1:08.960	1	20.826	26.328	22.035	1:09.189	1	19.701	25.874	21.858	1:07.433
2	18.236	25.840	22.125	1:06.201	2	19.124	25.850	21.848	1:06.822	2	18.318	25.679	21.461	1:05.458
3	18.061	25.427	21.967	1:05.455	3	18.104	25.715	21.594	1:05.413	3	17.823	24.959	21.240	1:04.022
4	18.115	25.647	21.482	1:05.244	4	18.474	25.570	21.751	1:05.795	4	17.678	25.155	21.217	1:04.050
5	18.088	25.268	21.693	1:05.049	5	18.124	25.608	21.739	1:05.471	5	17.572	25.243	21.238	1:04.053
6	18.013	25.279	21.932	1:05.224	6	17.969	25.257	22.314	1:05.540	6	17.519	24.935	21.253	1:03.707
7	18.127	25.710	21.600	1:05.437	7	18.254	25.412	21.767	1:05.433	7	17.591	24.850	21.127	1:03.568
8	17.877	25.116	21.465	1:04.458	8	17.943	25.160	21.576	1:04.679	8	17.567	24.819	21.138	1:03.524
9	17.806	25.354	21.638	1:04.798	9	17.856	25.880	22.246	1:05.982	9	17.550	24.646	20.998	1:03.194
10	17.910	25.494	21.599	1:05.003	10	18.472	25.846	21.389	1:05.707	10	17.389	24.946	21.129	1:03.464
11	17.870	24.982	21.657	1:04.509	11	17.940	25.339	21.398	1:04.677	11	17.703	24.678	21.067	1:03.448
12	18.323	25.193	21.578	1:05.094	12	17.988	25.192	21.491	1:04.671	12	17.401	24.721	21.333	1:03.455
13	18.423	26.205	22.234	1:06.862	13	17.955	25.270	21.950	1:05.175	13	17.546	24.706	21.179	1:03.431
14	17.939	25.118	21.596	1:04.653	14	18.466	25.400	21.522	1:05.388	14	17.710	24.880	21.157	1:03.747
N°23 KNECHT Evan					N°26 FILLOUX Louis									
1	29.912	26.630	25.564	1:22.106	1	19.414	26.438	22.437	1:08.289					
2	18.615	26.456	22.640	1:07.711	2	18.119	25.536	51.563	1:35.218					
3	18.746	26.647	22.252	1:07.645	3	18.476	26.041	21.947	1:06.464					
4	18.796	26.441	22.114	1:07.351	4	18.117	26.058	21.955	1:06.130					
5	18.541	26.584	22.581	1:07.706										
6	18.596	26.282	22.166	1:07.044										
7	18.610	26.382	22.404	1:07.396										
8	18.669	25.976	22.281	1:06.926										
9	18.291	25.966	22.428	1:06.685										
10	18.356	25.870	22.534	1:06.760										
11	18.323	25.565	21.736	1:05.624										



TROPHÉE OSCAR PETIT

ÉPREUVE 1

14 & 15 MARS 2015

Circuit International
BRUN
Team



Cadet

Finale (F)

Analyse des tours

Pour information, sans valeur officielle

Tours	Secteur 1	Secteur 2	Secteur 3	mps au tour	Tours	Secteur 1	Secteur 2	Secteur 3	mps au tour	Tours	Secteur 1	Secteur 2	Secteur 3	mps au tour
N°29 HENRION Gillian					8	17.541	24.792	21.177	1:03.510	N°34 ROCHE Arthur				
1	20.503	25.738	21.480	1:07.721	9	17.500	24.851	21.075	1:03.426	1	23.358	26.880	22.003	1:12.241
2	17.917	25.233	21.480	1:04.630	10	17.582	24.737	21.037	1:03.356	2	18.418	25.921	22.044	1:06.383
3	17.519	24.793	21.153	1:03.465	11	17.612	24.827	21.057	1:03.496	3	17.916	25.426	21.769	1:05.111
4	17.358	24.745	20.970	1:03.073	12	17.527	24.787	21.306	1:03.620	4	17.852	25.174	22.014	1:05.040
5	17.494	24.802	21.077	1:03.373	13	17.576	24.864	21.139	1:03.579	5	17.917	25.283	21.583	1:04.783
6	17.421	24.595	20.979	1:02.995	14	17.552	24.857	21.348	1:03.757	6	18.054	25.224	21.583	1:04.861
7	17.369	24.394	20.957	1:02.720	N°32 PREUVOST Matt					7	17.870	25.305	21.423	1:04.598
8	17.635	24.965	21.035	1:03.635	1	21.415	27.076	22.115	1:10.606	8	17.696	25.383	21.490	1:04.569
9	17.352	24.632	20.887	1:02.871	2	18.692	26.565	22.047	1:07.304	9	17.577	25.129	21.429	1:04.135
10	17.312	24.474	20.963	1:02.749	3	18.273	26.325	22.140	1:06.738	10	17.855	25.199	21.468	1:04.522
11	18.362	24.731	21.094	1:04.187	4	18.062	26.392	22.112	1:06.566	11	17.726	25.059	21.898	1:04.683
12	17.417	24.389	21.074	1:02.880	5	17.988	26.783	22.067	1:06.838	12	17.883	25.594	21.187	1:04.664
13	17.361	24.458	21.180	1:02.999	6	18.361	26.200	22.197	1:06.758	13	17.741	26.348	21.701	1:05.790
14	18.819	24.590	21.727	1:05.136	7	18.080	27.181	22.058	1:07.319	14	17.637	25.361	21.431	1:04.429
N°30 DROUX Damyen					8	18.087	26.958	21.523	1:06.568	N°35 PIASTRINO Hugo				
1	30.975	26.659	22.471	1:20.105	9	18.005	26.573	22.014	1:06.592	1	31.396	26.664	22.381	1:20.441
2	18.289	25.933	22.157	1:06.379	10	18.127	26.155	21.854	1:06.136	2	18.064	25.645	22.400	1:06.109
3	18.227	25.606	21.735	1:05.568	11	18.126	26.504	21.900	1:06.530	3	18.211	25.657	21.712	1:05.580
4	18.389	25.554	21.725	1:05.668	12	18.322	26.482	22.251	1:07.055	4	18.224	25.281	21.745	1:05.250
5	18.407	25.723	21.589	1:05.719	13	18.318	26.330	22.075	1:06.723	5	17.958	25.310	21.898	1:05.166
6	18.126	25.495	21.645	1:05.266	14	18.293	26.686	22.661	1:07.640	6	17.877	25.355	21.443	1:04.675
7	18.004	25.318	21.544	1:04.866	N°33 METTETAL Jules					7	17.813	25.356	21.891	1:05.060
8	18.095	25.816	21.523	1:05.434	1	24.515	26.558	22.023	1:13.096	8	18.339	25.648	21.515	1:05.502
9	18.068	25.317	21.599	1:04.984	2	18.334	25.902	21.946	1:06.182	9	17.725	25.190	21.273	1:04.188
10	18.121	25.284	21.600	1:05.005	3	17.858	25.479	21.631	1:04.968	10	17.905	25.195	21.393	1:04.493
11	18.574	25.601	21.572	1:05.747	4	17.798	25.167	21.593	1:04.558	11	18.229	25.610	21.639	1:05.478
12	18.151	25.149	21.493	1:04.793	5	17.893	25.148	21.535	1:04.576	12	18.300	25.739	22.120	1:06.159
13	18.114	25.574	21.905	1:05.593	6	17.773	25.224	21.399	1:04.396	13	18.298	25.582	21.786	1:05.666
14	18.218	25.658	21.841	1:05.717	7	18.266	25.426	21.427	1:05.119	14	18.152	26.029	22.061	1:06.242
N°31 CHAPON Johann					8	17.920	25.167	21.551	1:04.638	N°36 GRASSET Téo				
1	19.907	26.029	21.729	1:07.665	9	17.739	25.468	22.439	1:05.646	1	21.979	25.989	21.891	1:09.859
2	18.063	25.377	22.578	1:06.018	10	17.998	25.162	21.393	1:04.553	2	18.268	25.646	21.637	1:05.551
3	17.733	24.956	21.373	1:04.062	11	17.966	25.468	21.582	1:05.016	3	17.836	25.030	21.674	1:04.540
4	17.692	25.146	21.248	1:04.086	12	17.897	25.198	21.653	1:04.748	4	18.436	25.219	21.728	1:05.383
5	17.652	24.953	21.201	1:03.806	13	17.846	25.413	22.246	1:05.505	5	17.925	25.224	21.414	1:04.563
6	17.531	24.905	21.183	1:03.619	14	18.413	25.995	21.582	1:05.990	6	17.725	24.791	21.377	1:03.893
7	17.494	24.865	21.088	1:03.447						7	17.944	24.989	21.375	1:04.308

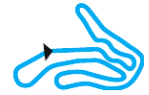


TROPHÉE OSCAR PETIT

ÉPREUVE 1

14 & 15 MARS 2015

Circuit International
BRUN



Cadet

Finale (F)

Analyse des tours

Pour information, sans valeur officielle

Tours	Secteur 1	Secteur 2	Secteur 3	mps au tour	Tours	Secteur 1	Secteur 2	Secteur 3	mps au tour	Tours	Secteur 1	Secteur 2	Secteur 3	mps au tour
8	17.776	25.323	21.316	1:04.415	N°39 PANIS Anthony					8	17.851	24.562	21.262	1:03.675
9	17.669	24.873	21.155	1:03.697	1	20.594	26.801	22.084	1:09.479	9	17.958	24.997	21.053	1:04.008
10	17.638	24.786	21.512	1:03.936	2	18.376	26.154	22.005	1:06.535	10	17.375	24.731	21.062	1:03.168
11	17.809	24.760	21.248	1:03.817	3	18.215	25.846	21.649	1:05.710	11	17.738	24.635	21.452	1:03.825
12	18.184	25.001	21.182	1:04.367	4	18.171	25.628	22.060	1:05.859	12	17.457	24.688	21.008	1:03.153
13	17.643	24.611	21.234	1:03.488	5	18.036	25.799	21.974	1:05.809	13	17.379	24.738	21.328	1:03.445
14	17.764	24.805	21.254	1:03.823	6	18.106	25.679	21.792	1:05.577	14	17.530	24.869	21.270	1:03.669
N°37 GARCIN Alexis					7	18.136	25.513	21.599	1:05.248	N°42 MORETON Lola				
1	21.436	26.204	22.097	1:09.737	8	17.917	25.957	21.561	1:05.435	1	23.803	26.599	22.153	1:12.555
2	18.750	25.759	21.891	1:06.400	9	18.125	25.979	21.607	1:05.711	2	18.539	26.048	21.910	1:06.497
3	18.274	25.471	22.031	1:05.776	10	17.945	25.645	21.794	1:05.384	3	18.225	25.947	22.077	1:06.249
4	18.576	25.591	23.253	1:07.420	11	17.848	25.677	21.694	1:05.219	4	18.157	25.805	21.818	1:05.780
5	18.245	25.857	21.714	1:05.816	12	18.128	26.038	21.960	1:06.126	5	18.104	26.885	21.788	1:06.777
6	17.834	25.473	21.898	1:05.205	13	18.242	25.623	21.867	1:05.732	6	18.301	25.893	21.662	1:05.856
7	18.126	25.348	21.591	1:05.065	14	18.087	26.019	22.116	1:06.222	7	18.112	25.900	21.739	1:05.751
8	18.373	25.371	21.765	1:05.509	N°40 MARTINS Victor					8	18.112	25.770	21.783	1:05.665
9	18.196	25.682	21.425	1:05.303	1	19.062	26.029	21.951	1:07.042	9	18.280	26.204	21.608	1:06.092
10	18.015	25.402	21.643	1:05.060	2	17.787	25.102	21.395	1:04.284	10	18.184	25.963	21.691	1:05.838
11	17.980	25.146	21.826	1:04.952	3	17.576	25.073	21.280	1:03.929	11	18.100	25.547	21.833	1:05.480
12	18.157	25.437	22.141	1:05.735	4	17.586	24.973	21.234	1:03.793	12	18.266	25.499	22.216	1:05.981
13	18.134	25.549	22.107	1:05.790	5	17.503	24.884	21.587	1:03.974	13	18.185	25.627	21.571	1:05.383
14	18.176	25.317	21.730	1:05.223	6	17.495	24.871	21.255	1:03.621	14	18.388	26.373	21.883	1:06.644
N°38 REBEYROLLE Valentin					7	17.486	24.770	21.117	1:03.373	N°43 DURY Sasha				
1	24.266	29.032	23.000	1:16.298	8	17.435	24.802	20.996	1:03.233	1	30.504	26.021	21.975	1:18.500
2	18.922	27.605	22.994	1:09.521	9	17.439	24.655	21.087	1:03.181	2	18.206	25.618	21.482	1:05.306
3	19.174	27.878	22.573	1:09.625	10	17.420	24.756	21.087	1:03.263	3	17.947	25.123	21.359	1:04.429
4	18.469	27.442	22.615	1:08.526	11	17.507	24.654	21.003	1:03.164	4	18.090	25.237	21.385	1:04.712
5	18.580	27.659	23.086	1:09.325	12	17.409	24.769	21.428	1:03.606	5	17.740	25.427	21.938	1:05.105
6	19.097	27.104	22.607	1:08.808	13	17.427	24.706	21.217	1:03.350	6	18.283	25.352	21.478	1:05.113
7	18.853	27.437	22.627	1:08.917	14	18.273	24.819	21.106	1:04.198	7	17.816	24.983	21.358	1:04.157
8	18.494	27.152	22.350	1:07.996	N°41 MICHEL Victor					8	17.723	24.653	21.215	1:03.591
9	18.613	27.379	22.473	1:08.465	1	19.411	26.036	22.077	1:07.524	9	17.626	25.039	21.118	1:03.783
10	18.787	27.040	22.567	1:08.394	2	17.955	25.201	21.707	1:04.863	10	17.750	24.904	21.130	1:03.784
11	18.783	27.335	26.177	1:12.295	3	17.590	24.950	21.129	1:03.669	11	17.763	24.946	21.331	1:04.040
12	18.942	27.136	22.528	1:08.606	4	17.542	24.804	21.397	1:03.743	12	17.785	24.692	21.136	1:03.613
13	18.691	27.373	22.474	1:08.538	5	17.522	24.922	21.140	1:03.584	13	17.766	25.013	21.529	1:04.308
					6	17.675	24.980	21.421	1:04.076	14	17.673	24.961	21.535	1:04.169
					7	17.401	24.822	21.162	1:03.385					

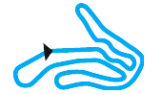


TROPHÉE OSCAR PETIT

ÉPREUVE 1

Circuit International
BRUN
Team

14 & 15 MARS 2015



Cadet

Finale (F)

Analyse des tours

Pour information, sans valeur officielle

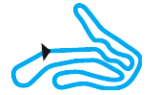
Tours	Secteur 1	Secteur 2	Secteur 3	mps au tour	Tours	Secteur 1	Secteur 2	Secteur 3	mps au tour	Tours	Secteur 1	Secteur 2	Secteur 3	mps au tour
N°44 PERRIN Sophie					8	17.788	25.349	21.379	1:04.516	N°49 RAMBEAU Jules				
1	18.860	26.514	21.766	1:07.140	9	17.821	25.338	21.499	1:04.658	1	21.469	26.381	21.930	1:09.780
2	18.491	25.219	21.395	1:05.105	10	17.679	25.017	21.251	1:03.947	2	18.523	25.740	22.122	1:06.385
3	17.626	24.732	21.400	1:03.758	11	17.897	25.159	22.300	1:05.356	3	18.303	25.440	21.821	1:05.564
4	17.464	24.876	21.342	1:03.682	12	17.723	24.973	21.171	1:03.867	4	18.743	25.474	22.508	1:06.725
5	17.297	24.748	21.313	1:03.358	13	18.180	25.400	21.282	1:04.862	5	17.922	25.245	21.641	1:04.808
6	17.885	24.810	21.177	1:03.872	14	17.802	25.961	21.794	1:05.557	6	17.953	25.168	21.893	1:05.014
7	17.532	24.889	21.416	1:03.837	N°47 LEBOULANGER Théo					7	18.188	25.359	21.514	1:05.061
8	18.533	24.799	21.139	1:04.471	1	21.480	26.119	21.714	1:09.313	8	18.495	25.490	21.415	1:05.400
9	17.248	24.642	20.808	1:02.698	2	18.048	25.048	21.617	1:04.713	9	17.756	25.225	21.888	1:04.869
10	17.265	24.622	20.997	1:02.884	3	17.782	25.087	21.548	1:04.417	10	17.860	25.230	21.536	1:04.626
11	17.920	25.063	21.057	1:04.040	4	17.687	24.978	21.335	1:04.000	11	18.022	25.218	21.829	1:05.069
12	17.193	24.553	20.970	1:02.716	5	17.801	24.853	21.331	1:03.985	12	17.928	25.274	21.539	1:04.741
13	17.198	24.481	21.035	1:02.714	6	18.579	25.291	22.206	1:06.076	13	17.913	25.426	22.586	1:05.925
14	18.490	25.086	20.935	1:04.511	7	17.905	24.958	21.398	1:04.261	14	18.048	25.310	21.783	1:05.141
N°45 DE GERUS Reshad					8	17.954	25.071	21.631	1:04.656	N°50 VIAL Florent				
1	20.016	26.108	21.699	1:07.823	9	17.830	25.054	21.348	1:04.232	1	30.629	26.851	22.268	1:19.748
2	18.031	25.414	21.790	1:05.235	10	17.695	25.176	21.534	1:04.405	2	18.353	26.123	22.168	1:06.644
3	17.687	24.944	21.178	1:03.809	11	18.222	24.867	21.428	1:04.517	3	18.666	25.709	21.881	1:06.256
4	17.639	24.771	21.192	1:03.602	12	17.937	25.030	21.190	1:04.157	4	18.666	25.480	21.815	1:05.961
5	17.554	24.856	21.327	1:03.737	13	17.544	24.767	21.698	1:04.009	5	17.979	25.736	21.793	1:05.508
6	17.465	25.194	21.093	1:03.752	14	17.944	25.143	21.567	1:04.654	6	18.220	26.068	21.776	1:06.064
7	17.392	24.766	21.076	1:03.234	N°48 MONIER Paul					7	17.933	25.611	21.731	1:05.275
8	17.651	24.726	21.232	1:03.609	1	30.473	27.896	23.344	1:21.713	8	18.040	25.471	21.692	1:05.203
9	17.541	24.616	20.969	1:03.126	2	18.678	26.746	22.707	1:08.131	9	17.858	25.605	21.592	1:05.055
10	17.524	24.688	21.069	1:03.281	3	18.572	26.644	22.411	1:07.627	10	17.765	25.385	21.474	1:04.624
11	17.726	24.957	21.123	1:03.806	4	18.530	26.524	22.319	1:07.373	11	17.948	25.556	21.546	1:05.050
12	17.454	24.648	21.095	1:03.197	5	18.259	26.810	22.641	1:07.710	12	18.042	25.366	21.850	1:05.258
13	17.407	24.818	21.263	1:03.488	6	18.322	26.371	22.316	1:07.009	13	18.019	25.198	21.589	1:04.806
14	17.528	24.861	21.196	1:03.585	7	18.524	26.424	22.481	1:07.429	14	18.410	25.632	21.994	1:06.036
N°46 FOURNIER Paul					8	18.250	26.378	22.289	1:06.917	N°51 BOCCHECIAMPE William				
1	20.092	26.049	21.822	1:07.963	9	18.037	26.164	22.493	1:06.694	1	20.036	26.647	21.970	1:08.653
2	17.956	25.396	22.054	1:05.406	10	18.234	25.882	49.371	1:33.487	2	18.078	25.907	22.085	1:06.070
3	17.905	25.106	21.960	1:04.971	11	18.637	27.080	22.403	1:08.120	3	17.817	25.621	21.594	1:05.032
4	18.026	25.524	21.585	1:05.135	12	19.091	28.345	24.041	1:11.477	4	17.853	25.334	21.546	1:04.733
5	18.019	25.755	21.872	1:05.646	13	18.244	26.352	22.459	1:07.055	5	17.884	25.287	21.713	1:04.884
6	17.864	26.047	25.580	1:09.491						6	18.221	25.666	22.216	1:06.103
7	17.655	25.294	21.423	1:04.372						7	18.005	25.594	21.484	1:05.083



TROPHÉE OSCAR PETIT ÉPREUVE 1

14 & 15 MARS 2015

Circuit International
BRUN
Team



Cadet

Finale (F)

Analyse des tours

Pour information, sans valeur officielle

Tours	Secteur 1	Secteur 2	Secteur 3	mps au tour
8	17.824	25.873	21.410	1:05.107
9	17.747	25.317	21.549	1:04.613
10	17.817	25.282	21.528	1:04.627
11	17.851	25.703	21.568	1:05.122
12	17.875	25.344	21.427	1:04.646
13	18.026	25.397	21.637	1:05.060
14	18.004	25.680	21.748	1:05.432

N°52 DUBOUILLE Maxime

1	25.859	26.673	22.345	1:14.877
2	18.593	25.955	22.252	1:06.800
3	18.912	25.677	21.795	1:06.384
4	18.290	25.987	21.924	1:06.201
5	18.178	25.832	21.950	1:05.960
6	18.351	25.682	21.844	1:05.877
7	18.059	32.558	22.110	1:12.727
8	18.508	26.083	22.030	1:06.621
9	18.266	25.896	22.026	1:06.188
10	18.494	25.909	22.295	1:06.698
11	18.400	26.064	22.048	1:06.512
12	18.222	26.061	22.440	1:06.723
13	18.484	26.061	22.151	1:06.696
14	18.485	26.018	22.026	1:06.529

N°53 MUCKLEY Lucas

1	19.158	26.263	21.676	1:07.097
2	18.049	25.276	21.716	1:05.041
3	17.749	24.825	21.228	1:03.802
4	17.620	24.777	21.338	1:03.735
5	17.458	24.958	21.164	1:03.580
6	17.768	25.027	21.367	1:04.162
7	17.331	24.637	21.129	1:03.097
8	17.914	24.702	21.250	1:03.866
9	17.472	24.607	20.925	1:03.004
10	17.263	24.502	21.098	1:02.863
11	17.738	25.449	21.341	1:04.528
12	17.255	24.525	21.046	1:02.826
13	17.222	24.379	20.926	1:02.527
14	17.892	25.120	21.081	1:04.093



TROPHÉE OSCAR PETIT ÉPREUVE 1

14 & 15 MARS 2015

Circuit International
BRUN
Team



Cadet

Finale (F)
Grille de départ

Document 6 OFFICIEL

Sous réserve du contrôle technique ou d'incidents d'ordre sportif

	17	47	LEBOULANGER Théo	
36	GRASSET Téo	16	23	KNECHT Evan
39	PANIS Anthony	15	29	HENRION Gillian
27	RONZIERE Jules	14	38	REBEYROLLE Valentin
48	MONIER Paul	13	33	METTETAL Jules
52	DUBOUILLE Maxime	12	32	PREUVOST Matt
42	MORETON Lola	11	43	DURY Sasha
49	RAMBEAU Jules	10	35	PIASTRINO Hugo
30	DROUX Damyen	9	34	ROCHE Arthur
37	GARCIN Alexis	8	50	VIAL Florent
24	MOUZON Jérôme	7	25	MOUZON Antoine
22	DUC-GONINAZ Louis-Alexandre	6	46	FOURNIER Paul
26	FILLOUX Louis	5	51	BOCCHECIAMPE William
45	DE GERUS Reshad	4	31	CHAPON Johann
28	CLEMENT Thibaut	3	41	MICHEL Victor
53	MUCKLEY Lucas	2	40	MARTINS Victor
44	PERRIN Sophie	1	21	LEHMANN Enzo

POLE POSITION



Départ : 15/03 - 17:00 14 Tours = 20,650 Km