

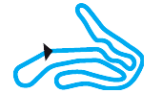


TROPHÉE OSCAR PETIT

ÉPREUVE 1

14 & 15 MARS 2015

Circuit International
BRUN
Team



Cadet

Manche Qualificative (MQ)

Document 3 OFFICIEL

Résultats

Sous réserve du contrôle technique ou d'incidents d'ordre sportif

Clt	N°	Pilote	Club	CRK	Tours	Ecart	Interv.	Meilleur tour
1	44	PERRIN Sophie	ROSNY	ILE DE FRANCE	10			1:03.056
2	29	HENRION Gillian	ROSNY	ILE DE FRANCE	10	0.068	0.068	1:03.055
3	21	LEHMANN Enzo	ASK LYON KART MASTE	RHÔNE ALPES	10	0.219	0.151	1:03.008
4	40	MARTINS Victor	BRETIGNY	ILE DE FRANCE	10	2.225	2.006	1:03.426
5	41	MICHEL Victor	VILLARS	AUVERGNE	10	2.466	0.241	1:03.396
6	31	CHAPON Johann	ANGERVILLE	ILE DE FRANCE	10	5.137	2.671	1:03.737
7	36	GRASSET Téo	VILLARS	AUVERGNE	10	8.356	3.219	1:03.736
8	45	DE GERUS Reshad	ASK DIONYSIEN	RÉUNION	10	9.038	0.682	1:03.981
9	47	LEBOULANGER Théo	SALBRIS	CENTRE	10	9.120	0.082	1:03.963
10	53	MUCKLEY Lucas	LE COTEAU	AUVERGNE	10	10.357	1.237	1:03.108
11	43	DURY Sasha	VILLARS	AUVERGNE	10	12.336	1.979	1:03.398
12	27	RONZIERE Jules	ASK LYON KART MASTE	RHÔNE ALPES	10	12.589	0.253	1:04.297
13	28	CLEMENT Thibaut	BRETIGNY	ILE DE FRANCE	10	12.859	0.270	1:03.471
14	49	RAMBEAU Jules	MARCILLAT	AUVERGNE	10	19.549	6.690	1:04.642
15	24	MOUZON Jérôme	ANNEMASSE	RHÔNE ALPES	10	19.718	0.169	1:04.608
16	32	PREUVOST Matt	PAU	AQUITAINE	10	22.157	2.439	1:05.115
17	46	FOURNIER Paul	ASK LYON KART MASTE	RHÔNE ALPES	10	22.336	0.179	1:04.634
18	26	FILLOUX Louis	ASK LYON KART MASTE	RHÔNE ALPES	10	22.516	0.180	1:04.687
19	39	PANIS Anthony	MONTPELLIER	LANGUEDOC ROUSSILLON	10	29.920	7.404	1:05.961
20	23	KNECHT Evan	LE COTEAU	AUVERGNE	10	31.806	1.886	1:05.560
21	33	METTETAL Jules	LOCHES	CENTRE	10	41.697	9.891	1:05.143
22	52	DUBOUILLE Maxime	SAINT JUNIEN	LIMOUSIN	10	45.388	3.691	1:07.180
23	38	REBEYROLLE Valentin	RENARDIERES	LIMOUSIN	10	58.932	13.544	1:08.552
24	48	MONIER Paul	KART 63	AUVERGNE	9	1 Tour	1 Tour	1:07.832
25	22	DUC-GONINAZ Louis-Alexandre	LE COTEAU	AUVERGNE	9	1 Tour	23.932	1:06.353
26	25	MOUZON Antoine	ANNEMASSE	RHÔNE ALPES	9	1 Tour	41.652	1:05.266
27	42	MORETON Lola	VILLARS	AUVERGNE	9	1 Tour	12.481	1:06.124
28	34	ROCHE Arthur	LOCHES	CENTRE	6	4 Tours	3 Tours	1:05.569
29	51	BOCCHECIAMPE William	ASK LYON KART MASTE	RHÔNE ALPES	3	7 Tours	3 Tours	1:06.281
30	30	DROUX Damyen	SALBRIS	CENTRE	2	8 Tours	1 Tour	1:07.448
31	37	GARCIN Alexis	VILLARS	AUVERGNE	1	9 Tours	1 Tour	1:12.363
32	50	VIAL Florent	VILLARS	AUVERGNE	1	9 Tours	1.114	1:12.843
33	35	PIASTRINO Hugo	VILLARS	AUVERGNE	0	10 Tours	1 Tour	

Tête de course : N°44 PERRIN Sophie (1-1) / N°29 HENRION Gillian (2-2) / N°21 LEHMANN Enzo (3-5) / N°44 PERRIN Sophie (6-7) / N°29 HENRION Gillian (8-8) / N°44 PERRIN Sophie (9-10)

Départ : 15/03 - 11:05:57

Meilleur tour : N°21 LEHMANN Enzo 1:03.008 84,27 Km/h

Météo : Soleil Air : 4°C Piste : Sèche

Ancien record de l'épreuve : N°44 PERRIN Sophie 1:03.718 83,33 Km/h

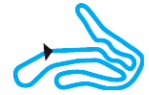


TROPHÉE OSCAR PETIT

ÉPREUVE 1

14 & 15 MARS 2015

Circuit International
BRUN
Team



Cadet

Manche Qualificative (MQ)

Tableau des tours

Pour information, sans valeur officielle

	1	2	3	4	5	6	7	8	9	10	11	12	13	14	15	16	17	18	19	20	21	22	23	24	25	26	27	28	29	30	31	32	33
Grille	44	53	40	29	21	41	47	28	31	45	36	49	43	33	51	27	37	35	46	24	26	23	50	30	32	39	42	34	22	25	52	48	38
Départ	44	40	53	21	29	47	41	28	31	45	36	49	33	43	27	51	37	35	24	46	23	26	30	39	50	32	42	34	22	48	52	38	25
Tour 1 Intervalle	44	29	40	21	47	31	36	41	27	45	43	49	24	51	30	39	32	46	37	26	28	42	50	34	23	22	52	53	48	38	33	25	
		0.1	0.1	0.4	0.8	0.5	0.5	0.0	0.2	0.8	0.2	1.5	0.6	0.4	0.1	0.3	0.0	0.1	0.8	0.1	0.5	0.2	0.1	0.2	0.1	0.2	1.1	0.0	1.2	0.4	14.4	54.8	
Tour 2	29	21	40	44	41	47	31	36	45	27	43	49	24	51	39	32	30	46	28	26	53	23	22	52	48	42	38	34	33	25			
		0.1	0.1	0.4	1.8	0.5	0.0	0.2	0.6	0.1	0.1	3.0	0.0	0.9	0.9	0.1	0.1	0.2	0.2	0.3	1.1	0.8	0.2	2.7	1.6	0.3	0.6	2.5	8.2	56.6			
Tour 3	21	44	29	40	31	41	47	45	36	27	43	49	24	32	28	53	39	46	26	51	22	23	52	42	48	34	38	33	25				
		0.8	0.3	1.5	0.4	0.1	0.2	0.1	0.2	0.9	0.0	3.6	0.1	2.0	0.1	0.7	0.0	0.1	0.3	1.2	1.0	0.2	3.9	1.0	1.0	1.3	0.4	7.6	57.3				
Tour 4	21	44	29	40	41	31	45	36	47	43	27	49	24	28	53	32	39	46	26	23	22	42	52	34	48	38	33	25					
		0.3	0.3	2.1	0.3	0.7	0.0	0.6	0.3	0.6	0.4	4.0	0.3	1.2	0.2	0.8	1.2	0.0	0.1	2.6	0.6	5.2	0.3	0.9	1.6	1.6	4.4	58.9					
Tour 5	21	29	44	40	41	31	45	36	47	43	27	49	24	53	28	32	46	26	39	23	42	34	52	48	38	33	22	25					
		0.3	0.0	2.6	0.2	1.1	0.0	0.2	0.6	0.1	1.2	4.8	0.0	0.1	0.3	2.0	1.8	0.1	0.8	3.0	5.3	1.2	0.3	2.9	2.6	0.8	22.3	37.0					
Tour 6	44	29	21	40	41	31	45	36	47	27	43	53	28	24	49	32	46	26	39	23	42	34	52	48	33	38	22	25					
		0.0	0.2	2.3	0.1	1.3	0.3	0.2	1.8	0.4	4.6	0.3	0.4	1.0	0.0	2.0	1.5	0.1	1.7	3.3	5.1	0.7	1.9	3.7	1.1	2.8	21.0	35.1					
Tour 7	44	29	21	40	41	31	45	36	47	27	53	43	28	49	24	32	46	26	39	23	52	33	48	38	22	25	42						
		0.0	0.1	3.1	0.2	1.2	0.9	0.1	1.8	1.1	3.3	0.2	0.2	2.6	0.2	2.0	1.3	0.4	2.9	2.8	9.2	3.0	1.8	4.4	21.4	43.9	9.8						
Tour 8	29	44	21	40	41	31	45	36	47	27	53	43	28	49	24	32	46	26	39	23	52	33	48	38	22	25	42						
		0.3	0.1	3.1	0.2	1.9	0.7	0.2	2.1	1.6	1.5	0.6	0.7	3.2	0.1	2.5	1.2	0.0	4.1	2.4	11.1	0.9	4.4	5.4	20.0	42.4	11.2						
Tour 9	44	21	29	40	41	31	45	36	47	53	27	43	28	49	24	32	46	26	39	23	33	52	48	38	22	25	42						
		0.1	0.1	3.3	0.2	2.1	2.4	0.8	0.5	1.7	0.2	0.6	1.1	5.5	0.0	2.0	1.0	0.0	5.5	2.1	11.1	1.3	5.6	6.1	17.7	41.6	12.4						
Tour 10	44	29	21	40	41	31	36	45	47	53	43	27	28	49	24	32	46	26	39	23	33	52	38										
		0.0	0.1	2.0	0.2	2.6	3.2	0.6	0.0	1.2	1.9	0.2	0.2	6.6	0.1	2.4	0.1	0.1	7.4	1.8	9.8	3.6	13.5										



TROPHÉE OSCAR PETIT

ÉPREUVE 1

14 & 15 MARS 2015

Circuit International
BRUN
Team



Cadet

Manche Qualificative (MQ)

Analyse des tours

Pour information, sans valeur officielle

Tours	Secteur 1	Secteur 2	Secteur 3	mps au tour	Tours	Secteur 1	Secteur 2	Secteur 3	mps au tour	Tours	Secteur 1	Secteur 2	Secteur 3	mps au tour
N°21 LEHMANN Enzo					N°25 MOUZON Antoine					N°28 CLEMENT Thibaut				
1	19.684	25.443	21.417	1:06.544	5	17.784	25.432	21.758	1:04.974	1	25.943	26.229	22.149	1:14.321
2	17.614	24.997	21.363	1:03.974	6	18.335	25.778	21.677	1:05.790	2	18.105	26.003	21.742	1:05.850
3	17.841	25.165	21.396	1:04.402	7	18.084	25.501	21.666	1:05.251	3	18.316	25.412	21.860	1:05.588
4	17.777	24.806	21.196	1:03.779	8	17.749	25.031	21.828	1:04.608	4	17.760	25.299	21.326	1:04.385
5	17.572	24.884	21.221	1:03.677	9	18.012	25.973	22.004	1:05.989	5	17.582	25.251	21.368	1:04.201
6	18.198	24.891	21.409	1:04.498	10	18.077	25.435	21.606	1:05.118	6	17.924	25.053	21.243	1:04.220
7	17.424	24.517	21.067	1:03.008	1	19.115	26.351	23.203	1:08.669	7	17.522	24.825	21.124	1:03.471
8	17.794	24.667	20.975	1:03.436	2	18.766	26.774	22.480	1:08.020	8	17.695	24.877	21.437	1:04.009
9	17.537	24.585	21.037	1:03.159	3	18.720	26.019	22.059	1:06.798	9	17.606	24.827	21.394	1:03.827
10	17.515	26.007	21.427	1:04.949	4	18.826	25.799	22.200	1:06.825	10	17.635	24.992	21.242	1:03.869
N°22 DUC-GONINAZ Louis-Alexandre					N°26 FILLOUX Louis					N°29 HENRION Gillian				
1	22.754	27.908	22.457	1:13.119	1	22.524	26.997	22.585	1:12.106	1	19.033	25.420	21.510	1:05.963
2	19.191	25.949	22.168	1:07.308	2	18.391	26.364	21.956	1:06.711	2	17.647	25.127	21.656	1:04.430
3	18.672	25.935	22.062	1:06.669	3	18.239	26.422	21.856	1:06.517	3	18.205	26.251	21.328	1:05.784
4	18.329	26.283	22.128	1:06.740	4	18.191	25.856	21.673	1:05.720	4	17.541	24.721	20.966	1:03.228
5	18.203	25.586	22.037	1:41.826	5	18.185	25.702	21.731	1:05.618	5	17.340	24.735	21.239	1:03.314
6	18.739	26.272	22.225	1:07.236	6	17.957	25.654	21.438	1:05.049	6	17.635	24.636	21.624	1:03.895
7	18.555	26.051	24.759	1:09.365	7	17.937	25.572	21.797	1:05.306	7	17.450	24.558	21.047	1:03.055
8	18.067	27.392	22.021	1:07.480	8	17.849	25.342	21.496	1:04.687	8	17.583	24.574	21.000	1:03.157
9	18.464	26.083	21.806	1:06.353	9	18.370	25.274	21.571	1:05.215	9	17.564	24.629	21.641	1:03.834
N°23 KNECHT Evan					N°27 RONZIERE Jules					N°30 DROUX Damyen				
1	23.140	27.085	23.250	1:13.475	1	19.462	26.002	22.157	1:07.621	1	21.237	26.779	22.479	1:10.495
2	19.048	26.105	22.191	1:07.344	2	18.024	25.685	21.943	1:05.652	2	18.433	27.164	21.851	1:07.448
3	19.239	26.008	21.909	1:07.156	3	17.766	25.944	21.784	1:05.494	N°31 CHAPON Johann				
4	18.317	25.709	21.837	1:05.863	4	17.871	25.630	21.477	1:04.978	1	19.693	26.006	21.899	1:07.598
5	18.209	26.005	22.577	1:06.791	5	17.608	25.183	21.587	1:04.378	2	17.820	25.400	22.237	1:05.457
6	18.141	25.926	22.217	1:06.284	6	17.672	25.127	21.498	1:04.297	3	17.712	25.310	21.717	1:04.739
7	18.089	25.626	22.200	1:05.915	7	17.778	25.374	21.767	1:04.919	4	17.777	25.185	21.557	1:04.519
8	18.159	25.708	21.693	1:05.560	8	17.613	25.426	21.905	1:04.944	5	17.640	24.965	21.597	1:04.202
9	18.238	25.896	22.148	1:06.282	9	17.903	25.384	21.686	1:04.973	6	17.706	24.896	21.245	1:03.847
10	18.175	26.183	22.043	1:06.401	10	17.773	25.690	21.947	1:05.410	7	17.601	24.805	21.331	1:03.737
N°24 MOUZON Jérôme														
1	21.283	26.759	22.142	1:10.184						8	17.571	25.063	21.527	1:04.161
2	18.067	25.680	22.009	1:05.756						9	17.529	25.011	21.319	1:03.859
3	18.205	25.942	21.946	1:06.093						10	17.591	24.883	21.394	1:03.868
4	18.103	25.525	21.751	1:05.379										



TROPHÉE OSCAR PETIT

ÉPREUVE 1

14 & 15 MARS 2015



Cadet

Manche Qualificative (MQ)

Analyse des tours

Pour information, sans valeur officielle

Tours	Secteur 1	Secteur 2	Secteur 3	mps au tour	Tours	Secteur 1	Secteur 2	Secteur 3	mps au tour	Tours	Secteur 1	Secteur 2	Secteur 3	mps au tour
N°32 PREUVOST Matt					N°37 GARCIN Alexis					N°41 MICHEL Victor				
1	21.227	27.315	22.086	1:10.628	8	17.682	24.807	21.634	1:04.123	10	17.507	24.778	21.141	1:03.426
2	18.286	26.915	21.721	1:06.922	9	17.940	25.306	22.911	1:06.157	1	19.692	26.734	21.889	1:08.315
3	18.061	26.064	21.889	1:06.014	10	17.802	24.707	21.227	1:03.736	2	17.743	25.084	21.565	1:04.392
4	18.283	26.054	21.365	1:05.702	N°38 REBEYROLLE Valentin					3	17.745	25.682	21.989	1:05.416
5	18.001	25.616	21.545	1:05.162	1	22.721	27.134	22.508	1:12.363	4	17.433	24.948	21.222	1:03.603
6	18.052	25.659	21.558	1:05.269	N°39 PANIS Anthony					5	17.504	24.920	21.334	1:03.758
7	17.953	25.686	21.611	1:05.250	1	23.443	28.619	22.911	1:14.973	6	17.539	24.860	21.280	1:03.679
8	17.893	25.600	21.622	1:05.115	2	19.398	27.333	23.080	1:09.811	7	17.817	24.908	21.169	1:03.894
9	17.998	25.836	21.616	1:05.450	3	19.068	27.397	22.836	1:09.301	8	17.443	24.878	21.138	1:03.459
10	18.002	25.920	21.602	1:05.524	4	18.843	27.132	22.577	1:08.552	9	17.416	25.028	21.119	1:03.563
N°33 METTETAL Jules					N°42 MORETON Lola					N°43 DURY Sasha				
1	38.930	30.912	22.335	1:32.177	6	19.059	27.621	22.676	1:09.356	10	17.530	24.724	21.142	1:03.396
2	18.272	25.743	22.167	1:06.182	7	18.704	27.491	22.733	1:08.928	1	22.327	27.039	23.139	1:12.505
3	18.314	25.747	22.043	1:06.104	8	18.940	27.116	22.885	1:08.941	2	18.691	26.020	28.138	1:12.849
4	17.931	25.692	21.684	1:05.307	9	18.806	27.325	22.468	1:08.599	3	18.638	26.626	21.891	1:07.155
5	18.101	25.363	21.743	1:05.207	10	19.086	27.525	22.613	1:09.224	4	18.351	26.362	22.078	1:06.791
6	18.340	25.781	21.628	1:05.749	N°40 MARTINS Victor					5	18.365	25.861	21.986	1:06.212
7	18.085	25.679	21.650	1:05.414	1	21.393	26.907	22.347	1:10.647	6	18.555	25.803	21.766	1:06.124
8	18.030	25.648	21.720	1:05.398	2	18.191	26.635	22.003	1:06.829	7	18.470	25.731	1:50.464	2:34.665
9	18.103	25.520	21.680	1:05.303	3	18.469	26.374	22.312	1:07.155	8	18.752	26.199	22.424	1:07.375
10	17.884	25.583	21.676	1:05.143	4	18.327	25.892	21.776	1:05.995	9	18.636	26.172	21.950	1:06.758
N°34 ROCHE Arthur					N°44 PERRIN Sophie									
1	23.385	27.074	22.315	1:12.774	5	18.072	26.789	21.832	1:06.693	1	18.908	25.602	21.606	1:06.116
2	18.913	25.830	30.956	1:15.699	6	18.088	26.088	21.844	1:06.020	2	17.631	25.421	22.192	1:05.244
3	18.082	25.854	22.331	1:06.267	7	18.186	26.409	21.813	1:06.408	3	17.766	25.697	21.292	1:04.755
4	17.881	26.048	21.766	1:05.695	8	18.297	25.863	21.801	1:05.961					
5	18.149	25.883	22.177	1:06.209	9	18.179	26.476	21.934	1:06.589					
6	18.207	25.669	21.693	1:05.569	10	18.153	26.595	21.870	1:06.618					

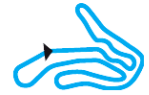


TROPHÉE OSCAR PETIT

ÉPREUVE 1

14 & 15 MARS 2015

Circuit International
BRUN
Team



Cadet

Manche Qualificative (MQ)

Analyse des tours

Pour information, sans valeur officielle

Tours	Secteur 1	Secteur 2	Secteur 3	mps au tour	Tours	Secteur 1	Secteur 2	Secteur 3	mps au tour	Tours	Secteur 1	Secteur 2	Secteur 3	mps au tour
4	17.520	24.704	21.041	1:03.265	9	17.817	25.169	21.570	1:04.556	8	18.691	26.327	22.481	1:07.499
5	17.402	24.918	21.429	1:03.749	10	17.610	24.869	21.484	1:03.963	9	18.564	26.420	22.614	1:07.598
6	17.351	24.939	21.425	1:03.715	N°48 MONIER Paul					10	18.496	26.282	22.706	1:07.484
7	17.362	24.593	21.101	1:03.056	1	23.938	28.351	23.059	1:15.348	N°53 MUCKLEY Lucas				
8	17.910	24.656	21.060	1:03.626	2	19.014	26.941	23.229	1:09.184	1	29.370	26.018	21.737	1:17.125
9	17.383	24.674	21.040	1:03.097	3	18.738	27.147	22.651	1:08.536	2	17.871	25.598	21.493	1:04.962
10	17.790	25.792	21.312	1:04.894	4	18.460	27.416	22.807	1:08.683	3	17.524	25.783	21.542	1:04.849
N°45 DE GERUS Reshad					5	18.644	26.899	22.289	1:07.832	4	17.492	25.400	21.056	1:03.948
1	21.267	26.057	21.789	1:09.113	6	18.709	27.166	22.146	1:08.021	5	17.353	25.101	21.106	1:03.560
2	17.969	25.216	21.515	1:04.700	7	18.637	27.108	22.663	1:08.408	6	17.939	25.102	21.125	1:04.166
3	17.992	25.039	21.426	1:04.457	8	18.539	26.875	22.609	1:08.023	7	17.456	24.799	21.125	1:03.380
4	17.679	24.874	21.428	1:03.981	9	18.409	26.807	22.634	1:07.850	8	17.387	24.647	21.074	1:03.108
5	17.968	24.738	21.543	1:04.249	N°49 RAMBEAU Jules					9	17.278	24.683	21.187	1:03.148
6	17.859	24.872	21.397	1:04.128	1	22.065	26.221	22.321	1:10.607	10	17.252	24.686	21.508	1:03.446
7	17.644	25.213	21.488	1:04.345	2	18.136	26.175	21.974	1:06.285					
8	17.585	24.868	21.535	1:03.988	3	18.166	25.674	22.166	1:06.006					
9	17.971	25.620	21.959	1:05.550	4	18.040	25.507	21.697	1:05.244					
10	17.980	24.917	22.383	1:05.280	5	17.898	25.530	21.770	1:05.198					
N°46 FOURNIER Paul					6	17.935	25.980	22.014	1:05.929					
1	22.209	27.133	21.911	1:11.253	7	17.889	25.430	21.649	1:04.968					
2	18.444	26.758	21.976	1:07.178	8	17.775	25.146	21.721	1:04.642					
3	18.158	26.460	22.103	1:06.721	9	18.471	25.500	22.149	1:06.120					
4	18.393	25.780	21.748	1:05.921	10	17.988	25.377	21.652	1:05.017					
5	18.176	25.786	21.720	1:05.682	N°50 VIAL Florent									
6	17.933	25.624	21.458	1:05.015	1	22.649	27.067	23.127	1:12.843					
7	17.877	25.588	21.531	1:04.996	N°51 BOCHECIAMPE William									
8	17.833	25.503	21.736	1:05.072	1	21.497	27.283	22.443	1:11.223					
9	18.162	25.412	21.676	1:05.250	2	18.271	26.053	21.957	1:06.281					
10	17.665	25.426	21.543	1:04.634	3	18.019	26.063	25.854	1:09.936					
N°47 LÉBOULANGER Théo					N°52 DUBOUILLE Maxime									
1	19.284	25.965	22.002	1:07.251	1	23.385	27.703	22.726	1:13.814					
2	17.956	25.643	22.417	1:06.016	2	19.161	26.543	23.166	1:08.870					
3	17.943	25.282	21.956	1:05.181	3	18.783	26.726	22.576	1:08.085					
4	18.034	25.245	21.877	1:05.156	4	18.728	26.627	22.828	1:08.183					
5	17.822	25.000	21.267	1:04.089	5	18.549	26.264	22.695	1:07.508					
6	18.632	25.045	21.613	1:05.290	6	18.764	26.175	22.241	1:07.180					
7	17.879	24.926	21.437	1:04.242	7	18.696	26.165	22.424	1:07.285					
8	17.798	25.167	21.474	1:04.439										



TROPHÉE OSCAR PETIT ÉPREUVE 1

14 & 15 MARS 2015

Circuit International
BRUN
Team



Cadet

Manche Qualificative (MQ)
Grille de départ

Document 3.1 OFFICIEL

Sous réserve du contrôle technique ou d'incidents d'ordre sportif

	17	38 REBEYROLLE Valentin
48 MONIER Paul	16	52 DUBOUILLE Maxime
25 MOUZON Antoine	15	22 DUC-GONINAZ Louis-Alexandre
34 ROCHE Arthur	14	42 MORETON Lola
39 PANIS Anthony	13	32 PREUVOST Matt
30 DROUX Damyen	12	50 VIAL Florent
23 KNECHT Evan	11	26 FILLOUX Louis
24 MOUZON Jérôme	10	46 FOURNIER Paul
35 PIASTRINO Hugo	9	37 GARCIN Alexis
27 RONZIERE Jules	8	51 BOCHECIAMPE William
33 METTETAL Jules	7	43 DURY Sasha
49 RAMBEAU Jules	6	36 GRASSET Téo
45 DE GERUS Reshad	5	31 CHAPON Johann
28 CLEMENT Thibaut	4	47 LEBOULANGER Théo
41 MICHEL Victor	3	21 LEHMANN Enzo
29 HENRION Gillian	2	40 MARTINS Victor
53 MUCKLEY Lucas	1	44 PERRIN Sophie

POLE POSITION



Départ : 15/03 - 10:40 10 Tours = 14,750 Km