



X30 Senior / Gent

Préfinale (PF)

Document 16.1 OFFICIEL

Résultats

Sous réserve du contrôle technique ou d'incidents d'ordre sportif

Clt	N°	Pilote	Concurrent	Equipement	Tours	Ecart	Interv.	Meilleur tour
1	=	21 BARBARIN Guillaume	Malevaut Sport / Kbk	TONY KART / IAME / KOMET	17			56.609
2	▲2	57 COUT Anthony	Braun Racing	TONY KART / IAME / KOMET	17	0.083	0.083	56.619
3	▲4	25 BARBE John	Team Motor's	TONY KART / IAME / KOMET	17	5.746	5.663	56.709
4	▼1	6 NAPOLITANO Giacomo	Braun Racing	TONY KART / IAME / KOMET	17	5.849	0.103	56.413
5	▲6	23 RICCI Thomas	Lm Karting	TONY KART / IAME / KOMET	17	5.967	0.118	56.529
6	▼4	40 CERIBELLA Anthony	motors	FA KART / IAME / KOMET	17	6.218	0.251	56.719
7	▲1	2 MEUNIER Evan	Motors	TONY KART / IAME / KOMET	17	6.357	0.139	56.612
8	▼2	16 MIDALI Luca	Ludo Racing	SODI / IAME / KOMET	17	6.452	0.095	56.715
9	▲4	12 BOURASSIN Johan	Bourassin	TONY KART / IAME / KOMET	17	6.538	0.086	56.636
10	▼5	60 RIFFARD Félix	Laumatec	KOSMIC / IAME / KOMET	17	6.757	0.219	56.967
11	▼1	74 PRETTE Louis	Mmc Racing	FA KART / IAME / KOMET	17	7.438	0.681	56.911
12	▲2	22 MASATO Okada	Masato Okada	KART SHOP 67 EVO TEC / IAME / KOM	17	7.662	0.224	56.702
13	▲3	20 POTAIN Mickael	Motor S	TONY KART / IAME / KOMET	17	7.720	0.058	56.755
14	▼2	8 LAFILLE Adrian	Karting +	TONY KART / IAME / KOMET	17	8.454	0.734	56.914
15	▲2	43 LAY Gillian	Rreproduction	FA KART / IAME / KOMET	17	9.095	0.641	56.947
16	▲2	36 HODIER Thomas	Hrs	FA KART / IAME / KOMET	17	10.364	1.269	57.265
17	▼2	94 VIAN Jason	Lm Karting	KOSMIC / IAME / KOMET	17	15.642	5.278	57.293
18	▲2	50 CLAUDE Emile	Akle25/gtfr	BIREL / IAME / KOMET	17	17.956	2.314	57.489
19	=	93 JOLINET Gregory	Motor's	KART SHOP 67 EVO TEC / IAME / KOM	17	25.471	7.515	57.953
20	▲3	53 CHABRIAIS Cedric	Lm Karting	TONY KART / IAME / KOMET	17	28.806	3.335	58.127
21	▲1	75 JACOMELLI Rodolphe	Jacomelli	KOSMIC / IAME / KOMET	17	52.734	23.928	59.406
22	▲3	68 CHASTAGNIER Claude	Laumatec	KOSMIC / IAME / KOMET	17	53.194	0.460	59.488
23	▼14	44 ROUCHY Jeffrey	Oks	CRG BY KCM / IAME / KOMET	5	12 Tours	12 Tours	57.831
24	=	98 MAURY Adrien	Team Kart 31	SODI / IAME / KOMET	2	15 Tours	3 Tours	59.512
25	▼4	33 BOUHET Jesse	Lm Karting	TONY KART / IAME / KOMET	2	15 Tours	8.381	1:04.474

Tête de course : N°21 BARBARIN Guillaume (1-2) / N°57 COUT Anthony (3-10) / N°21 BARBARIN Guillaume (11-14) / N°57 COUT Anthony (15-16) / N°21 BARBARIN Guillaume (17-17)

Départ : 20/09 - 10:23:47

Meilleur tour : N°6 NAPOLITANO Giacomo 56.413 94,12 Km/h

Météo : Nuageux Air : 10°C Piste : Sèche

Record de l'épreuve : N°25 BARBE John 56.245 94,40 Km/h


Varenes Sur Allier (FRA) 18-21/09/2015

Page 1 / 1

3MK Events

Apex Timing 






X30 Senior / Gent

Préfinale (PF)

Tableau des tours

Pour information, sans valeur officielle

	1	2	3	4	5	6	7	8	9	10	11	12	13	14	15	16	17	18	19	20	21	22	23	24	25
Grille	21	40	6	57	60	16	25	2	44	74	23	8	12	22	94	20	43	36	93	50	33	75	53	98	68
Départ	21	40	6	57	60	16	2	25	74	8	22	20	12	23	36	94	50	43	93	44	98	33	75	53	68
Tour 1 Intervalle	21	6 0.1	57 0.3	40 0.0	2 0.4	25 0.2	60 0.3	16 0.1	8 0.3	74 0.2	20 0.0	22 0.4	12 0.2	36 0.7	50 0.3	94 0.0	98 0.3	23 0.2	43 0.0	93 0.3	44 0.0	53 0.5	75 0.8	33 0.5	68 2.3
Tour 2	21	6 0.1	57 0.0	40 0.0	2 0.1	25 0.1	16 0.4	60 0.2	20 0.4	22 0.8	74 0.1	12 0.2	8 0.2	36 0.4	23 0.5	94 0.3	43 0.1	50 0.0	44 1.0	98 0.2	93 0.1	53 0.2	75 1.7	68 3.6	33 2.6
Tour 3	57	21 0.1	6 0.2	2 0.1	25 0.3	16 0.2	40 0.1	20 0.1	60 0.1	22 0.5	12 0.3	74 0.2	8 0.3	23 0.6	36 0.1	43 1.0	44 1.4	94 0.0	50 0.4	93 1.9	53 0.2	75 1.9	68 3.3		
Tour 4	57	21 0.1	6 0.2	2 0.1	25 0.2	16 0.2	20 0.5	40 0.1	22 0.4	60 0.5	12 0.1	74 0.0	23 0.5	8 0.2	36 0.5	43 1.1	44 1.8	94 0.1	50 0.1	93 2.7	53 0.5	75 2.7	68 3.4		
Tour 5	57	21 0.0	25 0.9	2 0.0	16 0.3	20 0.1	40 0.1	6 0.1	22 0.5	12 0.6	74 0.2	23 0.1	60 0.1	8 0.5	36 0.8	43 0.9	50 3.0	94 0.2	44 1.8	93 0.6	53 0.8	75 3.7	68 4.0		
Tour 6	57	21 0.0	2 2.0	20 0.2	16 0.1	25 0.2	40 0.1	22 0.0	6 0.1	12 0.0	23 0.1	74 0.2	60 0.3	8 0.6	36 1.3	43 0.5	94 3.5	50 0.1	93 3.1	53 0.9	75 4.9	68 4.1			
Tour 7	57	21 0.0	20 2.2	2 0.1	16 0.1	25 0.3	22 0.2	40 0.2	23 0.1	74 0.4	6 0.1	60 0.1	12 0.1	8 0.2	36 1.5	43 0.1	94 4.1	50 0.2	93 3.7	53 1.0	75 6.3	68 4.1			
Tour 8	57	21 0.0	16 2.7	2 0.1	25 0.0	20 0.7	23 0.1	22 0.1	40 0.1	6 0.0	60 0.1	12 0.3	74 0.2	8 0.2	43 1.4	36 0.2	94 4.1	50 0.3	93 4.2	53 1.3	75 7.8	68 3.7			
Tour 9	57	21 0.0	25 3.9	23 0.1	16 0.1	2 0.2	22 0.1	6 0.1	60 0.2	40 0.1	12 0.1	20 0.4	74 0.2	8 0.1	43 0.8	36 0.8	94 4.0	50 0.2	93 4.9	53 1.3	75 9.5	68 3.7			
Tour 10	57	21 0.1	25 4.0	16 0.1	2 0.3	22 0.2	6 0.1	40 0.2	60 0.1	12 0.2	23 0.4	74 0.5	20 0.1	8 0.2	43 0.0	36 0.9	94 4.2	50 0.1	93 5.6	53 1.2	75 11.2	68 4.0			
Tour 11	21	57 0.0	25 3.8	2 0.2	16 0.0	6 0.1	22 0.3	40 0.2	12 0.3	60 0.1	23 0.2	74 1.0	20 0.1	8 0.8	43 0.0	36 0.7	94 4.4	50 0.3	93 6.1	53 1.3	75 13.1	68 3.6			
Tour 12	21	57 0.1	2 4.0	25 0.1	16 0.3	6 0.1	40 0.5	22 0.1	12 0.1	23 0.1	60 0.1	20 0.8	74 0.2	8 0.9	43 0.0	36 0.9	94 4.6	50 0.3	93 6.5	53 1.6	75 15.1	68 3.1			
Tour 13	21	57 0.1	25 4.3	2 0.0	6 0.1	16 0.1	40 0.7	22 0.5	23 0.1	60 0.1	12 0.1	20 0.2	74 0.2	43 1.3	8 0.2	36 1.0	94 4.5	50 0.4	93 7.0	53 2.1	75 16.8	68 2.3			
Tour 14	21	57 0.1	25 4.8	6 0.1	16 0.1	2 0.1	40 0.4	23 0.2	60 0.8	12 0.0	22 0.6	74 0.2	20 0.1	43 0.7	8 0.2	36 1.3	94 4.7	50 0.7	93 7.3	53 2.2	75 18.8	68 2.0			




X30 Senior / Gent

Préfinale (PF)

Tableau des tours

Pour information, sans valeur officielle

Tour 15	57	21 0.0	25 4.9	6 0.3	2 0.1	16 0.0	23 0.2	40 0.1	60 0.7	12 0.1	22 0.2	74 0.4	20 0.1	8 1.0	43 0.9	36 0.8	94 4.9	50 1.0	93 7.5	53 2.6	75 20.4	68 1.5
Tour 16	57	21 0.0	25 5.2	2 0.1	6 0.1	23 0.1	40 0.1	16 0.1	12 0.6	60 0.1	74 0.5	22 0.0	20 0.1	8 1.2	43 0.8	36 0.9	94 5.2	50 1.7	93 7.3	53 3.1	75 21.9	68 1.1
Tour 17	21	57 0.0	25 5.6	6 0.1	23 0.1	40 0.2	2 0.1	16 0.0	12 0.0	60 0.2	74 0.6	22 0.2	20 0.0	8 0.7	43 0.6	36 1.2	94 5.2	50 2.3	93 7.5	53 3.3	75 23.9	68 0.4




X30 Senior / Gent

Préfinale (PF)

Analyse des tours

Pour information, sans valeur officielle

Tours	Secteur 1	Secteur 2	Secteur 3	mps au tour	Tours	Secteur 1	Secteur 2	Secteur 3	mps au tour	Tours	Secteur 1	Secteur 2	Secteur 3	mps au tour
N°2 MEUNIER Evan					15	15.480	22.816	18.890	57.186	12	15.567	22.419	19.115	57.101
1	17.442	22.982	19.190	59.614	16	15.349	23.049	19.190	57.588	13	15.718	22.885	19.192	57.795
2	15.660	22.564	19.111	57.335	17	15.906	22.934	19.207	58.047	14	15.654	22.586	18.990	57.230
3	16.036	22.586	18.944	57.566	N°8 LAFILLE Adrian					15	15.692	22.429	18.898	57.019
4	15.631	22.319	18.853	56.803	1	17.851	23.159	19.518	1:00.528	16	15.755	22.514	18.805	57.074
5	15.526	22.603	19.088	57.217	2	15.831	23.808	19.399	59.038	17	15.663	22.845	19.106	57.614
6	15.902	22.909	18.944	57.755	3	15.687	22.533	19.003	57.223	N°16 MIDALI Luca				
7	15.874	22.468	18.915	57.257	4	15.681	22.913	19.024	57.618	1	18.305	23.101	19.060	1:00.466
8	15.594	22.911	18.923	57.428	5	15.628	22.514	18.916	57.058	2	15.821	22.466	19.002	57.289
9	15.605	23.679	19.021	58.305	6	15.572	22.523	18.957	57.052	3	15.877	22.429	19.114	57.420
10	15.592	22.618	18.895	57.105	7	15.611	22.645	18.877	57.133	4	15.589	22.307	18.819	56.715
11	15.494	22.307	18.811	56.612	8	15.593	22.615	19.270	57.478	5	15.609	22.459	19.068	57.136
12	15.528	22.667	18.779	56.974	9	15.587	22.422	19.656	57.665	6	16.107	22.746	18.894	57.747
13	15.473	22.632	19.036	57.141	10	15.928	23.326	18.886	58.140	7	15.806	22.370	18.841	57.017
14	15.787	22.501	19.380	57.668	11	15.504	22.787	19.155	57.446	8	15.558	22.643	18.953	57.154
15	15.738	22.575	18.826	57.139	12	15.588	22.645	18.889	57.122	9	16.000	22.998	19.248	58.246
16	15.380	22.488	19.403	57.271	13	15.525	23.003	19.056	57.584	10	15.671	22.542	18.806	57.019
17	16.660	22.816	19.197	58.673	14	15.668	22.445	18.927	57.040	11	15.583	22.339	19.056	56.978
N°6 NAPOLITANO Giacomo					15	15.550	22.388	18.976	56.914	12	15.750	22.763	18.842	57.355
1	17.013	22.830	19.175	59.018	16	15.627	22.613	19.180	57.420	13	15.670	22.277	19.027	56.974
2	15.804	22.970	19.183	57.957	17	15.738	22.549	19.042	57.329	14	15.628	22.406	19.250	57.284
3	15.778	22.970	18.959	57.707	N°12 BOURASSIN Johan					15	15.781	22.702	18.849	57.332
4	15.599	22.359	18.881	56.839	1	18.292	23.446	19.192	1:00.930	16	15.466	22.778	19.563	57.807
5	15.769	22.797	19.532	58.098	2	15.912	22.551	19.362	57.825	17	16.098	22.822	19.223	58.143
6	16.132	22.812	19.053	57.997	3	15.712	22.308	18.904	56.924	N°20 POTAIN Mickael				
7	15.832	23.081	19.140	58.053	4	15.578	22.365	19.281	57.224	1	18.162	23.353	19.099	1:00.614
8	15.479	22.345	19.174	56.998	5	15.683	22.352	18.779	56.814	2	15.784	22.527	18.997	57.308
9	15.780	22.604	18.918	57.302	6	15.595	22.345	18.922	56.862	3	15.652	22.460	18.945	57.057
10	15.563	22.827	18.815	57.205	7	16.005	23.343	18.920	58.268	4	15.705	22.332	18.847	56.884
11	15.423	22.163	18.827	56.413	8	15.686	22.619	18.945	57.250	5	15.538	22.282	18.936	56.756
12	15.643	22.892	18.778	57.313	9	15.693	22.440	19.231	57.364	6	15.832	22.757	18.890	57.479
13	15.376	22.366	18.940	56.682	10	15.910	22.616	18.845	57.371	7	15.524	22.477	18.860	56.861
14	15.517	22.489	19.295	57.301	11	15.524	22.329	18.783	56.636	8	16.102	23.139	19.152	58.393




X30 Senior / Gent

Préfinale (PF)

Analyse des tours

Pour information, sans valeur officielle

Tours	Secteur 1	Secteur 2	Secteur 3	mps au tour	Tours	Secteur 1	Secteur 2	Secteur 3	mps au tour	Tours	Secteur 1	Secteur 2	Secteur 3	mps au tour
9	16.172	23.230	19.478	58.880	6	15.775	22.545	19.014	57.334	3	16.205	22.409	19.078	57.692
10	15.763	22.893	19.510	58.166	7	15.820	22.623	18.767	57.210	4	15.587	22.339	18.783	56.709
11	15.554	22.474	18.897	56.925	8	15.587	22.591	19.561	57.739	5	15.644	22.336	18.998	56.978
12	15.472	22.464	18.819	56.755	9	15.714	22.550	19.106	57.370	6	15.885	23.158	19.310	58.353
13	15.549	22.474	18.881	56.904	10	15.607	22.787	18.792	57.186	7	15.685	22.720	18.775	57.180
14	15.573	22.579	19.765	57.917	11	15.798	22.363	18.840	57.001	8	15.634	22.569	18.782	56.985
15	15.627	22.378	18.871	56.876	12	15.534	22.856	19.140	57.530	9	15.665	23.055	19.029	57.749
16	15.566	22.564	19.057	57.187	13	15.464	23.057	18.994	57.515	10	15.796	22.541	18.856	57.193
17	15.758	22.830	19.255	57.843	14	15.771	23.023	19.463	58.257	11	15.559	22.377	18.864	56.800
N°21 BARBARIN Guillaume					15	15.495	22.486	18.721	56.702	12	15.795	22.692	18.815	57.302
1	16.929	22.831	19.209	58.969	16	15.787	22.698	19.102	57.587	13	15.552	22.374	19.017	56.943
2	16.030	22.985	18.964	57.979	17	15.795	22.891	19.254	57.940	14	15.522	22.755	19.092	57.369
3	16.288	22.390	18.971	57.649	N°23 RICCI Thomas					15	15.679	22.485	18.860	57.024
4	15.618	22.328	18.869	56.815	1	18.981	23.667	20.005	1:02.653	16	15.604	22.831	19.197	57.632
5	15.554	22.286	18.769	56.609	2	15.648	22.600	19.100	57.348	17	15.986	23.018	19.198	58.202
6	15.546	22.248	18.902	56.696	3	15.590	22.342	18.934	56.866	N°33 BOUHET Jesse				
7	15.544	22.501	18.855	56.900	4	15.518	22.289	18.898	56.705	1	18.924	23.903	21.647	1:04.474
8	15.606	22.443	18.865	56.914	5	15.532	22.198	18.817	56.547	2	17.984	25.237	22.062	1:05.283
9	15.565	22.294	18.924	56.783	6	15.508	22.268	18.864	56.640	N°36 HODIER Thomas				
10	15.698	22.463	18.939	57.100	7	15.852	22.536	18.869	57.257	1	18.022	24.075	19.544	1:01.641
11	15.699	22.356	18.831	56.886	8	15.497	22.431	19.250	57.178	2	15.886	22.785	19.097	57.768
12	15.481	22.525	18.875	56.881	9	15.556	22.364	19.066	56.986	3	15.769	22.576	19.208	57.553
13	15.558	22.447	18.830	56.835	10	15.579	24.726	18.825	59.130	4	15.681	22.587	19.055	57.323
14	15.490	22.463	18.914	56.867	11	15.468	22.249	18.812	56.529	5	15.719	22.579	19.091	57.389
15	15.529	22.478	19.030	57.037	12	15.415	22.356	19.078	56.849	6	15.735	22.741	19.059	57.535
16	15.924	22.457	18.980	57.361	13	15.625	22.512	19.241	57.378	7	15.750	22.590	18.981	57.321
17	15.783	22.911	19.009	57.703	14	15.451	22.349	18.811	56.611	8	16.114	22.596	18.930	57.640
N°22 MASATO Okada					15	15.456	22.481	18.908	56.845	9	16.006	22.613	19.057	57.676
1	18.174	23.752	19.232	1:01.158	16	15.513	22.703	18.942	57.158	10	15.814	22.660	18.957	57.431
2	15.850	22.636	19.203	57.689	17	16.136	22.637	19.259	58.032	11	15.705	22.632	18.928	57.265
3	15.657	22.417	18.862	56.936	N°25 BARBE John					12	15.708	22.594	19.012	57.314
4	15.702	22.370	18.765	56.837	1	17.690	22.998	19.124	59.812	13	15.784	22.804	19.008	57.596
5	15.631	22.370	18.866	56.867	2	15.754	22.468	19.099	57.321	14	15.702	22.694	19.017	57.413



X30 Senior / Gent

Préfinale (PF)

Analyse des tours

Pour information, sans valeur officielle

Tours	Secteur 1	Secteur 2	Secteur 3	mps au tour
15	15.715	22.616	19.030	57.361
16	15.714	22.673	18.989	57.376
17	15.742	22.662	19.057	57.461

N°40 CERIBELLA Anthony

Tours	Secteur 1	Secteur 2	Secteur 3	mps au tour
1	17.258	22.901	19.347	59.506
2	15.855	22.762	19.066	57.683
3	16.369	22.487	19.553	58.409
4	16.015	22.328	18.891	57.234
5	15.621	22.212	18.886	56.719
6	16.025	22.663	19.194	57.882
7	15.845	22.841	18.882	57.568
8	15.806	22.366	19.441	57.613
9	16.147	22.584	19.148	57.879
10	15.665	22.458	18.893	57.016
11	15.638	22.261	18.880	56.779
12	15.566	22.633	18.961	57.160
13	15.658	22.499	18.956	57.113
14	15.675	22.443	18.901	57.019
15	15.669	22.595	19.009	57.273
16	15.558	22.490	19.120	57.168
17	16.073	22.761	19.259	58.093

N°43 LAY Gillian

Tours	Secteur 1	Secteur 2	Secteur 3	mps au tour
1	18.916	23.617	19.959	1:02.492
2	15.916	22.785	19.072	57.773
3	15.881	22.626	19.024	57.531
4	15.849	22.560	19.035	57.444
5	15.715	22.504	18.946	57.165
6	15.710	22.507	18.897	57.114
7	15.674	22.407	18.866	56.947
8	15.864	22.520	18.910	57.294
9	15.677	22.500	18.881	57.058
10	15.618	22.801	18.950	57.369
11	15.533	22.798	19.069	57.400

Tours	Secteur 1	Secteur 2	Secteur 3	mps au tour
12	15.692	22.653	18.831	57.176
13	15.521	22.734	19.034	57.289
14	15.662	22.448	18.897	57.007
15	15.628	22.354	20.168	58.150
16	15.733	22.509	19.018	57.260
17	15.735	22.464	18.936	57.135

N°44 ROUCHY Jeffroy

Tours	Secteur 1	Secteur 2	Secteur 3	mps au tour
1	19.632	23.551	19.543	1:02.726
2	16.046	23.191	19.295	58.532
3	16.074	22.692	19.065	57.831
4	15.963	22.711	19.189	57.863
5	16.090	24.185	20.223	1:00.498

N°50 CLAUDE Emile

Tours	Secteur 1	Secteur 2	Secteur 3	mps au tour
1	18.254	23.534	20.026	1:01.814
2	16.196	22.855	19.556	58.607
3	17.617	22.798	18.982	59.397
4	15.742	22.741	19.037	57.520
5	15.874	23.188	19.135	58.197
6	15.831	22.868	19.073	57.772
7	15.746	22.857	19.049	57.652
8	15.745	22.730	19.108	57.583
9	15.748	22.687	19.054	57.489
10	15.730	22.743	19.048	57.521
11	15.722	22.830	19.053	57.605
12	15.674	22.832	19.073	57.579
13	15.771	22.780	19.062	57.613
14	15.807	22.965	19.122	57.894
15	15.826	22.936	19.174	57.936
16	15.842	23.213	19.196	58.251
17	15.847	23.000	19.250	58.097


N°53 CHABRIAIS Cedric

Tours	Secteur 1	Secteur 2	Secteur 3	mps au tour
1	18.948	23.878	20.048	1:02.874
2	16.078	23.133	19.459	58.670

Tours	Secteur 1	Secteur 2	Secteur 3	mps au tour
3	16.309	23.812	19.701	59.822
4	16.392	22.907	19.495	58.794
5	15.909	22.959	19.526	58.394
6	16.048	22.840	19.431	58.319
7	15.888	22.920	19.401	58.209
8	16.024	22.999	19.455	58.478
9	15.994	22.867	19.297	58.158
10	15.924	22.818	19.385	58.127
11	15.970	22.923	19.358	58.251
12	15.920	22.943	19.368	58.231
13	15.948	23.031	19.654	58.633
14	15.851	22.984	19.421	58.256
15	16.002	22.987	19.518	58.507
16	15.974	23.179	19.439	58.592
17	16.184	22.932	19.326	58.442

N°57 COUT Anthony

Tours	Secteur 1	Secteur 2	Secteur 3	mps au tour
1	17.135	22.996	19.157	59.288
2	15.746	22.845	19.071	57.662
3	15.873	22.460	18.952	57.285
4	15.620	22.364	18.845	56.829
5	15.542	22.274	18.803	56.619
6	15.514	22.302	18.878	56.694
7	15.506	22.456	18.966	56.928
8	15.531	22.422	18.944	56.897
9	15.487	22.348	18.932	56.767
10	15.556	22.533	18.930	57.019
11	15.594	22.479	19.057	57.130
12	15.608	22.518	18.866	56.992
13	15.586	22.388	18.797	56.771
14	15.605	22.503	18.817	56.925
15	15.535	22.425	18.843	56.803
16	15.774	22.601	18.957	57.332
17	15.779	22.880	19.219	57.878




X30 Senior / Gent

Préfinale (PF)

Analyse des tours

Pour information, sans valeur officielle

Tours	Secteur 1	Secteur 2	Secteur 3	mps au tour	Tours	Secteur 1	Secteur 2	Secteur 3	mps au tour	Tours	Secteur 1	Secteur 2	Secteur 3	mps au tour
N°60 RIFFARD Félix					15	16.269	23.417	19.891	59.577	12	16.574	23.630	19.987	1:00.191
1	18.075	23.013	19.280	1:00.368	16	16.264	23.540	19.937	59.741	13	16.707	23.647	20.002	1:00.356
2	16.094	22.579	19.049	57.722	17	16.349	23.381	19.951	59.681	14	16.613	23.706	19.951	1:00.270
3	15.804	22.556	19.226	57.586	N°74 PRETTE Louis					15	16.596	23.602	19.957	1:00.155
4	16.144	22.636	19.165	57.945	1	18.069	23.543	19.265	1:00.877	16	16.605	23.533	19.929	1:00.067
5	16.148	22.528	18.923	57.599	2	16.021	22.964	19.302	58.287	17	16.733	23.613	20.056	1:00.402
6	15.676	22.529	18.823	57.028	3	15.703	22.435	19.254	57.392	N°93 JOLINET Gregory				
7	15.628	22.753	18.998	57.379	4	15.613	22.252	19.218	57.083	1	18.932	23.747	20.014	1:02.693
8	15.552	22.554	18.890	56.996	5	15.749	22.301	18.915	56.965	2	16.350	23.173	19.513	59.036
9	15.778	22.620	19.063	57.461	6	15.618	22.514	18.939	57.071	3	16.458	23.839	19.527	59.824
10	15.988	22.584	18.791	57.363	7	15.734	22.568	19.114	57.416	4	16.298	22.993	19.180	58.471
11	15.620	22.440	18.996	57.056	8	15.552	23.039	19.297	57.888	5	15.934	22.975	19.177	58.086
12	15.639	22.604	19.033	57.276	9	15.624	22.421	19.739	57.784	6	15.923	22.916	19.355	58.194
13	15.590	22.578	19.185	57.353	10	15.936	22.658	19.195	57.789	7	15.987	22.900	19.309	58.196
14	15.676	22.621	18.978	57.275	11	15.568	22.413	18.974	56.955	8	15.975	22.955	19.193	58.123
15	15.636	22.463	18.868	56.967	12	15.745	22.416	18.943	57.104	9	15.912	22.979	19.273	58.164
16	16.031	22.520	18.811	57.362	13	15.587	22.363	19.042	56.992	10	15.932	23.025	19.290	58.247
17	15.660	22.883	19.151	57.694	14	15.605	22.369	19.467	57.441	11	15.809	22.930	19.351	58.090
N°68 CHASTAGNIER Claude					15	15.632	22.385	18.894	56.911	12	15.881	22.844	19.228	57.953
1	22.161	24.094	20.193	1:06.448	16	15.546	22.415	19.147	57.108	13	16.016	22.851	19.281	58.148
2	16.365	23.959	20.007	1:00.331	17	15.733	22.846	19.207	57.786	14	15.934	22.985	19.217	58.136
3	16.532	23.495	19.785	59.812	N°75 JACOMELLI Rodolphe					15	15.907	22.974	19.251	58.132
4	16.431	23.445	19.779	59.655	1	19.313	24.312	20.102	1:03.727	16	15.952	22.857	19.261	58.070
5	16.548	23.558	19.865	59.971	2	16.496	23.387	19.742	59.625	17	15.989	23.008	19.285	58.282
6	16.336	23.527	19.835	59.698	3	16.468	23.393	20.182	1:00.043	N°94 VIAN Jason				
7	16.361	23.464	19.663	59.488	4	16.330	23.541	19.695	59.566	1	18.656	23.722	19.594	1:01.972
8	16.270	23.434	19.915	59.619	5	16.362	23.329	19.715	59.406	2	15.977	23.113	19.185	58.275
9	16.296	23.743	19.840	59.879	6	16.417	23.247	19.874	59.538	3	17.091	22.817	19.307	59.215
10	16.466	23.561	20.053	1:00.080	7	16.322	23.381	19.852	59.555	4	16.017	22.928	19.136	58.081
11	16.372	23.427	19.940	59.739	8	16.460	23.330	20.159	59.949	5	16.016	23.275	19.048	58.339
12	16.404	23.394	19.884	59.682	9	16.622	23.420	19.873	59.915	6	15.842	22.466	18.985	57.293
13	16.382	23.400	19.811	59.593	10	16.507	23.441	19.846	59.794	7	15.804	22.693	19.078	57.575
14	16.352	23.636	20.016	1:00.004	11	16.694	23.570	19.899	1:00.163	8	15.832	22.613	19.044	57.489



X30 Senior / Gent

Préfinale (PF)

Analyse des tours

Pour information, sans valeur officielle

Tours	Secteur 1	Secteur 2	Secteur 3	mps au tour
9	15.898	22.608	19.136	57.642
10	15.816	22.630	19.103	57.549
11	15.746	22.642	19.090	57.478
12	15.733	22.636	19.137	57.506
13	15.837	22.529	19.170	57.536
14	15.751	22.722	19.126	57.599
15	15.756	22.637	19.214	57.607
16	15.765	22.661	19.158	57.584
17	15.747	22.581	19.211	57.539

N°98 MAURY Adrien

1	18.163	24.091	19.781	1:02.035
2	16.544	23.531	19.437	59.512



X30 Senior / Gent

Préfinale (PF)

Document 14

Grille de départ

Sous réserve du contrôle technique ou d'incidents d'ordre sportif

	13	68 CHASTAGNIER Claude KOSMIC / IAME / KOMET
98 MAURY Adrien SODI / IAME / KOMET	12	53 CHABRIAIS Cedric TONY KART / IAME / KOMET
75 JACOMELLI Rodolphe KOSMIC / IAME / KOMET	11	33 BOUHET Jesse TONY KART / IAME / KOMET
50 CLAUDE Emile BIREL / IAME / KOMET	10	93 JOLINET Gregory KART SHOP 67 EVO TEC / IAME / KOMET
36 HODIER Thomas FA KART / IAME / KOMET	9	43 LAY Gillian FA KART / IAME / KOMET
20 POTAIN Mickael TONY KART / IAME / KOMET	8	94 VIAN Jason KOSMIC / IAME / KOMET
22 MASATO Okada KART SHOP 67 EVO TEC / IAME / KOMET	7	12 BOURASSIN Johan TONY KART / IAME / KOMET
8 LAFILLE Adrian TONY KART / IAME / KOMET	6	23 RICCI Thomas TONY KART / IAME / KOMET
74 PRETTE Louis FA KART / IAME / KOMET	5	44 ROUCHY Jeffrey CRG BY KCM / IAME / KOMET
2 MEUNIER Evan TONY KART / IAME / KOMET	4	25 BARBE John TONY KART / IAME / KOMET
16 MIDALI Luca SODI / IAME / KOMET	3	60 RIFFARD Félix KOSMIC / IAME / KOMET
57 COUT Anthony TONY KART / IAME / KOMET	2	6 NAPOLITANO Giacomo TONY KART / IAME / KOMET
40 CERIBELLA Anthony FA KART / IAME / KOMET	1	21 BARBARIN Guillaume TONY KART / IAME / KOMET

POLE POSITION



Départ : 20/09 - 10:20 17 Tours = 25,075 Km

Varenes Sur Allier (FRA) 18-21/09/2015

Page 1 / 1

3MK Events

Apex Timing 

