

Rotax Max Evo

Préfinale (PF)

Document 16.1 OFFICIEL

Résultats

Sous réserve du contrôle technique ou d'incidents d'ordre sportif

Clt	N°	Pilote	Concurrent	Equipement	Tours	Ecart	Interv.	Meilleur tour
1	▲6	4	LANDAIS Thomas	Team Speedland	TONY KART / ROTAX / MOJO	17		57.409
2	▲3	70	BAVEREL Paul	B.r.k.	TONY KART / ROTAX / MOJO	17	0.297	0.297 57.528
3	▲5	94	RENAUDIN Adrien	Kpr	SODI / ROTAX / MOJO	17	0.390	0.093 57.461
4	▲9	21	TESNIERE Charles	Technikart	SODI / ROTAX / MOJO	17	0.695	0.305 57.534
5	▲10	34	BENES Éva	Pole Karting Service	SODI / ROTAX / MOJO	17	0.810	0.115 57.227
6	≡	7	DROUET Thomas	Rm Concept	FA KART / ROTAX / MOJO	17	1.734	0.924 57.402
7	▼6	10	BERTIN Renaud	Speed Racing	FORMULA K / ROTAX / MOJO	17	1.913	0.179 57.449
8	▲8	95	SPIRLI Julien	Motors	TONY KART / ROTAX / MOJO	17	6.703	4.790 57.688
9	▲5	67	FRANZONI Marco	Mf Racing	TONY KART / ROTAX / MOJO	17	6.776	0.073 57.673
10	▲7	88	VANHOET Luca	Kart In Pro Competition	LENZOKART / ROTAX / MOJO	17	9.756	2.980 57.717
11	▲1	30	REVIRIAULT Emmanuel	Icl Karting	CRG BY KCM / ROTAX / MOJO	17	14.775	5.019 57.395
12	▼8	16	SARRAZIN Arnaud	PKS	SODI / ROTAX / MOJO	17	14.999	0.224 57.455
13	▼10	50	DEPTUCH Joel	Deptuch	KOSMIC / ROTAX / MOJO	17	16.428	1.429 57.141
14	▲6	83	TENEKETZIAN William	Sonic Racing Kart	KOSMIC / ROTAX / MOJO	17	16.956	0.528 58.019
15	▲14	36	BOUCHY Morgane	Angel's Kart Team	PRAGA / ROTAX / MOJO	17	17.136	0.180 58.008
16	▲2	58	MANGE Romain	Malevaut Sport	TONY KART / ROTAX / MOJO	17	17.284	0.148 57.537
17	▲7	17	ROUXEL Jérémie	Dsm	CRG BY KCM / ROTAX / MOJO	17	17.419	0.135 57.937
18	▼16	79	FALCHERO Julien	Sonic Racing Kart	KOSMIC / ROTAX / MOJO	17	17.486	0.067 57.549
19	▲6	33	FAYET Sacha	Tk1	KOSMIC / ROTAX / MOJO	17	17.768	0.282 57.965
20	▲8	11	FAYET Antoine	Tk1	KOSMIC / ROTAX / MOJO	17	18.134	0.366 57.896
21	▲6	48	BRUNERIE Vincent	Md Competition	TONY KART / ROTAX / MOJO	17	39.170	21.036 58.075
22	▼3	91	ROUSSET Louis	Kpr	SODI / ROTAX / MOJO	14	3 Tours	3 Tours 57.658
23	▼12	39	USANNA Anthony	Brk	TONY KART / ROTAX / MOJO	9	8 Tours	5 Tours 57.439
24	▲2	22	MENONI Gabriel	LudoRacing	SODI / ROTAX / MOJO	9	8 Tours	0.293 57.506
25	▼2	93	WILLIAMSON Andrew	Dss	FA KART / ROTAX / MOJO	4	13 Tours	5 Tours 58.198
26	▼16	24	LEMEE Thomas	Technikart Tk1	KOSMIC / ROTAX / MOJO	4	13 Tours	22.979 59.016
27	▼6	28	HERMOUET Julien	Kart In Pro	TONY KART / ROTAX / MOJO	4	13 Tours	1.188 58.086
28	▼6	27	MELET Matthieu	Brk Racing Team	TONY KART / ROTAX / MOJO	0	17 Tours	4 Tours
29	▼20	8	EVARD Paul	Tk1	KOSMIC / ROTAX / MOJO		Déclassement	57.461

N°8 EVRARD Paul : Non conformité technique (Art 19 du RSN 2015). Suivant la décision sportive N°51.

Tête de course : N°10 BERTIN Renaud (1-1) / N°8 EVRARD Paul (2-7) / N°4 LANDAIS Thomas (8-12) / N°8 EVRARD Paul (13-15) / N°4 LANDAIS Thomas (16-16) / N°8 EVRARD Paul (17-17)

Départ : 20/09 - 11:12:19

Meilleur tour : N°50 DEPTUCH Joel 57.141 92,92 Km/h

Météo : Nuageux Air : 10°C Piste : Sèche

Record de l'épreuve : N°50 DEPTUCH Joel 57.105 92,98 Km/h

Varenes Sur Allier (FRA) 18-21/09/2015

Page 1 / 1

3MK Events

Apex Timing 





DOCUMENT N° **51**

DÉCISION DES COMMISSAIRES SPORTIFS
STEWARDS' DECISION

PÉNALITÉ INFLIGÉE AU CONCURRENT (NOM) : **Tk1**
PENALTY INFLICTED UPON THE ENTRANT (NAME):

NUMERO DE LICENCE / LICENSE NUMBER : **233543**

N° : **8**
No.:

PILOTE : **EVRARD Paul**
DRIVER:

Concerne la partie de l'Épreuve : **Rotax Max Evo - Préfinale**
Concerns the part of the event:

ÉNONCÉ / STATEMENT:

Déclassement

MOTIF / REASON:

Pilote reconnu en non conformité technique (Article 19 du RSN 2015)

* Le soussigné reconnaît avoir reçu copie de la présente notification et avoir été informé des voies de recours : DROIT D'APPEL, Réglementation ASN et des conséquences qui en découlent (juridiques et financières).
Le concurrent doit déclarer, par écrit, dans l'heure qui suit la notification ou la publication de la décision, au Directeur de Course ou à un Commissaire Sportif, son intention de faire appel. Il doit joindre impérativement à cette déclaration d'appel une caution d'appel de : 3300 € (appel national FFSA 2014).
Il doit confirmer intention en envoyant sa lettre à l'ASN dans les formes et délais prévus par les règlements applicables.

Décision annoncée
Decision announced

Date / Date: **20/09/2015**

Heure / Time: **12:21**

Nom / Name

Signature

Président du Collège / *Chairman of the Panel:*

Patrick Vizatelle (FRA) :

Membres du Collège / *Members of the Panel:*

Nathalie Letniowska (FRA) :

Jean-Marc Jardin (FRA) :

NOTIFICATION AU CONCURRENT CONCERNÉ / NOTIFICATION TO THE RELEVANT ENTRANT

Je soussigné :
I undersigned: Nom personnel / *personal name*


Représentant du Concurrent : **Tk1**
Representing the Entrant: Nom du Concurrent / *Entrant's name*

Certifie avoir reçu notification du document N° **51** des Commissaires Sportifs de l'Épreuve.
Certify that I have been notified of document No. by the Stewards of the Meeting.

Date :

Heure / Time:

Signature :



Rotax Max Evo


Préfinale (PF)

Pour information, sans valeur officielle

Tableau des tours

	1	2	3	4	5	6	7	8	9	10	11	12	13	14	15	16	17	18	19	20	21	22	23	24	25	26	27	28	29
Grille	10	79	50	16	70	7	4	94	8	24	39	30	21	67	34	95	88	58	91	83	28	27	93	17	33	22	48	11	36
Départ	79	10	16	50	7	70	8	94	4	24	39	30	21	67	34	95	88	58	91	83	28	93	27	33	17	22	48	36	11
Tour 1	10	8	70	21	94	95	34	67	4	93	88	28	36	79	33	83	11	48	17	7	24	39	91	22	16	30	58	50	
Intervalle		0.0	0.3	0.3	0.3	0.7	0.1	0.1	0.1	1.0	0.1	0.1	0.4	0.4	0.3	0.0	0.1	0.2	0.1	0.9	1.7	0.2	0.1	0.0	5.6	0.1	0.7	5.4	
Tour 2	8	70	94	10	21	95	34	4	67	93	88	28	36	79	83	33	48	7	11	17	91	39	22	24	16	30	58	50	
Intervalle		0.0	0.1	0.0	0.3	0.4	0.2	0.0	0.2	1.2	0.2	0.1	0.7	0.0	0.3	0.2	0.2	0.0	0.1	0.3	1.9	0.1	0.3	2.9	2.1	0.1	1.4	4.6	
Tour 3	8	94	70	21	10	4	95	34	67	93	88	28	36	79	7	83	48	33	17	11	91	39	22	24	16	30	58	50	
Intervalle		0.0	0.2	0.6	0.0	0.1	0.2	0.1	0.2	1.2	0.1	0.1	1.1	0.1	0.1	0.1	0.7	0.2	0.4	0.3	1.2	0.3	0.1	3.3	1.0	0.1	1.5	4.1	
Tour 4	8	94	70	21	4	10	95	34	67	88	7	36	79	83	48	33	17	11	91	22	39	93	16	30	58	50	24	28	
Intervalle		0.2	0.2	0.6	0.1	0.1	0.4	0.1	0.1	2.1	0.8	0.2	0.1	0.5	0.5	0.1	0.2	0.4	0.6	0.4	0.2	0.1	4.0	0.1	1.7	3.8	13.1	1.1	
Tour 5	8	94	70	4	21	34	67	95	10	88	7	79	36	83	48	17	33	11	91	22	39	16	30	58	50				
Intervalle		0.0	0.2	0.6	0.2	0.7	0.9	0.1	0.4	1.0	0.0	0.8	0.4	0.1	0.6	0.2	0.2	0.3	0.1	0.3	0.1	4.4	0.1	1.9	3.5				
Tour 6	8	94	4	70	21	34	67	10	95	7	88	79	83	36	48	17	33	11	91	39	22	16	30	58	50				
Intervalle		0.4	0.1	0.0	0.4	0.7	1.2	0.2	0.1	1.0	0.3	0.4	1.6	0.1	0.1	0.1	0.2	0.2	0.2	0.1	0.1	4.3	0.1	2.1	3.0				
Tour 7	8	4	70	94	21	34	10	95	7	67	88	79	83	36	17	48	39	33	11	91	22	16	30	58	50				
Intervalle		0.3	0.1	0.4	0.1	0.3	2.0	0.3	0.5	0.1	0.4	0.1	2.3	0.4	0.2	0.1	0.1	0.3	0.3	0.1	0.1	3.0	0.1	2.3	2.3				
Tour 8	4	8	70	94	21	34	10	7	95	67	88	79	83	36	17	39	22	33	48	91	11	16	30	58	50				
Intervalle		0.1	0.1	0.4	0.2	0.1	2.4	0.5	0.1	0.2	0.6	0.1	3.0	0.5	0.9	0.7	0.2	0.2	0.2	0.0	0.1	1.1	0.1	2.8	1.5				
Tour 9	4	8	70	94	21	34	10	7	95	67	88	79	83	36	17	39	22	33	48	91	16	11	30	58	50				
Intervalle		0.1	0.1	0.4	0.2	0.1	2.6	0.1	0.6	0.1	0.4	0.1	3.7	0.1	0.8	0.4	0.2	0.5	0.3	0.6	0.0	0.0	0.1	3.1	0.9				
Tour 10	4	8	70	94	21	34	7	10	95	67	88	79	36	83	17	33	48	16	30	91	11	58	50						
Intervalle		0.0	0.3	0.3	0.2	0.1	2.8	0.1	0.6	0.2	0.8	0.0	4.1	0.1	0.5	1.1	0.4	0.1	0.6	0.6	0.2	2.0	0.1						
Tour 11	4	8	94	70	21	34	7	10	95	67	88	83	36	17	79	16	33	30	11	91	50	58	48						
Intervalle		0.0	0.4	0.1	0.2	0.1	2.6	0.1	0.8	0.2	2.2	4.0	0.1	0.6	0.7	0.4	0.3	0.1	1.4	0.0	1.1	0.2	16.2						
Tour 12	4	8	94	70	21	34	7	10	95	67	88	83	36	17	79	16	30	33	11	50	91	58	48						
Intervalle		0.1	0.1	0.1	0.4	0.1	2.6	0.1	1.1	0.1	2.8	4.3	0.1	0.1	0.1	0.2	0.3	0.4	1.6	0.3	0.1	0.5	17.8						
Tour 13	8	4	94	70	21	34	7	10	67	95	88	36	16	83	17	30	79	33	50	11	58	91	48						
Intervalle		0.0	0.2	0.1	0.2	0.0	2.5	0.1	1.7	0.1	2.8	4.8	0.7	0.1	0.0	0.1	0.1	0.3	0.6	0.7	0.4	0.8	18.6						
Tour 14	8	4	94	70	21	34	7	10	95	67	88	36	16	83	30	17	33	50	79	11	58	91	48						
Intervalle		0.1	0.4	0.1	0.2	0.6	1.8	0.1	2.5	0.2	2.6	4.7	0.3	0.6	0.1	0.5	0.1	0.2	0.4	0.3	0.4	2.4	17.7						






Rotax Max Evo

Préfinale (PF)

Pour information, sans valeur officielle

Tableau des tours

Tour 15	8	4	94	70	21	34	7	10	95	67	88	16	30	36	83	17	50	33	79	11	58	48
		0.0	0.3	0.1	0.2	0.2	2.0	0.1	3.1	0.4	2.5	5.2	0.4	0.2	0.2	0.1	0.0	0.1	0.1	0.6	0.1	21.2
Tour 16	4	8	94	70	21	34	7	10	95	67	88	16	30	83	50	36	17	58	79	11	33	48
		0.2	0.0	0.1	0.2	0.1	2.0	0.1	3.7	0.2	3.0	4.8	0.2	1.4	0.1	0.5	0.1	0.1	0.0	0.1	0.3	21.1
Tour 17	8	4	70	94	21	34	7	10	95	67	88	30	16	50	83	36	58	17	79	33	11	48
		0.7	0.2	0.0	0.3	0.1	0.9	0.1	4.7	0.0	2.9	5.0	0.2	1.4	0.5	0.1	0.1	0.1	0.0	0.2	0.3	21.0




Rotax Max Evo

Préfinale (PF)

Analyse des tours

Pour information, sans valeur officielle

Tours	Secteur 1	Secteur 2	Secteur 3	mps au tour	Tours	Secteur 1	Secteur 2	Secteur 3	mps au tour	Tours	Secteur 1	Secteur 2	Secteur 3	mps au tour
N°4 LANDAIS Thomas					15	15.859	22.618	18.962	57.439	12	15.922	22.633	18.985	57.540
1	20.346	23.174	19.378	1:02.898	16	15.825	22.601	19.004	57.430	13	15.890	22.673	18.962	57.525
2	16.152	23.179	19.227	58.558	17	15.904	22.709	18.962	57.575	14	15.906	22.563	19.030	57.499
3	16.046	22.693	19.019	57.758	N°8 EVRARD Paul					15	15.883	22.595	18.971	57.449
4	15.906	22.761	18.950	57.617	1				1:00.703	16	15.830	22.530	19.089	57.449
5	15.930	22.614	19.023	57.567	2				59.383	17	15.925	22.633	19.037	57.595
6	15.747	22.552	19.126	57.425	3				58.004	N°11 FAYET Antoine				
7	15.803	22.657	19.061	57.521	4				57.528	1	20.455	23.937	19.675	1:04.067
8	15.866	22.565	18.978	57.409	5				58.001	2	16.610	23.514	19.504	59.628
9	15.845	22.711	19.076	57.632	6				57.618	3	16.635	23.570	19.340	59.545
10	15.908	22.687	19.056	57.651	7				57.782	4	16.069	22.817	19.352	58.238
11	15.967	22.660	19.069	57.696	8				57.917	5	16.132	22.859	19.220	58.211
12	15.828	22.719	19.068	57.615	9				57.668	6	15.988	22.754	19.154	57.896
13	15.820	22.915	19.107	57.842	10				57.515	7	17.134	22.764	19.277	59.175
14	15.827	22.746	18.992	57.565	11				57.690	8	15.989	23.215	20.659	59.863
15	15.998	22.598	19.050	57.646	12				57.782	9	16.502	22.811	19.458	58.771
16	15.934	22.655	18.992	57.581	13				57.638	10	16.971	22.973	19.285	59.229
17	16.107	23.025	19.667	58.799	14				57.461	11	16.250	23.031	19.414	58.695
N°7 DROUET Thomas					15				57.729	12	15.906	22.873	19.221	58.000
1	24.062	23.807	19.277	1:07.146	16				57.881	13	16.059	23.180	19.204	58.443
2	16.105	22.827	19.194	58.126	17				57.822	14	16.176	22.769	19.071	58.016
3	16.091	22.730	18.936	57.757	N°10 BERTIN Renaud					15	16.076	22.772	19.128	57.976
4	16.044	22.639	19.141	57.824	1	17.728	23.651	19.602	1:00.981	16	16.271	22.794	19.428	58.493
5	15.762	22.675	19.001	57.438	2	17.184	23.263	19.240	59.687	17	16.529	23.318	19.285	59.132
6	15.881	22.711	18.966	57.558	3	16.268	23.359	19.073	58.700	N°16 SARRAZIN Arnaud				
7	15.875	22.694	19.135	57.704	4	16.080	22.842	19.074	57.996	1	32.077	23.577	19.422	1:15.076
8	15.857	22.585	18.960	57.402	5	16.216	23.266	20.516	59.998	2	16.076	22.928	19.169	58.173
9	15.840	22.618	19.021	57.479	6	15.892	22.587	19.048	57.527	3	15.996	22.817	19.094	57.907
10	15.952	22.703	19.044	57.699	7	15.821	23.087	19.060	57.968	4	15.875	22.771	19.045	57.691
11	15.879	22.672	18.970	57.521	8	15.936	22.794	19.058	57.788	5	15.920	22.773	19.017	57.710
12	15.853	22.720	18.959	57.532	9	15.914	22.804	19.114	57.832	6	15.942	22.744	18.998	57.684
13	15.890	22.669	18.963	57.522	10	16.254	22.713	19.009	57.976	7	15.881	22.754	19.012	57.647
14	15.881	22.665	18.962	57.508	11	15.914	22.608	19.009	57.531	8	15.876	22.771	18.992	57.639



Rotax Max Evo


Préfinale (PF)

Analyse des tours

Pour information, sans valeur officielle

Tours	Secteur 1	Secteur 2	Secteur 3	mps au tour	Tours	Secteur 1	Secteur 2	Secteur 3	mps au tour	Tours	Secteur 1	Secteur 2	Secteur 3	mps au tour
9	15.819	22.639	19.088	57.546	6	15.837	22.724	19.077	57.638	N°30 REVIRIAULT Emmanuel				
10	15.851	22.759	19.052	57.662	7	15.916	22.808	19.091	57.815	1	31.838	23.482	19.462	1:14.782
11	16.300	23.067	19.055	58.422	8	15.936	22.702	18.987	57.625	2	16.040	22.896	19.169	58.105
12	15.776	22.723	18.956	57.455	9	15.833	22.773	19.015	57.621	3	16.065	22.757	19.125	57.947
13	16.330	22.955	19.421	58.706	10	15.864	22.682	19.054	57.600	4	15.873	22.701	19.124	57.698
14	15.965	22.743	19.023	57.731	11	15.802	22.745	19.099	57.646	5	15.927	22.757	19.012	57.696
15	15.980	23.237	19.133	58.350	12	15.841	22.755	19.074	57.670	6	15.939	22.704	19.010	57.653
16	15.915	22.780	19.100	57.795	13	15.832	22.747	19.013	57.592	7	15.895	22.789	18.991	57.675
17	15.851	23.706	19.267	58.824	14	15.895	22.753	19.029	57.677	8	15.900	22.702	19.091	57.693
N°17 ROUXEL Jérémie					15	15.901	22.707	18.977	57.585	9	15.771	22.658	19.138	57.567
1	20.804	24.079	19.781	1:04.664	16	15.812	22.766	18.956	57.534	10	16.379	22.715	19.050	58.144
2	16.570	23.477	19.468	59.515	17	16.323	23.135	19.324	58.782	11	15.968	23.085	19.126	58.179
3	16.400	23.294	19.233	58.927	N°22 MENONI Gabriel					12	15.782	22.681	18.932	57.395
4	15.990	22.789	19.315	58.094	1	23.074	24.282	20.442	1:07.798	13	16.275	23.246	19.163	58.684
5	15.907	22.983	19.178	58.068	2	16.638	22.960	19.204	58.802	14	16.366	22.811	18.972	58.149
6	15.946	22.783	19.293	58.022	3	16.473	22.902	19.189	58.564	15	15.890	22.844	19.322	58.056
7	16.445	22.895	19.293	58.633	4	15.912	22.668	19.071	57.651	16	15.786	22.729	19.004	57.519
8	16.003	23.847	19.370	59.220	5	15.850	22.606	19.050	57.506	17	15.698	23.432	19.248	58.378
9	15.955	22.825	19.157	57.937	6	15.935	22.835	19.164	57.934	N°33 FAYET Sacha				
10	15.986	22.764	19.562	58.312	7	16.817	22.674	19.468	58.959	1	19.958	24.300	19.780	1:04.038
11	16.165	23.579	19.248	58.992	8	16.130	22.984	19.783	58.897	2	16.588	23.194	19.714	59.496
12	15.973	22.918	19.342	58.233	9	15.869	22.699	19.108	57.676	3	16.940	22.971	19.287	59.198
13	16.633	23.289	19.429	59.351	N°24 LEMEE Thomas					4	16.151	22.926	19.252	58.329
14	16.794	22.865	19.124	58.783	1	23.919	24.713	19.995	1:08.627	5	16.047	23.214	19.228	58.489
15	15.905	22.742	19.591	58.238	2	19.125	23.448	19.550	1:02.123	6	16.025	22.779	19.233	58.037
16	16.684	22.752	19.581	59.017	3	16.500	23.092	19.424	59.016	7	16.412	22.922	19.720	59.054
17	16.628	22.896	19.314	58.838	4	16.330	30.834	30.497	1:17.661	8	16.083	23.323	20.376	59.782
N°21 TESNIERE Charles					N°28 HERMOUET Julien					9	15.929	22.880	19.188	57.997
1	18.286	23.322	19.375	1:00.983	1	19.828	23.595	19.680	1:03.103	10	16.001	22.940	19.254	58.195
2	16.861	23.160	19.346	59.367	2	16.840	23.069	19.250	59.159	11	16.771	23.407	19.171	59.349
3	16.000	23.194	19.113	58.307	3	16.103	22.886	19.097	58.086	12	16.064	22.730	19.171	57.965
4	15.867	22.780	19.123	57.770	4	16.093	23.226	48.016	1:27.335	13	16.169	23.410	19.127	58.706
5	16.238	22.719	19.025	57.982						14	16.486	22.835	19.057	58.378






Rotax Max Evo

Préfinale (PF)

Analyse des tours

Pour information, sans valeur officielle

Tours	Secteur 1	Secteur 2	Secteur 3	mps au tour	Tours	Secteur 1	Secteur 2	Secteur 3	mps au tour	Tours	Secteur 1	Secteur 2	Secteur 3	mps au tour
15	16.429	22.726	19.086	58.241	12	16.109	23.275	19.337	58.721	17	16.137	23.121	19.409	58.667
16	16.109	22.845	20.610	59.564	13	16.118	23.040	19.316	58.474	N°50 DEPTUCH Joel				
17	16.377	22.918	19.144	58.439	14	16.052	22.943	19.193	58.188	1	38.668	23.452	19.321	1:21.441
N°34 BENES Éva					15	16.104	23.663	19.669	59.436	2	15.941	22.912	19.118	57.971
1	18.945	23.375	19.668	1:01.988	16	16.077	23.542	19.696	59.315	3	15.851	22.762	18.989	57.602
2	16.211	22.923	19.716	58.850	17	16.220	23.123	19.328	58.671	4	15.864	22.824	18.955	57.643
3	16.266	22.793	19.217	58.276	N°39 USANNA Anthony					5	15.833	22.752	18.908	57.493
4	16.060	22.696	19.157	57.913	1	24.131	24.505	20.174	1:08.810	6	15.837	22.642	18.902	57.381
5	15.976	22.812	19.126	57.914	2	16.129	23.003	19.482	58.614	7	15.707	22.617	18.924	57.248
6	15.840	22.717	19.075	57.632	3	16.657	22.987	19.145	58.789	8	15.730	22.615	18.886	57.231
7	15.798	22.584	18.986	57.368	4	16.215	22.729	19.072	58.016	9	15.763	22.708	18.857	57.328
8	15.818	22.579	19.027	57.424	5	15.836	22.612	18.991	57.439	10	15.720	22.626	18.952	57.298
9	15.898	22.644	19.083	57.625	6	15.942	22.532	19.166	57.640	11	15.843	22.717	19.031	57.591
10	15.904	22.622	19.108	57.634	7	16.186	22.672	19.221	58.079	12	15.666	22.600	18.875	57.141
11	15.851	22.676	19.139	57.666	8	16.228	23.218	20.212	59.658	13	15.855	22.769	18.782	57.406
12	15.837	22.752	19.021	57.610	9	15.865	22.708	19.068	57.641	14	16.243	22.902	18.800	57.945
13	15.885	22.661	19.002	57.548	N°48 BRUNERIE Vincent					15	16.048	22.700	19.151	57.899
14	16.394	22.743	19.071	58.208	1	20.465	24.237	19.761	1:04.463	16	16.051	22.966	19.303	58.320
15	15.750	22.577	18.900	57.227	2	16.422	23.253	19.490	59.165	17	16.164	23.170	19.144	58.478
16	15.794	22.628	19.035	57.457	3	16.432	22.943	19.336	58.711	N°58 MANGE Romain				
17	16.181	23.170	19.367	58.718	4	16.141	23.039	19.263	58.443	1	31.691	23.767	19.532	1:14.990
N°36 BOUCHY Morgane					5	15.914	22.940	19.283	58.137	2	16.319	23.137	19.304	58.760
1	19.587	23.916	19.599	1:03.102	6	15.883	22.998	19.295	58.176	3	16.030	22.898	19.146	58.074
2	16.545	23.567	19.402	59.514	7	16.405	23.157	19.362	58.924	4	15.977	22.856	19.124	57.957
3	16.185	22.899	19.393	58.477	8	16.171	23.824	20.569	1:00.564	5	15.955	22.811	19.072	57.838
4	16.029	23.031	19.313	58.373	9	15.917	22.919	19.239	58.075	6	15.956	22.776	19.090	57.822
5	16.388	22.994	19.127	58.509	10	15.944	22.982	19.366	58.292	7	15.978	22.805	19.164	57.947
6	16.175	23.440	19.237	58.852	11	16.593	23.428	38.139	1:18.160	8	16.020	22.938	19.164	58.122
7	16.373	22.851	19.472	58.696	12	16.391	23.255	19.502	59.148	9	16.003	22.791	19.124	57.918
8	16.148	23.060	19.336	58.544	13	16.170	23.863	19.529	59.562	10	15.994	22.755	19.269	58.018
9	15.985	22.862	19.161	58.008	14	16.227	23.031	19.426	58.684	11	16.272	22.756	19.046	58.074
10	16.157	22.995	19.337	58.489	15	16.076	23.199	19.472	58.747	12	15.824	22.747	18.966	57.537
11	16.725	23.004	19.316	59.045	16	16.061	23.100	19.447	58.608	13	15.946	22.882	19.089	57.917



Rotax Max Evo

Préfinale (PF)

Analyse des tours

Pour information, sans valeur officielle

Tours	Secteur 1	Secteur 2	Secteur 3	mps au tour	Tours	Secteur 1	Secteur 2	Secteur 3	mps au tour	Tours	Secteur 1	Secteur 2	Secteur 3	mps au tour
14	15.998	22.796	19.171	57.965	11	15.938	22.911	19.084	57.933	8	16.186	22.944	19.340	58.470
15	15.894	22.770	19.081	57.745	12	15.840	22.750	18.957	57.547	9	16.159	23.016	19.232	58.407
16	15.924	22.714	19.396	58.034	13	15.829	22.774	19.118	57.721	10	16.614	22.878	19.309	58.801
17	16.293	22.915	19.354	58.562	14	15.847	22.772	19.110	57.729	11	16.424	23.061	19.273	58.758
N°67 FRANZONI Marco					15	15.845	22.699	19.008	57.552	12	16.115	23.292	19.270	58.677
1	19.596	23.400	19.327	1:02.323	16	15.840	22.746	18.987	57.573	13	16.843	23.025	19.726	59.594
2	16.207	23.444	19.350	59.001	17	16.184	23.197	19.226	58.607	14	16.157	22.893	19.169	58.219
3	16.104	22.831	19.226	58.161	N°79 FALCHERO Julien					15	16.295	22.771	19.629	58.695
4	16.020	22.759	19.094	57.873	1	21.946	23.922	19.547	1:05.415	16	16.055	23.016	19.392	58.463
5	15.984	22.942	19.753	58.679	2	16.322	23.577	19.287	59.186	17	16.172	23.466	19.468	59.106
6	15.944	22.800	19.155	57.899	3	16.494	22.883	19.132	58.509	N°88 VANHOET Luca				
7	15.871	24.007	19.316	59.194	4	16.396	22.725	19.245	58.366	1	19.821	23.741	19.693	1:03.255
8	15.992	22.652	19.029	57.673	5	16.153	22.760	18.997	57.910	2	16.160	23.296	19.691	59.147
9	15.881	22.816	19.247	57.944	6	15.917	22.645	18.987	57.549	3	16.097	22.848	19.145	58.090
10	16.048	22.642	19.169	57.859	7	15.901	22.633	19.091	57.625	4	15.992	23.262	19.321	58.575
11	15.836	22.714	19.176	57.726	8	16.023	22.844	18.957	57.824	5	16.151	22.905	19.166	58.222
12	15.928	22.696	19.094	57.718	9	15.945	22.734	18.985	57.664	6	16.179	22.727	19.108	58.014
13	16.207	22.710	19.120	58.037	10	16.465	22.751	19.082	58.298	7	15.929	22.818	19.139	57.886
14	16.207	22.770	19.637	58.614	11	22.581	22.909	19.048	1:04.538	8	16.033	22.742	19.076	57.851
15	16.197	22.816	19.234	58.247	12	15.896	22.720	18.988	57.604	9	15.897	22.735	19.085	57.717
16	15.879	22.640	19.227	57.746	13	16.980	23.521	19.001	59.502	10	16.386	22.836	19.113	58.335
17	16.144	22.929	19.412	58.485	14	17.129	23.313	18.953	59.395	11	16.899	22.940	19.233	59.072
N°70 BAVEREL Paul					15	15.969	22.726	18.997	57.692	12	16.154	23.002	19.166	58.322
1	18.395	23.300	19.356	1:01.051	16	16.541	22.688	19.678	58.907	13	15.968	22.943	19.245	58.156
2	16.529	23.248	19.306	59.083	17	16.626	22.947	19.109	58.682	14	16.048	22.992	19.281	58.321
3	16.174	22.948	19.080	58.202	N°83 TENEKETZIAN William					15	16.037	22.977	19.147	58.161
4	15.954	22.795	19.069	57.818	1	20.693	24.070	19.627	1:04.390	16	16.035	22.934	19.254	58.223
5	15.948	22.752	19.036	57.736	2	16.300	23.289	19.565	59.154	17	16.159	22.904	19.347	58.410
6	15.937	22.841	19.316	58.094	3	16.236	22.938	19.277	58.451	N°91 ROUSSET Louis				
7	15.985	22.647	18.998	57.630	4	16.415	22.895	19.297	58.607	1	25.131	23.502	19.587	1:08.220
8	15.817	22.675	19.036	57.528	5	16.091	22.775	19.153	58.019	2	16.333	22.853	19.220	58.406
9	15.913	22.755	19.016	57.684	6	16.047	23.188	19.272	58.507	3	16.506	22.948	19.095	58.549
10	15.956	22.701	19.025	57.682	7	16.247	22.916	19.218	58.381	4	15.943	22.664	19.054	57.661



Rotax Max Evo

Préfinale (PF)

Analyse des tours

Pour information, sans valeur officielle

Tours	Secteur 1	Secteur 2	Secteur 3	mps au tour
5	15.880	22.700	19.078	57.658
6	16.030	22.729	19.211	57.970
7	16.696	22.611	19.788	59.095
8	16.178	23.018	20.431	59.627
9	16.429	22.830	19.442	58.701
10	16.943	22.836	19.359	59.138
11	16.362	23.092	19.559	59.013
12	16.348	22.785	19.306	58.439
13	16.377	23.310	19.542	59.229
14	16.481	23.415	19.697	59.593

N°93 WILLIAMSON Andrew


1	19.563	23.526	19.630	1:02.719
2	16.468	23.098	19.444	59.010
3	16.131	22.906	19.161	58.198
4	16.223	23.264	23.995	1:03.482

N°94 RENAUDIN Adrien

1	19.103	23.233	19.255	1:01.591
2	16.220	23.267	19.160	58.647
3	15.848	22.822	19.134	57.804
4	15.920	22.776	19.026	57.722
5	16.032	22.707	19.056	57.795
6	16.005	22.911	19.176	58.092
7	16.406	22.815	19.090	58.311
8	15.906	22.638	19.030	57.574
9	15.854	22.704	19.042	57.600
10	15.879	22.723	18.992	57.594
11	15.855	22.635	18.971	57.461
12	15.768	22.762	19.000	57.530
13	15.835	22.838	19.079	57.752
14	15.827	22.803	19.079	57.709
15	15.864	22.695	18.996	57.555
16	15.851	22.731	19.002	57.584
17	16.485	23.177	19.189	58.851

N°95 SPIRLI Julien

1	18.675	23.430	19.662	1:01.767
2	16.194	22.940	19.595	58.729
3	16.024	23.137	19.237	58.398
4	16.035	22.753	19.153	57.941
5	15.888	22.953	20.321	59.162
6	16.036	22.786	19.255	58.077
7	15.970	23.081	19.123	58.174
8	15.981	22.761	19.338	58.080
9	16.001	22.797	19.194	57.992
10	16.026	22.723	19.087	57.836
11	15.870	22.686	19.132	57.688
12	15.965	22.757	19.115	57.837
13	16.175	22.928	19.181	58.284
14	15.969	22.969	19.280	58.218
15	16.012	22.844	19.190	58.046
16	15.972	22.771	19.266	58.009
17	16.195	22.983	19.456	58.634



Rotax Max Evo

Préfinale (PF)

Document 14

Grille de départ

Sous réserve du contrôle technique ou d'incidents d'ordre sportif

11	FAYET Antoine KOSMIC / ROTAX / MOJO	15	36	BOUCHY Morgane PRAGA / ROTAX / MOJO
22	MENONI Gabriel SODI / ROTAX / MOJO	14	48	BRUNERIE Vincent TONY KART / ROTAX / MOJO
17	ROUXEL Jérémie CRG BY KCM / ROTAX / MOJO	13	33	FAYET Sacha KOSMIC / ROTAX / MOJO
27	MELET Matthieu TONY KART / ROTAX / MOJO	12	93	WILLIAMSON Andrew FA KART / ROTAX / MOJO
83	TENEKETZIAN William KOSMIC / ROTAX / MOJO	11	28	HERMOUET Julien TONY KART / ROTAX / MOJO
58	MANGE Romain TONY KART / ROTAX / MOJO	10	91	ROUSSET Louis SODI / ROTAX / MOJO
95	SPIRLI Julien TONY KART / ROTAX / MOJO	9	88	VANHOET Luca LENZOKART / ROTAX / MOJO
67	FRANZONI Marco TONY KART / ROTAX / MOJO	8	34	BENES Éva SODI / ROTAX / MOJO
30	REVIRIAULT Emmanuel CRG BY KCM / ROTAX / MOJO	7	21	TESNIERE Charles SODI / ROTAX / MOJO
24	LEMEE Thomas KOSMIC / ROTAX / MOJO	6	39	USANNA Anthony TONY KART / ROTAX / MOJO
94	RENAUDIN Adrien SODI / ROTAX / MOJO	5	8	EVARD Paul KOSMIC / ROTAX / MOJO
7	DROUET Thomas FA KART / ROTAX / MOJO	4	4	LANDAIS Thomas TONY KART / ROTAX / MOJO
16	SARRAZIN Arnaud SODI / ROTAX / MOJO	3	70	BAVEREL Paul TONY KART / ROTAX / MOJO
79	FALCHERO Julien KOSMIC / ROTAX / MOJO	2	50	DEPTUCH Joel KOSMIC / ROTAX / MOJO
		1	10	BERTIN Renaud FORMULA K / ROTAX / MOJO

POLE POSITION



Départ : 20/09 - 11:10 17 Tours = 25,075 Km

Varenes Sur Allier (FRA) 18-21/09/2015

Page 1 / 1

3MK Events

Apex Timing 

