

Nationale

Préfinale (PF)

Document 35.1 OFFICIEL

Résultats

Sous réserve du contrôle technique ou d'incidents d'ordre sportif

Clt	N°	Pilote	Concurrent	Equipement	Tours	Ecart	Interv.	Meilleur tour
1	▲1	49	VENTURI Florian	Dss	FA KART / ROTAX / MOJO	17		58.589
2	▲5	5	ETEKI Adam	Sg Drivers	TONY KART / ROTAX / MOJO	17	0.130	58.657
3	▲1	17	PERCEVAL Antoine	Sg Driver's	TONY KART / ROTAX / MOJO	17	0.595	58.645
4	▼1	60	MISSIMILLY Jacques	Rm Concept	FA KART / ROTAX / MOJO	17	0.945	58.785
5	=	42	BOLLIER Jules	Ludo Racing	SODI / ROTAX / MOJO	17	1.014	58.569
6	▲2	44	ANG Alvis	Malevaut	TONY KART / ROTAX / MOJO	17	1.535	58.728
7	▼6	66	COURSIMAUULT Enzo	Pks	KOSMIC / ROTAX / MOJO	17	1.639	58.779
8	▲13	75	GUIGNET Jean Philippe	Trèfle Racing R	TONY KART / ROTAX / MOJO	17	5.797	58.733
9	▲16	24	ARNAUD Hugo	LVR	SODI / ROTAX / MOJO	17	6.020	58.788
10	▲6	26	CAPPELLO Christopher	Team Foti Junior	TONY KART / ROTAX / MOJO	17	6.286	58.580
11	▲6	48	SABIN Maxime	Cedric Sport	TONY KART / ROTAX / MOJO	17	6.443	58.511
12	=	11	MARSEROU Vincent	Rk Competition	TONY KART / ROTAX / MOJO	17	6.721	58.880
13	▲18	76	HEDOUIN Nathan	Tk1	SODI / ROTAX / MOJO	17	7.072	58.820
14	▼5	71	NOMBLLOT Jean	Kart Pro Racing	SODI / ROTAX / MOJO	17	13.753	59.167
15	▲13	37	HAMIDAT-SODEZ Royane	Sodez	TONY KART / ROTAX / MOJO	17	13.845	58.990
16	▼3	91	JEAN Pierre-Alexandre	Action Karting	OK1 / ROTAX / MOJO	17	15.444	58.850
17	▲7	61	MALIZIA Arnaud	Trèfle Racing	TONY KART / ROTAX / MOJO	17	15.637	58.545
18	▲11	99	CAOUCETTE Jakeson	Sonic	KOSMIC / ROTAX / MOJO	17	15.774	59.118
19	▲8	52	TARTARIN Lucas	Motors	TONY KART / ROTAX / MOJO	17	16.026	59.314
20	=	85	GASSIN Bastien	Kartin Pro	TONY KART / ROTAX / MOJO	17	20.123	59.127
21	▼6	31	CARBONNEL Arthur	Universal Drivers	BIREL / ROTAX / MOJO	17	21.093	59.150
22	▲13	96	FOURMY Nathan	Kart In Pro Competition	TONY KART / ROTAX / MOJO	17	21.270	59.090
23	▲10	45	VALICHON Lydie	Rm Concept	FA KART / ROTAX / MOJO	17	21.746	59.580
24	▲2	40	ARRAULT Colin	Lb Motorsport	KOSMIC / ROTAX / MOJO	17	21.880	59.542
25	▲11	80	MINGHELLI Adrien	Nicolas Gonzales	TONY KART / ROTAX / MOJO	17	22.126	59.086
26	▲4	86	RASMUSSEN Oliver	Trt	BIREL / ROTAX / MOJO	17	22.881	59.003
27	▲7	90	MATT Cyril	Nca Karting	TONY KART / ROTAX / MOJO	17	25.156	59.400
28	▼22	95	BRION Lucas	Pole Karting Service	SODI / ROTAX / MOJO	17	32.155	59.215
29	▼11	30	CHELI Etienne	Rk Competition	TONY KART / ROTAX / MOJO	9	8 Tours	59.927
30	▼20	1	VALENTE Enzo	Kart PRO Racing	SODI / ROTAX / MOJO	8	9 Tours	59.570
31	▼20	10	POTAIN Jeremy	Motors	TONY KART / ROTAX / MOJO	3	14 Tours	1:00.273
32	▼18	78	BONNET Mathys	Motor's	TONY KART / ROTAX / MOJO	3	14 Tours	1:03.374
33	▼11	79	BEAUMANN David	Ideal Kart	KOSMIC / ROTAX / MOJO	1	16 Tours	1:44.252
34	▼15	9	BOUVIER Yann	Karting Royan Service/oks	CRG BY KCM / ROTAX / MOJO	0	17 Tours	1 Tour
35	▼12	59	VILLE Nicolas	Motor's	TONY KART / ROTAX / MOJO	0	17 Tours	
36	▼4	83	ROCH Hugo	Sonic	KOSMIC / ROTAX / MOJO	0	17 Tours	0.000

Tête de course : N°66 COURSIMAUULT Enzo (1-1) / N°60 MISSIMILLY Jacques (2-2) / N°5 ETEKI Adam (3-9) / N°49 VENTURI Florian (10-13) / N°5 ETEKI Adam (14-16) / N°49 VENTURI Florian (17-17)

Départ : 20/09 - 09:57:38

Meilleur tour : N°48 SABIN Maxime 58.511 90,75 Km/h

Météo : Nuageux Air : 10°C Piste : Sèche

Record de l'épreuve : N°95 BRION Lucas 58.250 91,15 Km/h


Varenes Sur Allier (FRA) 18-21/09/2015

Page 1 / 1

3MK Events

Apex Timing 





Nationale


Préfinale (PF)

Tableau des tours

Pour information, sans valeur officielle

	1	2	3	4	5	6	7	8	9	10	11	12	13	14	15	16	17	18	19	20	21	22	23	24	25	26	27	28	29	30	31	32	33	34	35	36
Grille	66	49	60	17	42	95	5	44	71	1	10	11	91	78	31	26	48	30	9	85	75	79	59	61	24	40	52	37	99	86	76	83	45	90	96	80
Départ	66	49	60	17	42	95	5	44	71	1	10	11	91	78	31	26	48	30	9	75	85	24	79	61	52	40	37	99	76	86	45	96	80	90		
Tour 1	66	60	49	5	17	42	44	11	75	71	1	78	24	40	86	76	99	26	96	52	45	90	80	48	37	61	30	31	91	10	85	95	79			
Intervalle		0.1	0.1	0.7	0.5	0.1	1.5	0.3	0.3	0.1	0.0	0.0	0.0	0.1	0.0	0.3	0.1	0.1	0.1	0.3	0.4	0.0	0.1	0.1	0.3	0.9	0.0	0.2	0.1	1.5	0.6	3.3	29.8			
Tour 2	66	60	49	5	17	42	44	11	75	1	24	86	26	71	76	99	96	40	52	78	45	48	90	37	91	30	31	61	10	80	85	95				
Intervalle		0.1	0.1	0.1	0.1	0.4	2.0	0.2	0.1	0.8	0.1	0.4	0.5	0.1	0.1	0.3	0.6	0.0	0.1	0.2	0.1	0.1	0.2	1.0	0.1	0.2	0.1	0.1	0.1	0.2	0.2	16.9				
Tour 3	5	66	49	17	60	42	44	75	11	1	24	26	86	76	71	99	40	48	90	45	52	91	37	31	61	30	10	96	85	80	95	78				
Intervalle		0.1	0.1	0.0	0.1	0.1	1.8	0.1	0.2	0.7	0.0	0.1	0.5	0.1	0.5	0.2	0.9	1.6	0.6	0.2	0.3	0.3	0.1	0.1	1.2	0.0	0.0	0.0	0.1	0.2	15.1	24.2				
Tour 4	5	49	17	66	42	60	44	11	75	24	1	26	76	86	71	99	40	48	90	45	52	91	37	31	61	30	85	96	80	95						
Intervalle		0.3	0.0	0.5	0.1	0.2	1.1	0.9	0.1	0.3	0.1	0.1	0.1	0.2	0.8	0.3	0.8	0.9	0.9	0.5	0.1	0.3	0.1	0.2	1.6	1.5	0.1	0.5	0.6	12.5						
Tour 5	5	49	17	42	66	60	44	75	24	11	76	1	86	26	71	99	40	48	90	52	37	91	45	31	61	85	96	30	80	95						
Intervalle		0.1	0.1	0.5	0.1	0.1	1.2	1.7	0.2	0.0	0.4	0.1	0.1	0.1	0.1	0.4	1.0	0.3	1.8	0.3	0.6	0.1	0.2	0.1	1.2	1.7	0.6	0.1	0.3	12.7						
Tour 6	5	49	17	42	60	66	44	75	24	11	26	1	48	71	76	99	40	90	52	37	91	45	31	61	85	96	86	30	80	95						
Intervalle		0.2	0.0	0.8	0.2	0.4	1.0	1.9	0.1	0.3	1.3	0.7	0.1	0.0	0.2	0.1	0.2	1.8	0.1	0.5	0.8	0.0	1.7	0.3	0.7	0.6	0.2	0.2	0.1	12.7						
Tour 7	5	49	17	42	60	66	44	75	24	11	26	48	76	1	71	99	37	52	90	91	40	45	31	61	85	96	86	30	80	95						
Intervalle		0.1	0.1	0.7	0.1	0.7	0.7	2.0	0.1	0.6	0.9	1.0	1.3	0.7	0.1	0.9	0.1	0.3	0.1	0.9	0.4	0.1	1.2	0.1	0.4	0.9	0.8	0.0	0.1	12.5						
Tour 8	5	49	17	42	60	66	44	24	75	11	26	48	76	71	37	99	52	90	91	40	45	61	31	85	96	86	80	95	30							
Intervalle		0.1	0.1	0.7	0.2	1.0	0.5	2.3	0.1	0.7	0.2	1.1	1.3	1.1	0.2	1.1	0.2	0.1	0.2	0.8	1.2	0.1	0.1	0.2	0.4	0.7	1.2	0.1	12.6	50.8						
Tour 9	5	49	17	42	60	66	44	24	75	26	11	48	76	71	37	99	52	91	40	61	45	85	96	86	80	31	90	95	30							
Intervalle		0.1	0.1	0.6	0.2	1.6	0.1	2.4	0.1	0.5	0.2	0.7	1.7	2.2	0.3	0.4	0.7	1.0	1.2	0.0	0.2	0.8	0.3	1.0	0.2	0.2	3.3	9.1	51.7							
Tour 10	49	5	17	42	60	44	66	24	75	26	11	48	76	71	37	99	52	91	61	40	45	85	96	86	80	31	90	95								
Intervalle		0.0	0.1	0.1	0.3	2.1	0.1	2.2	0.1	0.0	0.7	0.1	2.1	2.5	0.1	0.6	0.9	1.0	1.3	0.1	0.3	0.5	0.3	1.0	0.1	0.5	3.7	8.5								
Tour 11	49	17	5	42	60	44	66	24	26	75	48	11	76	37	71	99	52	91	61	45	85	40	96	31	86	80	90	95								
Intervalle		0.3	0.0	0.1	0.2	2.0	0.0	2.3	0.1	0.2	0.2	0.3	2.0	2.9	0.2	0.8	0.6	1.1	0.8	1.2	0.0	0.1	0.0	2.0	0.1	0.1	3.7	8.3								
Tour 12	49	17	5	42	60	44	66	26	24	75	48	11	76	37	71	99	52	91	61	85	96	45	40	31	86	80	90	95								
Intervalle		0.0	0.1	0.1	0.2	2.0	0.1	2.4	0.1	0.1	0.1	0.5	2.3	3.2	0.1	1.2	0.5	0.7	0.5	2.4	0.1	0.4	0.2	0.9	0.5	0.3	3.4	8.3								
Tour 13	49	5	17	42	60	44	66	24	75	26	48	11	76	37	71	99	52	91	61	85	96	45	31	40	80	86	90	95								
Intervalle		0.0	0.1	0.1	0.1	1.7	0.1	2.4	0.1	0.1	0.2	0.5	2.2	3.5	0.1	1.5	0.2	0.3	0.1	3.9	0.1	0.3	0.4	0.1	0.5	1.8	1.8	8.3								
Tour 14	5	49	17	42	60	44	66	24	75	26	48	11	76	37	71	99	52	91	61	85	96	31	45	40	80	86	90	95								
Intervalle		0.1	0.0	0.1	0.1	1.5	0.1	2.6	0.1	0.0	0.8	0.1	2.1	3.7	0.1	1.9	0.3	0.1	0.1	4.2	0.5	0.0	0.1	0.1	0.0	2.4	2.0	7.6								





Nationale

Préfinale (PF)

Analyse des tours

Pour information, sans valeur officielle

Tours Secteur 1 Secteur 2 Secteur 3 mps au tour

N°1 VALENTE Enzo

1	18.939	25.126	21.416	1:05.481
2	17.151	23.672	19.762	1:00.585
3	16.845	23.549	19.692	1:00.086
4	16.204	24.126	19.735	1:00.065
5	16.363	23.885	20.148	1:00.396
6	16.898	24.039	20.380	1:01.317
7	17.874	23.467	19.892	1:01.233
8	16.618	23.276	19.676	59.570

N°5 ETEKI Adam

1	18.544	24.059	19.972	1:02.575
2	16.321	23.415	19.897	59.633
3	16.851	23.560	19.917	1:00.328
4	16.448	23.561	19.794	59.803
5	16.299	23.342	19.668	59.309
6	16.275	23.218	19.589	59.082
7	16.291	23.139	19.536	58.966
8	16.250	23.056	19.563	58.869
9	16.343	23.169	19.476	58.988
10	16.671	23.258	19.516	59.445
11	16.776	23.157	19.369	59.302
12	16.305	23.072	19.435	58.812
13	16.239	23.112	19.727	59.078
14	16.192	23.077	19.624	58.893
15	16.148	23.006	19.503	58.657
16	16.165	23.008	19.622	58.795
17	16.762	23.553	20.382	1:00.697

N°10 POTAIN Jeremy

1	27.146	24.075	19.851	1:11.072
2	16.460	23.326	20.487	1:00.273
3	17.232	24.109	20.981	1:02.322

Tours Secteur 1 Secteur 2 Secteur 3 mps au tour

N°11 MARSEROU Vincent

1	19.267	24.883	20.730	1:04.880
2	16.803	23.590	19.691	1:00.084
3	16.926	23.494	19.869	1:00.289
4	16.701	23.793	19.794	1:00.288
5	16.381	24.131	19.904	1:00.416
6	16.793	23.388	19.576	59.757
7	16.398	23.334	19.638	59.370
8	16.367	23.315	19.700	59.382
9	16.304	23.416	19.606	59.326
10	16.289	23.192	19.615	59.096
11	16.566	23.162	19.387	59.115
12	16.304	23.024	19.552	58.880
13	16.205	23.194	19.638	59.037
14	16.314	23.163	19.669	59.146
15	16.334	23.122	19.616	59.072
16	16.312	23.135	19.654	59.101
17	16.811	23.352	20.188	1:00.351

N°17 PERCEVAL Antoine

1	18.951	23.945	20.384	1:03.280
2	16.364	23.293	19.641	59.298
3	17.036	23.555	19.974	1:00.565
4	16.527	23.592	19.677	59.796
5	16.290	23.340	19.608	59.238
6	16.256	23.227	19.541	59.024
7	16.302	23.119	19.595	59.016
8	16.187	23.138	19.549	58.874
9	16.324	23.152	19.440	58.916
10	16.504	23.286	19.499	59.289
11	16.512	23.089	19.521	59.122
12	16.097	23.114	19.540	58.751
13	16.169	23.174	20.011	59.354
14	16.181	23.067	19.781	59.029

Tours Secteur 1 Secteur 2 Secteur 3 mps au tour


15	16.162	22.974	19.509	58.645
16	16.652	23.695	19.494	59.841
17	16.752	23.553	19.541	59.846

N°24 ARNAUD Hugo

1	18.584	24.856	21.379	1:04.819
2	17.102	23.714	19.763	1:00.579
3	16.592	23.762	19.653	1:00.007
4	16.540	23.518	19.771	59.829
5	16.329	23.300	20.350	59.979
6	16.478	23.340	19.598	59.416
7	16.305	23.220	19.597	59.122
8	16.346	23.158	19.647	59.151
9	16.247	23.313	19.675	59.235
10	16.183	23.295	19.616	59.094
11	16.099	23.290	19.658	59.047
12	16.477	23.007	19.473	58.957
13	16.210	23.014	19.564	58.788
14	16.215	23.109	19.723	59.047
15	16.587	23.707	19.444	59.738
16	16.235	23.281	19.749	59.265
17	16.667	23.517	19.905	1:00.089

N°26 CAPPELLO Christopher

1	21.700	24.188	20.328	1:06.216
2	17.077	24.010	19.601	1:00.688
3	16.360	23.269	19.556	59.185
4	16.279	23.541	20.187	1:00.007
5	16.345	23.776	20.385	1:00.506
6	16.821	23.605	19.793	1:00.219
7	16.243	23.221	19.506	58.970
8	16.156	23.039	19.488	58.683
9	16.254	23.163	19.472	58.889
10	16.077	23.017	19.486	58.580
11	16.471	23.053	19.499	59.023




Nationale

Préfinale (PF)

Analyse des tours

Pour information, sans valeur officielle

Tours	Secteur 1	Secteur 2	Secteur 3	mps au tour	Tours	Secteur 1	Secteur 2	Secteur 3	mps au tour	Tours	Secteur 1	Secteur 2	Secteur 3	mps au tour
12	16.191	23.062	19.439	58.692	17	17.022	23.477	19.736	1:00.235	14	16.506	23.574	19.806	59.886
13	16.144	23.092	19.988	59.224	N°37 HAMIDAT-SOZEZ Royane					15	16.678	23.831	19.633	1:00.142
14	16.212	23.120	19.659	58.991	1	22.310	24.327	20.190	1:06.827	16	16.451	23.356	19.735	59.542
15	16.214	23.402	19.547	59.163	2	17.312	24.692	20.409	1:02.413	17	16.700	23.588	19.817	1:00.105
16	16.945	23.004	19.685	59.634	3	17.013	24.267	20.318	1:01.598	N°42 BOLLIER Jules				
17	16.798	23.562	19.925	1:00.285	4	16.486	23.537	19.728	59.751	1	18.476	24.131	20.727	1:03.334
N°30 CHELI Etienne					5	16.498	23.662	19.620	59.780	2	16.467	23.428	19.754	59.649
1	24.076	24.592	20.164	1:08.832	6	16.515	23.340	19.612	59.467	3	16.926	23.462	19.961	1:00.349
2	16.873	23.983	20.912	1:01.768	7	16.251	23.294	19.637	59.182	4	16.837	23.633	19.658	1:00.128
3	17.057	24.436	21.179	1:02.672	8	16.488	23.476	19.572	59.536	5	16.382	23.291	19.548	59.221
4	16.873	24.511	20.291	1:01.675	9	16.186	23.272	19.532	58.990	6	16.337	23.291	19.652	59.280
5	16.736	23.995	20.041	1:00.772	10	16.263	23.236	19.577	59.076	7	16.285	23.110	19.537	58.932
6	16.701	23.598	19.774	1:00.073	11	16.264	23.271	19.640	59.175	8	16.239	23.097	19.505	58.841
7	16.368	23.566	19.993	59.927	12	16.347	23.369	19.677	59.393	9	16.257	23.058	19.538	58.853
8	1:18.338	24.865	20.069	2:03.272	13	16.275	23.293	19.675	59.243	10	16.278	22.998	19.458	58.734
9	16.310	23.579	20.612	1:00.501	14	16.337	23.309	19.677	59.323	11	16.760	23.018	19.435	59.213
N°31 CARBONNEL Arthur					15	16.376	23.315	19.675	59.366	12	16.351	23.005	19.496	58.852
1	24.495	24.446	20.241	1:09.182	16	16.248	23.376	19.678	59.302	13	16.244	23.051	19.871	59.166
2	16.791	23.983	20.887	1:01.661	17	16.786	23.758	20.510	1:01.054	14	16.257	22.986	19.847	59.090
3	16.761	24.464	20.032	1:01.257	N°40 ARRAULT Colin					15	16.208	22.958	19.403	58.569
4	16.558	23.535	19.701	59.794	1	20.104	24.109	20.439	1:04.652	16	16.455	23.978	19.579	1:00.012
5	16.465	23.955	19.655	1:00.075	2	17.966	24.656	20.154	1:02.776	17	17.421	23.078	19.495	59.994
6	16.425	25.377	19.838	1:01.640	3	16.717	23.685	19.826	1:00.228	N°44 ANG Alvis				
7	16.488	23.677	19.662	59.827	4	16.440	23.704	19.816	59.960	1	19.207	25.031	20.482	1:04.720
8	16.622	23.433	19.575	59.630	5	16.401	23.612	19.833	59.846	2	16.633	23.644	19.887	1:00.164
9	16.525	23.669	22.068	1:02.262	6	16.414	23.676	20.055	1:00.145	3	16.752	23.576	19.898	1:00.226
10	16.553	23.314	19.688	59.555	7	17.267	23.478	22.790	1:03.535	4	16.432	23.491	19.737	59.660
11	16.313	23.433	19.560	59.306	8	16.978	23.680	19.843	1:00.501	5	16.386	23.312	19.694	59.392
12	16.335	23.386	19.662	59.383	9	16.370	23.530	19.808	59.708	6	16.475	23.222	19.657	59.354
13	16.319	23.249	19.582	59.150	10	16.250	23.750	19.684	59.684	7	16.258	23.162	19.593	59.013
14	16.407	23.600	19.685	59.692	11	16.474	23.571	20.153	1:00.198	8	16.220	23.111	19.621	58.952
15	16.625	23.624	19.635	59.884	12	16.645	23.884	19.990	1:00.519	9	16.334	23.145	19.661	59.140
16	16.452	23.276	19.538	59.266	13	16.373	23.596	20.339	1:00.308	10	16.356	23.184	19.598	59.138




Nationale

Préfinale (PF)

Analyse des tours

Pour information, sans valeur officielle

Tours	Secteur 1	Secteur 2	Secteur 3	mps au tour	Tours	Secteur 1	Secteur 2	Secteur 3	mps au tour	Tours	Secteur 1	Secteur 2	Secteur 3	mps au tour
11	16.413	23.019	19.589	59.021	8	16.248	23.111	19.458	58.817	5	16.546	23.454	19.726	59.726
12	16.153	23.090	19.508	58.751	9	16.199	23.039	19.461	58.699	6	16.316	23.453	19.791	59.560
13	16.211	23.075	19.559	58.845	10	16.160	22.983	19.368	58.511	7	16.533	23.598	19.922	1:00.053
14	16.264	23.011	19.596	58.871	11	16.292	23.013	19.357	58.662	8	16.375	23.532	19.712	59.619
15	16.224	23.087	19.520	58.831	12	16.254	22.940	19.409	58.603	9	16.299	23.695	19.790	59.784
16	16.083	23.132	19.513	58.728	13	16.127	22.984	19.954	59.065	10	16.362	23.382	19.704	59.448
17	17.011	23.196	19.610	59.817	14	16.434	22.922	20.249	59.605	11	16.355	23.354	19.607	59.316
N°45 VALICHON Lydie					15	16.247	23.013	19.416	58.676	12	16.390	23.349	19.775	59.514
1	20.486	24.483	20.305	1:05.274	16	16.411	23.087	19.898	59.396	13	16.333	23.329	19.652	59.314
2	17.262	24.160	20.122	1:01.544	17	16.792	23.514	19.979	1:00.285	14	16.744	23.543	19.582	59.869
3	17.403	24.470	20.411	1:02.284	N°49 VENTURI Florian					15	17.305	23.393	19.710	1:00.408
4	16.403	23.714	19.821	59.938	1	18.332	23.772	20.010	1:02.114	16	16.353	23.345	19.745	59.443
5	16.904	24.222	19.704	1:00.830	2	16.728	23.549	19.962	1:00.239	17	16.381	23.494	19.692	59.567
6	16.651	23.688	19.689	1:00.028	3	17.152	23.655	20.002	1:00.809	N°60 MISSIMILLY Jacques				
7	16.710	23.476	20.148	1:00.334	4	16.339	23.762	19.679	59.780	1	18.106	23.805	20.028	1:01.939
8	16.615	23.920	19.911	1:00.446	5	16.248	23.314	19.617	59.179	2	16.729	23.571	19.976	1:00.276
9	16.482	23.762	19.660	59.904	6	16.276	23.233	19.593	59.102	3	17.673	23.549	19.897	1:01.119
10	16.433	23.621	19.593	59.647	7	16.220	23.160	19.573	58.953	4	17.142	23.731	19.684	1:00.557
11	16.352	23.465	19.825	59.642	8	16.190	23.122	19.548	58.860	5	16.317	23.328	19.616	59.261
12	16.589	24.281	19.700	1:00.570	9	16.277	23.153	19.520	58.950	6	16.435	23.183	19.572	59.190
13	16.419	23.544	19.941	59.904	10	16.365	23.174	19.674	59.213	7	16.292	23.069	19.534	58.895
14	16.613	23.886	19.807	1:00.306	11	16.181	23.195	19.634	59.010	8	16.329	23.086	19.505	58.920
15	16.704	23.670	19.718	1:00.092	12	16.288	23.089	19.611	58.988	9	16.267	23.178	19.421	58.866
16	16.493	23.417	19.670	59.580	13	16.062	23.380	19.743	59.185	10	16.238	23.105	19.476	58.819
17	16.833	23.529	19.809	1:00.171	14	16.138	23.096	19.945	59.179	11	16.574	23.074	19.496	59.144
N°48 SABIN Maxime					15	16.070	23.027	19.492	58.589	12	16.220	23.166	19.399	58.785
1	23.779	23.750	19.910	1:07.439	16	16.179	23.170	19.571	58.920	13	16.244	23.066	19.809	59.119
2	17.373	24.253	19.813	1:01.439	17	16.667	23.481	20.168	1:00.316	14	16.302	23.073	19.659	59.034
3	17.359	24.086	19.782	1:01.227	N°52 TARTARIN Lucas					15	16.269	23.074	19.454	58.797
4	16.429	23.265	19.563	59.257	1	21.114	24.765	20.129	1:06.008	16	16.455	23.352	19.699	59.506
5	16.398	23.276	19.496	59.170	2	17.058	24.557	19.958	1:01.573	17	17.134	23.359	19.585	1:00.078
6	16.227	23.304	19.658	59.189	3	17.599	24.976	20.443	1:03.018	N°61 MALIZIA Arnaud				
7	16.368	23.175	19.474	59.017	4	16.385	23.576	19.747	59.708	1	23.582	24.374	20.155	1:08.111



Nationale

Préfinale (PF)

Analyse des tours

Pour information, sans valeur officielle

Tours	Secteur 1	Secteur 2	Secteur 3	mps au tour
2	17.425	24.234	20.470	1:02.129
3	16.997	24.409	20.903	1:02.309
4	16.768	23.629	19.818	1:00.215
5	16.486	23.456	19.784	59.726
6	16.386	24.240	20.048	1:00.674
7	16.451	23.529	19.639	59.619
8	16.367	23.375	19.513	59.255
9	16.475	23.456	19.539	59.470
10	16.382	23.459	19.583	59.424
11	16.207	23.175	19.528	58.910
12	16.238	23.108	19.440	58.786
13	16.079	23.052	19.414	58.545
14	16.638	23.505	19.503	59.646
15	16.592	23.360	19.640	59.592
16	16.339	23.158	19.522	59.019
17	16.891	23.519	19.727	1:00.137

N°66 COURSIMAULT Enzo				
Tours	Secteur 1	Secteur 2	Secteur 3	mps au tour
1	17.925	23.988	19.976	1:01.889
2	16.701	23.652	19.955	1:00.308
3	16.960	23.895	20.045	1:00.900
4	17.140	23.693	19.686	1:00.519
5	16.306	23.541	19.637	59.484
6	16.386	23.756	19.643	59.785
7	16.330	23.328	19.596	59.254
8	16.372	23.248	19.588	59.208
9	16.501	23.308	19.647	59.456
10	16.664	23.242	19.581	59.487
11	16.386	23.108	19.448	58.942
12	16.235	23.073	19.471	58.779
13	16.234	23.084	19.569	58.887
14	16.366	23.015	19.456	58.837
15	16.281	23.104	19.410	58.795
16	16.305	23.088	19.425	58.818
17	16.879	23.355	19.523	59.757

Tours	Secteur 1	Secteur 2	Secteur 3	mps au tour
N°71 NOMBLOT Jean				
1	18.854	26.054	20.562	1:05.470
2	17.873	24.165	19.856	1:01.894
3	16.396	24.172	19.707	1:00.275
4	16.381	23.947	19.663	59.991
5	16.296	23.268	19.952	59.516
6	16.832	23.660	20.503	1:00.995
7	17.481	23.653	20.092	1:01.226
8	16.253	23.311	19.603	59.167
9	16.228	23.235	20.611	1:00.074
10	16.413	23.233	19.616	59.262
11	16.559	23.274	19.718	59.551
12	16.270	23.357	19.637	59.264
13	16.413	23.254	19.644	59.311
14	16.312	23.334	19.623	59.269
15	16.426	23.290	19.630	59.346
16	16.439	23.300	19.636	59.375
17	16.531	23.755	20.500	1:00.786


N°75 GUIGNET Jean Philippe				
Tours	Secteur 1	Secteur 2	Secteur 3	mps au tour
1	20.104	24.469	20.096	1:04.669
2	16.616	23.582	19.676	59.874
3	16.530	23.550	19.894	59.974
4	16.532	24.318	19.749	1:00.599
5	16.435	23.436	20.210	1:00.081
6	16.565	23.404	19.539	59.508
7	16.274	23.277	19.544	59.095
8	16.354	23.372	19.686	59.412
9	16.384	23.252	19.617	59.253
10	16.360	23.178	19.532	59.070
11	16.809	23.143	19.380	59.332
12	16.325	23.016	19.392	58.733
13	16.187	22.991	19.585	58.763
14	16.211	23.133	19.741	59.085

Tours	Secteur 1	Secteur 2	Secteur 3	mps au tour
15	16.210	23.800	19.400	59.410
16	16.190	23.394	19.621	59.205
17	16.680	23.624	19.772	1:00.076
N°76 HEDOUIN Nathan				
1	20.566	23.886	20.202	1:04.654
2	17.597	23.882	19.798	1:01.277
3	16.365	23.675	19.548	59.588
4	16.237	23.469	19.718	59.424
5	16.413	23.741	19.830	59.984
6	17.364	23.813	20.644	1:01.821
7	16.565	23.880	19.659	1:00.104
8	16.168	23.178	19.527	58.873
9	16.315	23.132	19.582	59.029
10	16.264	23.130	19.558	58.952
11	16.260	23.124	19.546	58.930
12	16.313	23.193	19.596	59.102
13	16.181	23.132	19.642	58.955
14	16.315	23.125	19.661	59.101
15	16.268	23.176	19.541	58.985
16	16.215	23.135	19.529	58.879
17	16.211	23.141	19.468	58.820

N°78 BONNET Mathys				
Tours	Secteur 1	Secteur 2	Secteur 3	mps au tour
1	20.678	24.369	20.303	1:05.350
2	19.127	24.387	19.860	1:03.374
3			22.238	1:44.553

N°79 BEAUMANN David				
Tours	Secteur 1	Secteur 2	Secteur 3	mps au tour
1	23.359	43.604	37.289	1:44.252

N°80 MINGHELLI Adrien				
Tours	Secteur 1	Secteur 2	Secteur 3	mps au tour
1	19.893	24.817	20.080	1:04.790
2	17.646	25.405	20.942	1:03.993
3	16.789	24.762	20.843	1:02.394
4	17.179	25.333	20.125	1:02.637
5	16.518	23.577	19.689	59.784




Nationale

Préfinale (PF)

Analyse des tours

Pour information, sans valeur officielle

Tours	Secteur 1	Secteur 2	Secteur 3	mps au tour	Tours	Secteur 1	Secteur 2	Secteur 3	mps au tour	Tours	Secteur 1	Secteur 2	Secteur 3	mps au tour
6	16.541	23.542	19.768	59.851	3	16.438	24.064	19.776	1:00.278	N°91 JEAN Pierre-Alexandre				
7	16.900	23.264	19.770	59.934	4	16.476	23.541	19.754	59.771	1	24.950	24.357	20.125	1:09.432
8	16.569	23.344	19.679	59.592	5	16.646	23.386	19.994	1:00.026	2	16.801	23.863	20.467	1:01.131
9	16.473	23.285	19.687	59.445	6	16.686	23.986	28.476	1:09.148	3	16.622	24.327	20.311	1:01.260
10	16.341	23.330	19.611	59.282	7	17.087	23.373	19.755	1:00.215	4	16.423	23.634	19.698	59.755
11	16.298	24.076	19.847	1:00.221	8	16.586	23.297	19.698	59.581	5	16.481	23.697	19.902	1:00.080
12	16.299	23.941	19.620	59.860	9	16.458	23.215	19.713	59.386	6	16.290	24.094	19.840	1:00.224
13	16.209	23.256	19.621	59.086	10	16.384	23.223	19.745	59.352	7	16.588	23.410	19.765	59.763
14	16.440	23.362	19.603	59.405	11	16.399	23.911	19.868	1:00.178	8	16.507	23.434	19.740	59.681
15	16.712	24.508	19.875	1:01.095	12	16.408	23.768	19.566	59.742	9	16.572	23.420	19.687	59.679
16	16.359	23.269	19.662	59.290	13	16.348	23.132	21.804	1:01.284	10	16.446	23.389	19.628	59.463
17	16.361	23.382	19.819	59.562	14	16.572	23.600	19.790	59.962	11	16.377	23.425	19.585	59.387
N°85 GASSIN Bastien					15	16.489	23.252	19.512	59.253	12	16.299	23.241	19.586	59.126
1	27.071	24.061	19.923	1:11.055	16	16.408	23.186	19.409	59.003	13	16.180	23.203	19.467	58.850
2	16.530	23.662	19.939	1:00.131	17	16.336	23.197	20.465	59.998	14	16.606	23.631	19.468	59.705
3	16.949	24.056	20.911	1:01.916	N°90 MATT Cyril					15	16.280	23.399	19.589	59.268
4	16.967	24.943	19.750	1:01.660	1	19.898	24.360	20.221	1:04.479	16	16.482	23.315	19.562	59.359
5	16.452	23.585	19.773	59.810	2	17.495	24.522	19.927	1:01.944	17	16.752	23.588	19.728	1:00.068
6	16.429	23.451	19.759	59.639	3	17.302	24.183	20.128	1:01.613	N°95 BRION Lucas				
7	16.330	23.310	19.690	59.330	4	16.254	23.495	19.821	59.570	1	18.982	25.228	31.178	1:15.388
8	16.343	23.307	19.831	59.481	5	16.433	23.620	20.042	1:00.095	2	28.258	25.275	20.147	1:13.680
9	16.492	23.317	20.075	59.884	6	16.366	23.513	19.868	59.747	3	16.684	23.651	20.015	1:00.350
10	16.322	23.334	19.723	59.379	7	16.828	23.947	19.608	1:00.383	4	16.549	23.527	19.888	59.964
11	16.340	23.155	19.632	59.127	8	16.348	23.600	19.770	59.718	5	16.574	23.542	19.966	1:00.082
12	16.743	23.567	19.623	59.933	9	16.137	32.237	19.954	1:08.328	6	16.540	23.493	19.806	59.839
13	16.579	23.594	19.886	1:00.059	10	16.256	23.765	19.954	59.975	7	16.431	23.499	19.781	59.711
14	16.646	23.456	19.805	59.907	11	16.249	23.467	19.852	59.568	8	16.418	23.510	19.785	59.713
15	16.295	23.441	19.629	59.365	12	16.369	23.436	19.780	59.585	9	16.427	23.443	19.727	59.597
16	16.432	23.474	19.704	59.610	13	16.372	23.373	19.695	59.440	10	16.342	23.328	19.700	59.370
17	16.583	23.528	19.947	1:00.058	14	16.564	23.643	19.877	1:00.084	11	16.333	23.351	19.667	59.351
N°86 RASMUSSEN Oliver					15	16.244	23.406	19.750	59.400	12	16.430	23.416	19.765	59.611
1	20.135	23.968	20.092	1:04.195	16	16.345	23.305	19.797	59.447	13	16.385	23.324	19.746	59.455
2	17.291	23.764	19.769	1:00.824	17	16.215	23.335	20.122	59.672	14	16.280	23.398	19.673	59.351



Nationale

Préfinale (PF)

Analyse des tours

Pour information, sans valeur officielle

Tours	Secteur 1	Secteur 2	Secteur 3	mps au tour
15	16.221	23.345	19.702	59.268
16	16.335	23.382	19.655	59.372
17	16.343	23.244	19.628	59.215


Tours	Secteur 1	Secteur 2	Secteur 3	mps au tour
12	16.549	23.454	19.622	59.625
13	16.499	23.450	19.650	59.599
14	16.826	23.291	19.642	59.759
15	17.058	23.392	20.085	1:00.535
16	16.268	23.218	19.632	59.118
17	16.667	23.569	19.644	59.880

N°96 FOURMY Nathan

1	19.658	24.208	20.091	1:03.957
2	17.288	24.504	19.947	1:01.739
3	18.578	25.225	21.493	1:05.296
4	17.214	25.224	19.898	1:02.336
5	16.472	23.610	19.819	59.901
6	16.465	23.473	19.695	59.633
7	16.404	23.534	19.674	59.612
8	16.336	23.370	19.543	59.249
9	16.510	23.389	19.654	59.553
10	16.391	23.272	19.653	59.316
11	16.215	23.145	19.730	59.090
12	16.696	23.502	19.609	59.807
13	16.586	23.534	19.889	1:00.009
14	16.629	23.466	20.260	1:00.355
15	16.440	24.014	19.690	1:00.144
16	16.441	23.330	19.485	59.256
17	17.165	23.449	19.616	1:00.230

N°99 CAOINETTE Jakeson

1	20.188	24.353	20.454	1:04.995
2	17.110	24.441	19.881	1:01.432
3	16.736	23.532	19.756	1:00.024
4	16.338	23.975	19.753	1:00.066
5	16.461	23.393	19.809	59.663
6	16.607	23.579	20.708	1:00.894
7	16.544	24.184	21.064	1:01.792
8	16.502	23.682	19.734	59.918
9	16.239	23.247	19.681	59.167
10	16.401	23.270	19.607	59.278
11	16.501	23.434	19.680	59.615



Nationale

Préfinale (PF)

Document 34

Grille de départ

Sous réserve du contrôle technique ou d'incidents d'ordre sportif

80	MINGHELLI Adrien TONY KART / ROTAX / MOJO	18	96	FOURMY Nathan TONY KART / ROTAX / MOJO
90	MATT Cyril TONY KART / ROTAX / MOJO	17	45	VALICHON Lydie FA KART / ROTAX / MOJO
83	ROCH Hugo KOSMIC / ROTAX / MOJO	16	76	HEDOUIN Nathan SODI / ROTAX / MOJO
86	RASMUSSEN Oliver BIREL / ROTAX / MOJO	15	99	CAOUCETTE Jakeson KOSMIC / ROTAX / MOJO
37	HAMIDAT-SOZEZ Royane TONY KART / ROTAX / MOJO	14	52	TARTARIN Lucas TONY KART / ROTAX / MOJO
40	ARRAULT Colin KOSMIC / ROTAX / MOJO	13	24	ARNAUD Hugo SODI / ROTAX / MOJO
61	MALIZIA Arnaud TONY KART / ROTAX / MOJO	12	59	VILLE Nicolas TONY KART / ROTAX / MOJO
79	BEAUMANN David KOSMIC / ROTAX / MOJO	11	75	GUIGNET Jean Philippe TONY KART / ROTAX / MOJO
85	GASSIN Bastien TONY KART / ROTAX / MOJO	10	9	BOUVIER Yann CRG BY KCM / ROTAX / MOJO
30	CHELI Etienne TONY KART / ROTAX / MOJO	9	48	SABIN Maxime TONY KART / ROTAX / MOJO
26	CAPPELLO Christopher TONY KART / ROTAX / MOJO	8	31	CARBONNEL Arthur BIREL / ROTAX / MOJO
78	BONNET Mathys TONY KART / ROTAX / MOJO	7	91	JEAN Pierre-Alexandre OK1 / ROTAX / MOJO
11	MARSEROU Vincent TONY KART / ROTAX / MOJO	6	10	POTAIN Jeremy TONY KART / ROTAX / MOJO
1	VALENTE Enzo SODI / ROTAX / MOJO	5	71	NOMBLLOT Jean SODI / ROTAX / MOJO
44	ANG Alvis TONY KART / ROTAX / MOJO	4	5	ETEKI Adam TONY KART / ROTAX / MOJO
95	BRION Lucas SODI / ROTAX / MOJO	3	42	BOLLIER Jules SODI / ROTAX / MOJO
17	PERCEVAL Antoine TONY KART / ROTAX / MOJO	2	60	MISSIMILLY Jacques FA KART / ROTAX / MOJO
49	VENTURI Florian FA KART / ROTAX / MOJO	1	66	COURSIMALT Enzo KOSMIC / ROTAX / MOJO

POLE POSITION



Départ : 20/09 - 09:55 17 Tours = 25,075 Km

Varenes Sur Allier (FRA) 18-21/09/2015

Page 1 / 1

3MK Events

Apex Timing 

