

### X30 Senior / Gent

### Essais Qualificatifs 1 (QP1)

### Document 6.1 OFFICIEL

### Résultats

Sous réserve du contrôle technique ou d'incidents d'ordre sportif

Cl	N°	Pilote	Concurrent	Equipement	Secteur 1	Secteur 2	Secteur 3	Temps	Ecart	Tours
1	21	BARBARIN Guillaume	Malevaut Sport / Kbk	TONY KART / IAME / KOMET	15.496	22.108	18.666	<b>56.270</b>		8
2	40	CERIBELLA Anthony	motors	FA KART / IAME / KOMET	15.527	22.091	18.685	<b>56.303</b>	0.033	8
3	2	MEUNIER Evan	Motors	TONY KART / IAME / KOMET	15.417	22.312	18.665	<b>56.394</b>	0.124	8
4	57	COUT Anthony	Braun Racing	TONY KART / IAME / KOMET	15.458	22.310	18.658	<b>56.426</b>	0.156	8
5	6	NAPOLITANO Giacomo	Braun Racing	TONY KART / IAME / KOMET	15.521	22.204	18.707	<b>56.432</b>	0.162	7
6	25	BARBE John	Team Motor's	TONY KART / IAME / KOMET	15.534	22.233	18.719	<b>56.486</b>	0.216	8
7	23	RICCI Thomas	Lm Karting	TONY KART / IAME / KOMET	15.573	22.195	18.732	<b>56.500</b>	0.230	8
8	12	BOURASSIN Johan	Bourassin	TONY KART / IAME / KOMET	15.625	22.180	18.741	<b>56.546</b>	0.276	8
9	60	RIFFARD Félix	Laumatec	KOSMIC / IAME / KOMET	15.474	22.235	18.839	<b>56.548</b>	0.278	8
10	16	MIDALI Luca	Ludo Racing	SODI / IAME / KOMET	15.597	22.255	18.768	<b>56.620</b>	0.350	8
11	22	MASATO Okada	Masato Okada	KART SHOP 67 EVO TEC / IAME / KOMET	15.622	22.338	18.738	<b>56.698</b>	0.428	8
12	8	LAFILLE Adrian	Karting +	TONY KART / IAME / KOMET	15.566	22.280	18.921	<b>56.767</b>	0.497	7
13	20	POTAIN Mickael	Motor S	TONY KART / IAME / KOMET	15.625	22.317	18.842	<b>56.784</b>	0.514	8
14	43	LAY Gillian	Rreproduction	FA KART / IAME / KOMET	15.578	22.468	18.830	<b>56.876</b>	0.606	8
15	74	PRETTE Louis	Mmc Racing	FA KART / IAME / KOMET	15.532	22.420	18.939	<b>56.891</b>	0.621	8
16	94	VIAN Jason	Lm Karting	KOSMIC / IAME / KOMET	15.663	22.329	18.942	<b>56.934</b>	0.664	6
17	50	CLAUDE Emile	Akle25/gtfr	BIREL / IAME / KOMET	15.723	22.399	19.010	<b>57.132</b>	0.862	8
18	93	JOLINET Gregory	Motor's	KART SHOP 67 EVO TEC / IAME / KOMET	15.702	22.631	19.003	<b>57.336</b>	1.066	8
19	98	MAURY Adrien	Team Kart 31	SODI / IAME / KOMET	15.673	22.653	19.187	<b>57.513</b>	1.243	8
20	33	BOUHET Jesse	Lm Karting	TONY KART / IAME / KOMET	15.772	22.714	19.201	<b>57.687</b>	1.417	7
21	53	CHABRIAIS Cedric	Lm Karting	TONY KART / IAME / KOMET	15.822	22.867	19.122	<b>57.811</b>	1.541	7
22	75	JACOMELLI Rodolphe	Jacomelli	KOSMIC / IAME / KOMET	16.068	23.085	19.349	<b>58.502</b>	2.232	7
23	68	CHASTAGNIER Claude	Laumatec	KOSMIC / IAME / KOMET	16.184	23.368	19.642	<b>59.194</b>	2.924	7

### Non classés

36	HODIER Thomas	Hrs	FA KART / IAME / KOMET					as de temps		
44	ROUCHY Jeffrey	Oks	CRG BY KCM / IAME / KOMET					as de temps		

Départ : 18/09 - 18:11:59

Meilleur tour : N°21 BARBARIN Guillaume 56.270 94,36 Km/h

Météo : Légèrement nuageux Air : 18°C Piste : Sèche


Varenes Sur Allier (FRA) 18-21/09/2015

Page 1 / 1

3MK Events

Apex Timing 






### X30 Senior / Gent

### Essais Qualificatifs 1 (QP1)

Pour information, sans valeur officielle

### Best Sectors Analysis

S1			S2			S3			Ideal Lap Times					
Clt	N°	Temps	Clt	N°	Temps	Clt	N°	Temps	Clt	N°	Pilote	Ideal Lap	Best Lap	Diff.
1	2	15.417	1	40	22.091	1	57	18.658	1	21	BARBARIN Guillaume	56.231	56.270	0.039
2	23	15.436	2	21	22.100	2	25	18.660	2	40	CERIBELLA Anthony	56.270	56.303	0.033
3	25	15.450	3	12	22.180	3	2	18.665	3	2	MEUNIER Evan	56.293	56.394	0.101
4	16	15.452	4	16	22.185	4	21	18.666	4	25	BARBE John	56.316	56.486	0.170
5	57	15.458	5	23	22.195	5	40	18.685	5	23	RICCI Thomas	56.319	56.500	0.181
6	21	15.465	6	6	22.204	6	23	18.688	6	16	MIDALI Luca	56.371	56.620	0.249
7	60	15.474	7	25	22.206	7	6	18.707	7	57	COUT Anthony	56.426	56.426	
8	40	15.494	8	2	22.211	8	16	18.734	7	12	BOURASSIN Johan	56.426	56.546	0.120
9	12	15.505	9	60	22.235	9	22	18.738	9	6	NAPOLITANO Giacomo	56.432	56.432	
10	6	15.521	10	22	22.274	10	12	18.741	10	60	RIFFARD Félix	56.534	56.548	0.014
11	20	15.523	11	8	22.280	11	60	18.825	11	22	MASATO Okada	56.579	56.698	0.119
12	74	15.532	12	57	22.310	12	43	18.830	12	20	POTAIN Mickael	56.682	56.784	0.102
13	43	15.560	13	43	22.312	13	20	18.842	13	74	PRETTE Louis	56.693	56.891	0.198
14	8	15.566	14	74	22.313	14	74	18.848	14	8	LAFILLE Adrian	56.696	56.767	0.071
15	22	15.567	15	20	22.317	15	8	18.850	15	43	LAY Gillian	56.702	56.876	0.174
16	94	15.663	16	94	22.329	16	93	18.917	16	94	VIAN Jason	56.927	56.934	0.007
17	98	15.673	17	50	22.364	17	94	18.935	17	50	CLAUDE Emile	57.076	57.132	0.056
18	93	15.702	18	98	22.546	18	98	18.987	18	98	MAURY Adrien	57.206	57.513	0.307
18	50	15.702	19	93	22.631	19	50	19.010	19	93	JOLINET Gregory	57.250	57.336	0.086
20	33	15.772	20	53	22.651	20	53	19.122	20	53	CHABRIAIS Cedric	57.595	57.811	0.216
21	53	15.822	21	33	22.685	21	33	19.165	21	33	BOUHET Jesse	57.622	57.687	0.065
22	75	16.024	22	75	22.990	22	75	19.349	22	75	JACOMELLI Rodolphe	58.363	58.502	0.139
23	68	16.184	23	68	23.318	23	68	19.533	23	68	CHASTAGNIER Claude	59.035	59.194	0.159



### X30 Senior / Gent


### Essais Qualificatifs 1 (QP1)

### Analyse des tours

Pour information, sans valeur officielle

Tours	Secteur 1	Secteur 2	Secteur 3	mps au tour	Tours	Secteur 1	Secteur 2	Secteur 3	mps au tour	Tours	Secteur 1	Secteur 2	Secteur 3	mps au tour
<b>N°2 MEUNIER Evan</b>					8	<b>15.505</b>	22.380	18.817	56.702	5	<b>15.588</b>	22.732	20.102	58.422
1	15.654	22.672	18.960	57.286	<b>N°16 MIDALI Luca</b>					6	15.960	22.821	18.768	57.549
2	15.599	22.880	19.197	57.676	1	16.351	23.045	19.409	58.805	7	15.630	22.314	18.756	56.700
3	15.548	22.385	18.886	56.819	2	15.920	22.987	19.338	58.245	8	<b>15.567</b>	22.390	18.764	56.721
4	15.465	22.365	18.795	56.625	3	15.653	22.827	19.217	57.697	<b>N°23 RICCI Thomas</b>				
5	15.487	<b>22.211</b>	18.746	56.444	4	15.597	22.255	18.768	<b>56.620</b>	1	15.775	22.680	18.981	57.436
6	15.497	22.320	18.711	56.528	5	<b>15.452</b>	<b>22.185</b>	19.353	56.990	2	15.631	22.339	18.877	56.847
7	<b>15.417</b>	22.312	<b>18.665</b>	<b>56.394</b>	6	16.907	22.680	<b>18.734</b>	58.321	3	15.586	22.463	18.948	56.997
8	15.529	22.541	18.695	56.765	7	15.510	22.751	18.833	57.094	4	15.573	<b>22.195</b>	<b>18.732</b>	<b>56.500</b>
<b>N°6 NAPOLITANO Giacomo</b>					8	15.540	22.451	20.100	58.091	5	15.471	22.232	19.834	57.537
1	16.017	22.728	19.210	57.955	<b>N°20 POTAIN Mickael</b>					6	17.447	22.573	18.938	58.958
2	15.676	22.438	18.920	57.034	1	15.881	22.747	19.171	57.799	7	15.548	22.475	<b>18.688</b>	56.711
3	15.632	22.365	18.859	56.856	2	15.633	22.655	18.944	57.232	8	<b>15.436</b>	22.266	19.135	56.837
4	<b>15.521</b>	<b>22.204</b>	<b>18.707</b>	<b>56.432</b>	3	15.608	22.469	19.054	57.131	<b>N°25 BARBE John</b>				
5	15.623	22.527	18.857	57.007	4	15.625	<b>22.317</b>	<b>18.842</b>	<b>56.784</b>	1	15.817	22.497	19.307	57.621
6	15.543	22.346	18.819	56.708	5	15.561	22.450	18.888	56.899	2	15.639	22.623	18.790	57.052
7	15.561	22.291	19.413	57.265	6	<b>15.523</b>	22.423	18.897	56.843	3	15.611	22.259	18.825	56.695
<b>N°8 LAFILLE Adrian</b>					7	15.584	22.470	19.381	57.435	4	15.534	22.233	18.719	56.486
1	16.084	22.870	19.122	58.076	8	15.603	22.411	18.906	56.920	5	15.674	22.247	<b>18.660</b>	56.581
2	15.742	22.590	18.994	57.326	<b>N°21 BARBARIN Guillaume</b>					6	<b>15.450</b>	<b>22.206</b>	18.889	56.545
3	15.605	22.499	18.916	57.020	1	16.234	22.576	19.003	57.813	7	15.531	22.277	18.887	56.695
4	15.650	22.580	18.873	57.103	2	16.023	22.422	19.106	57.551	8	15.717	23.127	18.738	57.582
5	15.601	22.355	<b>18.850</b>	56.806	3	16.017	22.230	18.901	57.148	<b>N°33 BOUHET Jesse</b>				
6	<b>15.566</b>	<b>22.280</b>	18.921	<b>56.767</b>	4	15.496	22.108	<b>18.666</b>	<b>56.270</b>	1	16.270	23.174	19.518	58.962
7	15.851	22.588	19.103	57.542	5	<b>15.465</b>	<b>22.100</b>	19.017	56.582	2	15.973	23.026	19.277	58.276
<b>N°12 BOURASSIN Johan</b>					6	15.706	22.292	18.721	56.719	3	16.026	22.909	19.361	58.296
1	16.477	23.761	18.992	59.230	7	15.502	<b>22.100</b>	18.857	56.459	4	15.885	22.889	19.279	58.053
2	15.661	22.283	19.111	57.055	8	16.525	23.318	20.160	1:00.003	5	15.985	22.960	19.197	58.142
3	15.560	22.870	19.232	57.662	<b>N°22 MASATO Okada</b>					6	<b>15.772</b>	<b>22.714</b>	19.201	<b>57.687</b>
4	15.625	<b>22.180</b>	<b>18.741</b>	<b>56.546</b>	1	16.266	23.061	19.355	58.682	7	16.052	<b>22.685</b>	<b>19.165</b>	57.902
5	15.551	22.191	19.801	57.543	2	16.018	<b>22.274</b>	19.099	57.391	<b>N°40 CERIBELLA Anthony</b>				
6	15.811	22.604	18.960	57.375	3	15.885	22.463	18.840	57.188	1	15.954	22.590	19.378	57.922
7	15.621	22.347	18.810	56.778	4	15.622	22.338	<b>18.738</b>	<b>56.698</b>	2	15.629	22.611	18.834	57.074





### X30 Senior / Gent

### Essais Qualificatifs 1 (QP1)

Pour information, sans valeur officielle

### Analyse des tours

Tours	Secteur 1	Secteur 2	Secteur 3	mps au tour
3	15.575	22.450	18.913	56.938
4	15.552	22.203	18.972	56.727
5	15.527	22.091	18.685	56.303
6	15.588	22.207	19.005	56.800
7	15.528	22.181	18.861	56.570
8	15.494	22.467	19.182	57.143

#### N°43 LAY Gillian

1	16.107	22.688	19.158	57.953
2	15.647	22.585	18.930	57.162
3	15.696	22.312	18.895	56.903
4	15.581	22.347	19.081	57.009
5	15.643	22.402	18.888	56.933
6	15.560	22.401	19.794	57.755
7	15.588	22.577	18.914	57.079
8	15.578	22.468	18.830	56.876

#### N°50 CLAUDE Emile

1	16.143	22.887	19.366	58.396
2	15.838	23.579	19.560	58.977
3	16.106	22.364	19.043	57.513
4	15.723	22.399	19.010	57.132
5	15.702	22.646	19.157	57.505
6	15.737	22.615	19.080	57.432
7	15.756	22.655	19.067	57.478
8	15.767	22.682	19.112	57.561

#### N°53 CHABRIAIS Cedric

1	16.240	22.843	19.429	58.512
2	15.967	22.801	19.280	58.048
3	15.898	22.651	19.281	57.830
4	15.822	22.867	19.122	57.811
5	15.875	22.857	19.186	57.918
6	15.840	22.783	19.315	57.938
7	15.877	22.671	19.264	57.812

Tours	Secteur 1	Secteur 2	Secteur 3	mps au tour
-------	-----------	-----------	-----------	-------------

#### N°57 COUT Anthony

1	15.893	22.525	19.002	57.420
2	15.739	22.365	18.821	56.925
3	15.738	22.423	18.833	56.994
4	15.605	22.383	18.862	56.850
5	15.545	23.792	19.136	58.473
6	15.679	24.632	19.261	59.572
7	15.552	22.699	18.763	57.014
8	15.458	22.310	18.658	56.426

#### N°60 RIFFARD Félix

1	15.998	22.749	19.293	58.040
2	15.682	22.436	18.861	56.979
3	15.752	22.288	19.104	57.144
4	15.598	22.279	18.825	56.702
5	15.714	22.416	18.938	57.068
6	15.510	22.308	19.638	57.456
7	15.474	22.235	18.839	56.548
8	15.602	22.848	18.895	57.345

#### N°68 CHASTAGNIER Claude

1	16.653	23.961	19.838	1:00.452
2	16.297	23.482	19.533	59.312
3	16.348	23.318	19.635	59.301
4	16.268	23.398	20.140	59.806
5	16.184	23.368	19.642	59.194
6	16.303	23.563	20.130	59.996
7	16.519	23.647	20.000	1:00.166

#### N°74 PRETTE Louis

1	15.925	22.927	19.050	57.902
2	15.766	22.648	19.448	57.862
3	16.105	22.323	18.977	57.405
4	15.679	22.313	18.916	56.908
5	15.688	22.415	20.350	58.453
6	21.424	27.308	18.979	1:07.711

Tours	Secteur 1	Secteur 2	Secteur 3	mps au tour
-------	-----------	-----------	-----------	-------------

7	15.693	23.510	18.848	58.051
8	15.532	22.420	18.939	56.891

#### N°75 JACOMELLI Rodolphe

1	16.710	23.855	20.671	1:01.236
2	16.696	23.330	19.823	59.849
3	16.312	23.215	19.620	59.147
4	16.134	22.990	19.498	58.622
5	16.068	23.085	19.349	58.502
6	16.080	23.005	19.533	58.618
7	16.024	23.311	19.987	59.322

#### N°93 JOLINET Gregory


1	16.525	23.183	19.648	59.356
2	16.151	22.897	19.349	58.397
3	16.018	23.132	18.958	58.108
4	15.787	22.952	19.252	57.991
5	15.801	22.666	19.074	57.541
6	16.181	22.822	19.390	58.393
7	15.758	22.942	18.917	57.617
8	15.702	22.631	19.003	57.336

#### N°94 VIAN Jason

1	26.123	30.692	19.531	1:16.346
2	16.961	22.529	18.966	58.456
3	15.713	22.334	18.935	56.982
4	15.663	22.329	18.942	56.934
5	15.785	34.735	19.793	1:10.313
6	15.784	23.098	19.315	58.197

#### N°98 MAURY Adrien

1	16.236	22.935	19.321	58.492
2	16.990	25.822	21.632	1:04.444
3	16.682	23.706	19.494	59.882
4	15.822	22.586	19.335	57.743
5	15.856	22.648	19.238	57.742
6	15.673	22.653	19.187	57.513



**X30 Senior / Gent**

**Essais Qualificatifs 1 (QP1)**

**Analyse des tours**

Pour information, sans valeur officielle

Tours	Secteur 1	Secteur 2	Secteur 3	mps au tour
7	15.761	22.809	<b>18.987</b>	57.557
8	15.895	<b>22.546</b>	19.166	57.607