


Nationale

 Nationale
 Manche C-D (CD)
 Résultats

Document 28.1 OFFICIEL

Sous réserve du contrôle technique ou d'incidents d'ordre sportif

| Clt | N° | Pilote | p-l | Tours | Ecart | Interv. | Meilleur tour |
|-----|----|--------------------------|-----|-------|----------|---------|---------------|
| 1 | 33 | CRETON Harald | p | 10 | | | 58.338 |
| 2 | 27 | SIMMENAUER Jean-Baptiste | p | 10 | 1.076 | 1.076 | 58.263 |
| 3 | 61 | HEDOUIN Nathan | | 10 | 2.563 | 1.487 | 58.221 |
| 4 | 65 | CARDE Emilien | p | 10 | 2.726 | 0.163 | 58.533 |
| 5 | 67 | CHASSAGNEUX Antoine | p | 10 | 3.473 | 0.747 | 58.468 |
| 6 | 11 | VROMANT Alexandre | p | 10 | 3.605 | 0.132 | 58.216 |
| 7 | 12 | LEMEE Thomas | | 10 | 5.483 | 1.878 | 58.506 |
| 8 | 50 | HERBLOT Vincent | p | 10 | 7.874 | 2.391 | 58.801 |
| 9 | 2 | LLEDO Tom | p | 10 | 8.015 | 0.141 | 58.533 |
| 10 | 14 | HERICHER Bertrand | p | 10 | 8.252 | 0.237 | 58.523 |
| 11 | 70 | BAVEREL Paul | p | 10 | 8.287 | 0.035 | 58.536 |
| 12 | 30 | FONTAINE Paul | | 10 | 11.473 | 3.186 | 59.105 |
| 13 | 93 | IBANEZ Francois | p | 10 | 11.789 | 0.316 | 58.932 |
| 14 | 45 | GOMES Maximilien | p | 10 | 12.215 | 0.426 | 58.707 |
| 15 | 39 | USANNA Anthony | | 10 | 12.394 | 0.179 | 58.711 |
| 16 | 24 | DABERT Pauline | p | 10 | 12.645 | 0.251 | 58.970 |
| 17 | 6 | CAPPELLO Christopher | p | 10 | 12.934 | 0.289 | 58.872 |
| 18 | 7 | MARIE François | p | 10 | 17.994 | 5.060 | 59.532 |
| 19 | 63 | GARDET Alexi | p | 10 | 19.469 | 1.475 | 59.486 |
| 20 | 28 | AUGIER Manon | p | 10 | 19.537 | 0.068 | 59.344 |
| 21 | 17 | DROUET Thomas | p | 10 | 26.121 | 6.584 | 58.988 |
| 22 | 15 | BACCONNET Kilian | p | 10 | 53.416 | 27.295 | 59.180 |
| 23 | 74 | BARRERE Axel | p | 7 | 3 Tours | 3 Tours | 59.374 |
| 24 | 46 | GILLOZ Valentin | p | 4 | 6 Tours | 3 Tours | 59.566 |
| 25 | 85 | CHARPENTIER Tristan | | 2 | 8 Tours | 2 Tours | 1:02.745 |
| 26 | 42 | DURAND Louis | | 1 | 9 Tours | 1 Tour | 1:02.678 |
| 27 | 20 | CLAUDE Emile | p | 1 | 9 Tours | 20.191 | 1:22.264 |
| 28 | 53 | BIHEL Natan | p | 0 | 10 Tours | 1 Tour | |


Tête de course : N°33 CRETON Harald (1-10)

Départ : 17/05 - 11:25:01

Meilleur tour : N°11 VROMANT Alexandre 58.216

Météo : Soleil Air : 11°C Piste : Sèche

Ancien record de l'épreuve : N°77 GELORMINI Luca 58.253





Nationale

Nationale
Manche C-D (CD)
Tableau des tours

Pour information, sans valeur officielle

| | 1 | 2 | 3 | 4 | 5 | 6 | 7 | 8 | 9 | 10 | 11 | 12 | 13 | 14 | 15 | 16 | 17 | 18 | 19 | 20 | 21 | 22 | 23 | 24 | 25 | 26 | 27 | 28 |
|-----------------------------|----|-----------|-----------|-----------|-----------|-----------|-----------|-----------|-----------|-----------|----------------------|----------------------|-----------|-----------|-----------|-----------|-----------|-----------|-----------|----------------------|-----------|------------|------------|----------------------|-----------|------------|----------------------|----|
| Grille | 65 | 67 | 50 | 33 | 61 | 11 | 27 | 2 | 12 | 46 | 70 | 14 | 17 | 42 | 6 | 85 | 53 | 30 | 24 | 15 | 39 | 20 | 7 | 93 | 28 | 45 | 63 | 74 |
| Départ | 65 | 67 | 33 | 50 | 61 | 11 | 2 | 27 | 46 | 14 | 12 | 42 | 70 | 85 | 17 | 6 | 30 | 15 | 20 | 53 | 24 | 93 | 39 | 7 | 45 | 74 | 28 | 63 |
| Tour 1 Intervalle | 33 | 67 0.2 | 61 0.7 | 65 0.0 | 11 0.1 | 2 0.3 | 27 0.0 | 50 0.1 | 46 0.2 | 14 0.4 | 42 0.1 | 85 0.1 | 12 0.1 | 30 0.3 | 70 0.1 | 6 0.3 | 93 0.2 | 15 0.1 | 24 0.4 | 74 0.1 | 39 0.9 | 63 0.2 | 7 0.1 | 45 0.1 | 28 0.4 | 17 14.6 | 20 1.3 | |
| Tour 2 | 33 | 67 0.3 | 65 0.3 | 61 0.2 | 11 0.1 | 2 0.2 | 27 0.5 | 50 0.1 | 46 0.1 | 14 0.1 | 12 0.5 | 30 0.6 | 70 0.1 | 93 0.9 | 15 0.1 | 24 0.3 | 6 0.2 | 74 0.2 | 39 0.1 | 7 1.2 | 63 0.2 | 45 0.1 | 28 1.5 | 85 3.6 | 17 9.3 | | | |
| Tour 3 | 33 | 65 0.7 | 67 0.1 | 61 0.1 | 11 0.2 | 27 0.5 | 50 0.3 | 2 0.1 | 14 0.3 | 12 0.5 | 46 0.1 | 30 0.4 | 70 0.1 | 93 1.1 | 15 0.0 | 24 0.4 | 6 0.3 | 74 1.2 | 39 0.0 | 63 1.0 | 45 0.1 | 7 0.4 | 28 1.3 | 17 12.2 | | | | |
| Tour 4 | 33 | 65 0.5 | 61 0.2 | 67 0.1 | 27 0.3 | 11 0.2 | 50 0.9 | 14 0.9 | 2 0.1 | 12 0.3 | 70 0.2 | 46 0.8 | 30 0.1 | 15 0.4 | 6 0.7 | 24 0.1 | 93 0.1 | 39 1.0 | 74 0.3 | 45 0.5 | 63 0.6 | 7 0.2 | 28 1.5 | 17 11.6 | | | | |
| Tour 5 | 33 | 65 0.6 | 61 0.1 | 27 0.3 | 67 0.1 | 11 0.3 | 50 1.0 | 14 1.2 | 12 0.3 | 70 0.3 | 2 0.3 | 30 1.9 | 24 0.2 | 93 0.3 | 6 0.2 | 39 0.1 | 74 0.7 | 45 0.2 | 63 1.1 | 7 0.4 | 28 2.5 | 17 10.0 | 15 22.9 | | | | | |
| Tour 6 | 33 | 65 0.7 | 61 0.2 | 27 0.1 | 67 0.5 | 11 0.1 | 50 1.5 | 14 0.9 | 12 0.1 | 70 0.3 | 2 0.5 | 30 2.3 | 24 0.3 | 93 0.1 | 6 0.5 | 39 0.7 | 45 0.3 | 74 0.9 | 63 0.9 | 7 0.1 | 28 2.7 | 17 9.4 | 15 24.2 | | | | | |
| Tour 7 | 33 | 65 0.9 | 27 0.1 | 61 0.2 | 11 0.3 | 67 0.2 | 50 1.8 | 12 0.8 | 14 0.1 | 70 0.1 | 2 0.4 | 30 3.2 | 24 0.8 | 93 0.0 | 39 1.0 | 45 0.1 | 6 0.3 | 63 1.8 | 7 0.1 | 74 1.6 | 28 1.0 | 17 8.7 | 15 24.9 | | | | | |
| Tour 8 | 33 | 27 1.1 | 65 0.1 | 11 0.2 | 61 0.2 | 67 0.1 | 50 2.3 | 12 0.2 | 14 0.1 | 70 0.2 | 2 0.3 | 30 4.1 | 93 1.1 | 24 0.2 | 45 0.4 | 39 0.1 | 6 0.3 | 63 2.4 | 7 0.3 | 28 1.9 | 17 8.3 | 15 26.6 | | | | | | |
| Tour 9 | 33 | 27 1.0 | 11 0.3 | 65 0.0 | 61 0.1 | 67 0.3 | 12 3.0 | 14 1.7 | 50 0.1 | 2 0.3 | 70 0.0 | 30 3.0 | 93 0.7 | 24 0.2 | 45 0.1 | 39 0.1 | 6 0.5 | 63 3.6 | 7 0.1 | 28 2.0 | 17 7.4 | 15 26.2 | | | | | | |
| Tour 10 | 33 | 27 1.0 | 61 1.4 | 65 0.1 | 67 0.7 | 11 0.1 | 12 1.8 | 50 2.3 | 2 0.1 | 14 0.2 | 70 0.0 | 30 3.1 | 93 0.3 | 45 0.4 | 39 0.1 | 24 0.2 | 6 0.2 | 7 5.0 | 63 1.4 | 28 0.0 | 17 6.5 | 15 27.2 | | | | | | |




Nationale

Nationale

Manche C-D (CD)

Analyse des tours

Pour information, sans valeur officielle

| Tours | Secteur 1 | Secteur 2 | Secteur 3 | mps au tour |
|----------------------|-----------|-----------|-----------|-------------|
| N°2 LLEDO Tom | | | | |
| 1 | 18.485 | 23.676 | 19.730 | 1:01.891 |
| 2 | 16.338 | 23.266 | 19.564 | 59.168 |
| 3 | 16.889 | 23.644 | 19.373 | 59.906 |
| 4 | 16.821 | 23.419 | 20.022 | 1:00.262 |
| 5 | 16.881 | 23.589 | 19.554 | 1:00.024 |
| 6 | 16.165 | 23.049 | 19.452 | 58.666 |
| 7 | 16.262 | 23.106 | 19.350 | 58.718 |
| 8 | 16.194 | 23.031 | 19.308 | 58.533 |
| 9 | 17.355 | 23.510 | 19.532 | 1:00.397 |
| 10 | 16.439 | 23.108 | 19.483 | 59.030 |

| Tours | Secteur 1 | Secteur 2 | Secteur 3 | mps au tour |
|---------------------------------|-----------|-----------|-----------|-------------|
| N°6 CAPPELLO Christopher | | | | |
| 1 | 19.655 | 24.146 | 19.775 | 1:03.576 |
| 2 | 17.243 | 23.683 | 20.018 | 1:00.944 |
| 3 | 16.421 | 23.416 | 19.528 | 59.365 |
| 4 | 16.620 | 23.171 | 19.706 | 59.497 |
| 5 | 16.982 | 23.524 | 19.623 | 1:00.129 |
| 6 | 16.322 | 23.246 | 19.674 | 59.242 |
| 7 | 17.014 | 24.057 | 19.862 | 1:00.933 |
| 8 | 16.504 | 23.231 | 19.530 | 59.265 |
| 9 | 16.224 | 23.119 | 19.529 | 58.872 |
| 10 | 16.380 | 23.068 | 19.608 | 59.056 |

| Tours | Secteur 1 | Secteur 2 | Secteur 3 | mps au tour |
|---------------------------|-----------|-----------|-----------|-------------|
| N°7 MARIE François | | | | |
| 1 | 19.517 | 24.704 | 20.788 | 1:05.009 |
| 2 | 16.693 | 23.683 | 19.852 | 1:00.228 |
| 3 | 17.389 | 23.590 | 19.646 | 1:00.625 |
| 4 | 16.571 | 23.332 | 19.843 | 59.746 |
| 5 | 16.703 | 23.363 | 19.675 | 59.741 |
| 6 | 16.448 | 23.365 | 19.719 | 59.532 |
| 7 | 16.569 | 23.463 | 19.797 | 59.829 |
| 8 | 16.758 | 23.536 | 19.757 | 1:00.051 |
| 9 | 16.449 | 23.353 | 20.100 | 59.902 |
| 10 | 16.511 | 23.424 | 20.388 | 1:00.323 |

| Tours | Secteur 1 | Secteur 2 | Secteur 3 | mps au tour |
|-------------------------------|-----------|-----------|-----------|-------------|
| N°11 VROMANT Alexandre | | | | |
| 1 | 18.355 | 23.640 | 19.621 | 1:01.616 |
| 2 | 16.386 | 23.243 | 19.612 | 59.241 |
| 3 | 16.491 | 23.277 | 19.428 | 59.196 |
| 4 | 16.392 | 23.341 | 19.451 | 59.184 |
| 5 | 16.297 | 22.922 | 19.497 | 58.716 |
| 6 | 16.149 | 23.000 | 19.325 | 58.474 |
| 7 | 16.359 | 22.959 | 19.291 | 58.609 |

| Tours | Secteur 1 | Secteur 2 | Secteur 3 | mps au tour |
|-------|-----------|-----------|-----------|-------------|
| 8 | 16.181 | 23.021 | 19.302 | 58.504 |
| 9 | 16.027 | 22.959 | 19.230 | 58.216 |
| 10 | 16.823 | 23.283 | 20.411 | 1:00.517 |

| Tours | Secteur 1 | Secteur 2 | Secteur 3 | mps au tour |
|--------------------------|-----------|-----------|-----------|-------------|
| N°12 LEMEE Thomas | | | | |
| 1 | 19.189 | 24.301 | 19.578 | 1:03.068 |
| 2 | 16.542 | 23.364 | 19.383 | 59.289 |
| 3 | 16.513 | 23.262 | 19.427 | 59.202 |
| 4 | 16.321 | 23.983 | 19.469 | 59.773 |
| 5 | 16.495 | 23.161 | 19.267 | 58.923 |
| 6 | 16.063 | 23.092 | 19.369 | 58.524 |
| 7 | 16.246 | 23.103 | 19.513 | 58.862 |
| 8 | 16.112 | 23.054 | 19.340 | 58.506 |
| 9 | 16.325 | 23.103 | 19.486 | 58.914 |
| 10 | 16.276 | 23.018 | 19.439 | 58.733 |

| Tours | Secteur 1 | Secteur 2 | Secteur 3 | mps au tour |
|-------------------------------|-----------|-----------|-----------|-------------|
| N°14 HERICHER Bertrand | | | | |
| 1 | 18.834 | 24.157 | 19.612 | 1:02.603 |
| 2 | 16.553 | 23.189 | 19.525 | 59.267 |
| 3 | 16.559 | 23.171 | 19.487 | 59.217 |
| 4 | 16.513 | 23.331 | 19.880 | 59.724 |
| 5 | 16.707 | 23.041 | 19.350 | 59.098 |
| 6 | 16.157 | 23.147 | 19.430 | 58.734 |
| 7 | 16.182 | 23.162 | 19.800 | 59.144 |
| 8 | 16.128 | 23.111 | 19.284 | 58.523 |
| 9 | 17.558 | 23.549 | 19.450 | 1:00.557 |
| 10 | 16.678 | 23.429 | 19.617 | 59.724 |

| Tours | Secteur 1 | Secteur 2 | Secteur 3 | mps au tour |
|------------------------------|-----------|-----------|-----------|-------------|
| N°15 BACCONNET Kilian | | | | |
| 1 | 20.028 | 24.167 | 19.603 | 1:03.798 |
| 2 | 17.021 | 23.391 | 19.559 | 59.971 |
| 3 | 16.327 | 23.198 | 19.655 | 59.180 |
| 4 | 16.751 | 23.298 | 19.485 | 59.534 |
| 5 | 16.495 | 23.299 | 19.460 | 1:39.254 |
| 6 | 17.030 | 23.690 | 19.689 | 1:00.409 |
| 7 | 16.474 | 23.666 | 19.632 | 59.772 |
| 8 | 16.504 | 23.402 | 19.791 | 59.697 |
| 9 | 16.467 | 23.385 | 19.715 | 59.567 |
| 10 | 16.682 | 23.633 | 19.740 | 1:00.055 |

| Tours | Secteur 1 | Secteur 2 | Secteur 3 | mps au tour |
|---------------------------|-----------|-----------|-----------|-------------|
| N°17 DROUET Thomas | | | | |
| 1 | 36.756 | 24.519 | 20.022 | 1:21.297 |
| 2 | 16.716 | 23.460 | 19.749 | 59.925 |
| 3 | 16.556 | 23.171 | 19.605 | 59.332 |
| 4 | 16.496 | 23.360 | 19.486 | 59.342 |


| Tours | Secteur 1 | Secteur 2 | Secteur 3 | mps au tour |
|-------|-----------|-----------|-----------|-------------|
| 5 | 16.510 | 23.185 | 19.495 | 59.190 |
| 6 | 16.365 | 23.036 | 19.694 | 59.095 |
| 7 | 16.421 | 23.102 | 19.515 | 59.038 |
| 8 | 16.450 | 23.103 | 19.439 | 58.992 |
| 9 | 16.407 | 23.108 | 19.473 | 58.988 |
| 10 | 16.347 | 23.073 | 19.578 | 58.998 |

| Tours | Secteur 1 | Secteur 2 | Secteur 3 | mps au tour |
|--------------------------|-----------|-----------|-----------|-------------|
| N°20 CLAUDE Emile | | | | |
| 1 | 31.675 | 28.751 | 21.838 | 1:22.264 |

| Tours | Secteur 1 | Secteur 2 | Secteur 3 | mps au tour |
|----------------------------|-----------|-----------|-----------|-------------|
| N°24 DABERT Pauline | | | | |
| 1 | 19.452 | 24.557 | 19.928 | 1:03.937 |
| 2 | 16.734 | 23.446 | 19.661 | 59.841 |
| 3 | 16.358 | 23.272 | 19.621 | 59.251 |
| 4 | 16.772 | 23.495 | 19.719 | 59.986 |
| 5 | 16.567 | 23.272 | 19.513 | 59.352 |
| 6 | 16.224 | 23.261 | 19.724 | 59.209 |
| 7 | 16.873 | 23.263 | 19.922 | 1:00.058 |
| 8 | 16.868 | 23.437 | 19.615 | 59.920 |
| 9 | 16.294 | 23.159 | 19.517 | 58.970 |
| 10 | 16.849 | 23.101 | 19.636 | 59.586 |

| Tours | Secteur 1 | Secteur 2 | Secteur 3 | mps au tour |
|--------------------------------------|-----------|-----------|-----------|-------------|
| N°27 SIMMENAUER Jean-Baptiste | | | | |
| 1 | 18.610 | 23.639 | 19.655 | 1:01.904 |
| 2 | 17.044 | 23.158 | 19.462 | 59.664 |
| 3 | 16.383 | 23.162 | 19.352 | 58.897 |
| 4 | 16.055 | 22.989 | 19.301 | 58.345 |
| 5 | 16.271 | 22.896 | 19.331 | 58.498 |
| 6 | 16.083 | 22.935 | 19.319 | 58.337 |
| 7 | 16.295 | 23.026 | 19.286 | 58.607 |
| 8 | 16.266 | 23.110 | 19.366 | 58.742 |
| 9 | 16.099 | 22.895 | 19.269 | 58.263 |
| 10 | 16.096 | 22.895 | 19.352 | 58.343 |

| Tours | Secteur 1 | Secteur 2 | Secteur 3 | mps au tour |
|--------------------------|-----------|-----------|-----------|-------------|
| N°28 AUGIER Manon | | | | |
| 1 | 19.825 | 24.935 | 20.410 | 1:05.170 |
| 2 | 17.518 | 23.529 | 20.512 | 1:01.559 |
| 3 | 17.015 | 23.396 | 19.668 | 1:00.079 |
| 4 | 16.918 | 23.367 | 19.636 | 59.921 |
| 5 | 17.188 | 23.772 | 19.816 | 1:00.776 |
| 6 | 16.811 | 23.304 | 19.642 | 59.757 |
| 7 | 16.498 | 23.473 | 19.754 | 59.725 |
| 8 | 16.611 | 23.277 | 19.456 | 59.344 |
| 9 | 17.077 | 23.327 | 19.575 | 59.979 |
| 10 | 16.631 | 23.299 | 19.889 | 59.819 |




Nationale
Nationale
Manche C-D (CD)
Analyse des tours

Pour information, sans valeur officielle

| Tours | Secteur 1 | Secteur 2 | Secteur 3 | mps au tour |
|---------------------------|-----------|-----------|-----------|-------------|
| N°30 FONTAINE Paul | | | | |
| 1 | 19.122 | 24.330 | 19.543 | 1:02.995 |
| 2 | 16.375 | 23.664 | 19.571 | 59.610 |
| 3 | 16.319 | 23.279 | 19.521 | 59.119 |
| 4 | 16.352 | 23.725 | 20.375 | 1:00.452 |
| 5 | 16.761 | 23.718 | 19.899 | 1:00.378 |
| 6 | 16.269 | 23.297 | 19.539 | 59.105 |
| 7 | 16.313 | 23.496 | 19.739 | 59.548 |
| 8 | 16.464 | 23.446 | 19.514 | 59.424 |
| 9 | 16.482 | 23.425 | 19.542 | 59.449 |
| 10 | 16.462 | 23.376 | 19.483 | 59.321 |

| Tours | Secteur 1 | Secteur 2 | Secteur 3 | mps au tour |
|---------------------------|-----------|-----------|-----------|-------------|
| N°33 CRETON Harald | | | | |
| 1 | 17.561 | 23.412 | 19.558 | 1:00.531 |
| 2 | 16.369 | 23.478 | 19.575 | 59.422 |
| 3 | 16.359 | 23.142 | 19.452 | 58.953 |
| 4 | 16.351 | 23.087 | 19.450 | 58.888 |
| 5 | 16.205 | 23.066 | 19.332 | 58.603 |
| 6 | 16.209 | 22.934 | 19.335 | 58.478 |
| 7 | 16.211 | 23.064 | 19.315 | 58.590 |
| 8 | 16.273 | 23.049 | 19.345 | 58.667 |
| 9 | 16.224 | 22.873 | 19.277 | 58.374 |
| 10 | 16.096 | 22.970 | 19.272 | 58.338 |

| Tours | Secteur 1 | Secteur 2 | Secteur 3 | mps au tour |
|----------------------------|-----------|-----------|-----------|-------------|
| N°39 USANNA Anthony | | | | |
| 1 | 19.627 | 24.664 | 20.619 | 1:04.910 |
| 2 | 16.471 | 23.396 | 19.520 | 59.387 |
| 3 | 16.418 | 23.440 | 20.348 | 1:00.206 |
| 4 | 16.784 | 23.219 | 19.518 | 59.521 |
| 5 | 16.423 | 23.110 | 19.453 | 58.986 |
| 6 | 16.376 | 23.752 | 19.737 | 59.865 |
| 7 | 16.439 | 23.626 | 19.665 | 59.730 |
| 8 | 16.684 | 23.279 | 19.373 | 59.336 |
| 9 | 16.290 | 23.017 | 19.404 | 58.711 |
| 10 | 16.365 | 23.105 | 19.570 | 59.040 |

| Tours | Secteur 1 | Secteur 2 | Secteur 3 | mps au tour |
|--------------------------|-----------|-----------|-----------|-------------|
| N°42 DURAND Louis | | | | |
| 1 | 18.614 | 24.383 | 19.681 | 1:02.678 |

| Tours | Secteur 1 | Secteur 2 | Secteur 3 | mps au tour |
|------------------------------|-----------|-----------|-----------|-------------|
| N°45 GOMES Maximilien | | | | |
| 1 | 19.556 | 24.630 | 20.809 | 1:04.995 |
| 2 | 17.093 | 23.519 | 19.857 | 1:00.469 |
| 3 | 16.827 | 23.448 | 19.506 | 59.781 |
| 4 | 16.515 | 23.258 | 19.546 | 59.319 |
| 5 | 16.305 | 23.233 | 19.454 | 58.992 |

| Tours | Secteur 1 | Secteur 2 | Secteur 3 | mps au tour |
|-------|-----------|-----------|-----------|-------------|
| 6 | 16.389 | 23.303 | 19.505 | 59.197 |
| 7 | 16.327 | 23.573 | 19.625 | 59.525 |
| 8 | 16.450 | 23.256 | 19.376 | 59.082 |
| 9 | 16.196 | 23.076 | 19.435 | 58.707 |
| 10 | 16.411 | 23.105 | 19.495 | 59.011 |

| Tours | Secteur 1 | Secteur 2 | Secteur 3 | mps au tour |
|-----------------------------|-----------|-----------|-----------|-------------|
| N°46 GILLOZ Valentin | | | | |
| 1 | 18.774 | 23.838 | 19.632 | 1:02.244 |
| 2 | 16.832 | 23.202 | 19.532 | 59.566 |
| 3 | 17.119 | 23.598 | 19.303 | 1:00.020 |
| 4 | 16.462 | 23.970 | 20.320 | 1:00.752 |

| Tours | Secteur 1 | Secteur 2 | Secteur 3 | mps au tour |
|-----------------------------|-----------|-----------|-----------|-------------|
| N°50 HERBLOT Vincent | | | | |
| 1 | 18.119 | 23.486 | 20.766 | 1:02.371 |
| 2 | 16.693 | 23.425 | 19.572 | 59.690 |
| 3 | 16.345 | 23.283 | 19.405 | 59.033 |
| 4 | 16.484 | 23.253 | 19.543 | 59.280 |
| 5 | 16.388 | 23.077 | 19.336 | 58.801 |
| 6 | 16.320 | 23.101 | 19.603 | 59.024 |
| 7 | 16.487 | 23.175 | 19.450 | 59.112 |
| 8 | 16.308 | 23.277 | 19.522 | 59.107 |
| 9 | 18.008 | 23.606 | 19.452 | 1:01.066 |
| 10 | 16.360 | 23.259 | 19.612 | 59.231 |

| Tours | Secteur 1 | Secteur 2 | Secteur 3 | mps au tour |
|----------------------------|-----------|-----------|-----------|-------------|
| N°61 HEDOUIN Nathan | | | | |
| 1 | 18.178 | 23.505 | 19.709 | 1:01.392 |
| 2 | 16.241 | 23.222 | 19.903 | 59.366 |
| 3 | 16.312 | 23.214 | 19.576 | 59.102 |
| 4 | 16.294 | 23.036 | 19.350 | 58.680 |
| 5 | 16.285 | 22.919 | 19.357 | 58.561 |
| 6 | 16.173 | 23.043 | 19.373 | 58.589 |
| 7 | 16.622 | 23.033 | 19.372 | 59.027 |
| 8 | 16.358 | 22.999 | 19.739 | 59.096 |
| 9 | 16.005 | 22.918 | 19.298 | 58.221 |
| 10 | 16.318 | 22.978 | 19.949 | 59.245 |

| Tours | Secteur 1 | Secteur 2 | Secteur 3 | mps au tour |
|--------------------------|-----------|-----------|-----------|-------------|
| N°63 GARDET Alexi | | | | |
| 1 | 19.396 | 24.554 | 20.192 | 1:04.142 |
| 2 | 17.072 | 23.762 | 19.785 | 1:00.619 |
| 3 | 16.490 | 23.465 | 19.802 | 59.757 |
| 4 | 16.883 | 23.497 | 19.742 | 1:00.122 |
| 5 | 16.416 | 23.387 | 19.683 | 59.486 |
| 6 | 16.633 | 23.430 | 19.811 | 59.874 |
| 7 | 16.533 | 23.436 | 19.870 | 59.839 |
| 8 | 16.576 | 23.573 | 19.724 | 59.873 |


| Tours | Secteur 1 | Secteur 2 | Secteur 3 | mps au tour |
|-------|-----------|-----------|-----------|-------------|
| 9 | 16.452 | 23.495 | 20.109 | 1:00.056 |
| 10 | 16.452 | 23.438 | 22.075 | 1:01.965 |

| Tours | Secteur 1 | Secteur 2 | Secteur 3 | mps au tour |
|---------------------------|-----------|-----------|-----------|-------------|
| N°65 CARDE Emilien | | | | |
| 1 | 18.117 | 23.745 | 19.904 | 1:01.766 |
| 2 | 16.343 | 23.185 | 19.520 | 59.048 |
| 3 | 16.329 | 23.248 | 19.476 | 59.053 |
| 4 | 16.194 | 23.081 | 19.400 | 58.675 |
| 5 | 16.289 | 23.023 | 19.357 | 58.669 |
| 6 | 16.151 | 22.968 | 19.423 | 58.542 |
| 7 | 16.244 | 23.121 | 19.426 | 58.791 |
| 8 | 16.635 | 23.022 | 19.442 | 59.099 |
| 9 | 16.065 | 22.977 | 19.491 | 58.533 |
| 10 | 16.290 | 23.090 | 20.183 | 59.563 |

| Tours | Secteur 1 | Secteur 2 | Secteur 3 | mps au tour |
|---------------------------------|-----------|-----------|-----------|-------------|
| N°67 CHASSAGNEUX Antoine | | | | |
| 1 | 17.889 | 23.419 | 19.604 | 1:00.912 |
| 2 | 16.665 | 23.272 | 19.525 | 59.462 |
| 3 | 16.526 | 23.298 | 19.740 | 59.564 |
| 4 | 16.247 | 23.097 | 19.612 | 58.956 |
| 5 | 16.366 | 22.976 | 19.703 | 59.045 |
| 6 | 16.168 | 23.012 | 19.478 | 58.658 |
| 7 | 16.317 | 23.194 | 19.440 | 58.951 |
| 8 | 16.266 | 23.112 | 19.254 | 58.632 |
| 9 | 16.130 | 22.954 | 19.384 | 58.468 |
| 10 | 16.314 | 23.258 | 20.212 | 59.784 |

| Tours | Secteur 1 | Secteur 2 | Secteur 3 | mps au tour |
|--------------------------|-----------|-----------|-----------|-------------|
| N°70 BAVEREL Paul | | | | |
| 1 | 19.293 | 24.541 | 19.618 | 1:03.452 |
| 2 | 16.438 | 23.532 | 19.620 | 59.590 |
| 3 | 16.412 | 23.169 | 19.512 | 59.093 |
| 4 | 16.393 | 23.436 | 19.559 | 59.388 |
| 5 | 16.399 | 23.231 | 19.341 | 58.971 |
| 6 | 16.089 | 22.953 | 19.494 | 58.536 |
| 7 | 16.205 | 22.901 | 19.632 | 58.738 |
| 8 | 16.277 | 23.059 | 19.315 | 58.651 |
| 9 | 17.607 | 23.742 | 19.501 | 1:00.850 |
| 10 | 16.504 | 23.093 | 19.633 | 59.230 |

| Tours | Secteur 1 | Secteur 2 | Secteur 3 | mps au tour |
|--------------------------|-----------|-----------|-----------|-------------|
| N°74 BARRERE Axel | | | | |
| 1 | 19.046 | 24.393 | 19.963 | 1:03.402 |
| 2 | 16.850 | 23.502 | 19.807 | 1:00.159 |
| 3 | 16.440 | 23.629 | 20.301 | 1:00.370 |
| 4 | 16.988 | 23.318 | 19.642 | 59.948 |
| 5 | 16.568 | 23.223 | 19.583 | 59.374 |





Nationale

Nationale

Manche C-D (CD)

Analyse des tours

Pour information, sans valeur officielle


| Tours | Secteur 1 | Secteur 2 | Secteur 3 | mps au tour |
|-------|-----------|-----------|-----------|-------------|
| 6 | 16.798 | 23.466 | 20.044 | 1:00.308 |
| 7 | 16.755 | 23.801 | 22.009 | 1:02.565 |

N°85 CHARPENTIER Tristan

| | | | | |
|---|---------------|---------------|---------------|-----------------|
| 1 | 18.812 | 24.275 | 19.658 | 1:02.745 |
| 2 | 16.540 | 31.926 | 20.710 | 1:09.176 |

N°93 IBANEZ Francois

| | | | | |
|----|---------------|---------------|---------------|-----------------|
| 1 | 19.161 | 24.294 | 19.834 | 1:03.289 |
| 2 | 16.809 | 23.376 | 19.740 | 59.925 |
| 3 | 16.337 | 23.225 | 19.764 | 59.326 |
| 4 | 17.067 | 23.195 | 20.308 | 1:00.570 |
| 5 | 16.902 | 23.246 | 19.476 | 59.624 |
| 6 | 16.118 | 23.162 | 19.661 | 58.941 |
| 7 | 16.587 | 23.308 | 20.127 | 1:00.022 |
| 8 | 16.639 | 23.447 | 19.508 | 59.594 |
| 9 | 16.312 | 23.198 | 19.495 | 59.005 |
| 10 | 16.230 | 23.118 | 19.584 | 58.932 |





Nationale

Nationale
Manche C-D (CD)
Grille de départ

Document 22

Sous réserve du contrôle technique ou d'incidents d'ordre sportif

| | | |
|-----------------------------|----|------------------------|
| 63 GARDET Alexi | 28 | 74 BARRERE Axel |
| 28 AUGIER Manon | 27 | 45 GOMES Maximilien |
| 7 MARIE François | 26 | 93 IBANEZ Francois |
| 39 USANNA Anthony | 25 | 20 CLAUDE Emile |
| 24 DABERT Pauline | 24 | 15 BACCONNET Kilian |
| 53 BIHEL Natan | 23 | 30 FONTAINE Paul |
| 6 CAPPELLO Christopher | 22 | 85 CHARPENTIER Tristan |
| 17 DROUET Thomas | 21 | 42 DURAND Louis |
| 70 BAVEREL Paul | 20 | 14 HERICHER Bertrand |
| 12 LEMEE Thomas | 19 | 46 GILLOZ Valentin |
| 27 SIMMENAUER Jean-Baptiste | 18 | 2 LLEDO Tom |
| 61 HEDOUIN Nathan | 17 | 11 VROMANT Alexandre |
| 50 HERBLOT Vincent | 16 | 33 CRETON Harald |
| 65 CARDE Emilien | 15 | 67 CHASSAGNEUX Antoine |
| | 14 | |
| | 13 | |
| | 12 | |
| | 11 | |
| | 10 | |
| | 9 | |
| | 8 | |
| | 7 | |
| | 6 | |
| | 5 | |
| | 4 | |
| | 3 | |
| | 2 | |
| | 1 | |

POLE POSITION



Départ : 17/05 - 11:02 10 Tours = 0,000 Km

NSK Varennes 16-18/05/2014

NSK

Page 1 / 1

Apex Timing 



www.mon  perso.com

