


**Nationale**
**Nationale**  
**Manche A-D (AD)**  
**Résultats**
**Document 31**

Sous réserve du contrôle technique ou d'incidents d'ordre sportif

N°	Cl.	Pilote	Club	Chassis	Meilleur S1	Meilleur S2	Meilleur S3	Meilleur tour	Interv.	Ecart
19	▲2	1	<b>SIMMENAUER Louis-Ferdinand</b>	Angerville	Tony	16.331	23.099	19.410	58.840	
33	▲2	2	<b>CRETON Harald</b>		Tony	16.254	23.092	19.381	58.872	0.107
77	▼2	3	<b>GELORMINI Luca</b>	Pays de Gex	Formula-K	16.334	23.114	19.354	58.927	0.155
84	▲1	4	<b>COUDERT Anthony</b>	St.Tropez	Kosmic	16.251	23.101	19.417	58.874	0.116
94	▲10	5	<b>RENAUDIN Adrien</b>	Wissous	Sodi	16.215	23.182	19.470	59.022	1.396
46	▲4	6	<b>GILLOZ Valentin</b>	Montbéliard	Tony	16.234	23.127	19.366	58.817	1.124
37	▲4	7	<b>BAUDOT Geoffrey</b>	Besançon	Formula-K	16.143	23.154	19.445	58.832	0.637
11	▼2	8	<b>VROMANT Alexandre</b>	Touraine	Zanardi	16.255	23.102	19.401	58.813	0.230
67	▼7	9	<b>CHASSAGNEUX Antoine</b>	Savoie	Tony	16.337	23.231	19.404	59.051	0.179
55	▲3	10	<b>MARION Aurélien</b>	KCPom	Tony	16.146	23.094	19.301	58.551	0.120
32	▼2	11	<b>BREUIL Marina</b>	Puma Forez	PCR	16.287	23.170	19.486	58.963	2.316
3	▼5	12	<b>FERRER Camille</b>	KCPom	Tony	16.256	23.065	19.446	58.823	2.086
14	▼1	13	<b>HERICHER Bertrand</b>	StPierre sur Dives	Kosmic	16.320	23.369	19.410	59.099	2.041
30	▲4	14	<b>FONTAINE Paul</b>	Cormeilles	F.A.	16.383	23.391	19.520	59.334	0.584
2	▼7	15	<b>LLEDO Tom</b>	KCPom	Tony	16.289	23.226	19.461	59.036	1.275
45	▲10	16	<b>GOMES Maximilien</b>	KCPom	Tony	16.386	23.291	19.426	59.234	0.092
42	▼3	17	<b>DURAND Louis</b>	Puma Forez	Kosmic	16.207	23.176	19.504	59.220	0.498
29	▲5	18	<b>BEAUMANN David</b>	Pays de Gex	Kosmic	16.309	23.301	19.430	59.040	0.001
25	▼2	19	<b>CARTON Romain</b>	Savoie	Tony	16.408	23.238	19.520	59.194	0.115
15	=	20	<b>BACCONNET Kilian</b>	Valence	Ok1	16.336	23.352	19.552	59.275	0.194
76	▲4	21	<b>HUCHER Nathan</b>	Rouen	Energy	16.346	23.445	19.496	59.477	0.815
26	▼3	22	<b>BONNAIRE Alexandre</b>	Rosny	Birel	16.363	23.283	19.582	59.293	0.080
66	▲4	23	<b>PIERRAT Clément</b>	Roye	Tony	16.337	23.401	19.617	59.510	2.009
51	▼3	24	<b>FENESTRAZ Sacha</b>	Val d'Argenton	Tony	16.145	23.046	19.338	58.618	2.868
22	▲4	25	<b>BOULEY Manon</b>	RK Challandais	Sodi	16.728	23.770	19.974	1:00.504	2.589
93	▼2	26	<b>IBANEZ Francois</b>	Sens-Paris	F.A.	16.524	23.583	19.828	1:00.077	6.593
74	▲1	27	<b>BARRERE Axel</b>	KCPom	Tony	16.553	23.860	19.919	1:00.354	14.382


Tête de course : N°33 CRETON Harald (1-5) / N°77 GELORMINI Luca (6-6) / N°19 SIMMENAUER Louis-Ferdinand (7-7) / N°33 CRETON Harald (8-9) / N°19 SIMMENAUER Louis-Ferdinand (10-10)

Départ : 17/05 - 16:36:29

Meilleur tour : N°55 MARION Aurélien 58.551

Météo : Soleil Air : 14°C Piste : Sèche

Record de l'épreuve : N°11 VROMANT Alexandre 58.216





**Nationale**

Nationale  
Manche A-D (AD)  
Résultats

Document 31

Sous réserve du contrôle technique ou d'incidents d'ordre sportif

N°	Cl	Pilote	Club	Chassis	Meilleur S1	Meilleur S2	Meilleur S3	Meilleur tour	Interv.	Ecart	
20	▼6	28	CLAUDE Emile	Besançon	Birel	16.484	23.340	19.583	59.412	1 Tour	1 Tour
<b>Non classés</b>											
85			CHARPENTIER Tristan	Brétigny	F.A.						Non partant

Tête de course : N°33 CRETON Harald (1-5) / N°77 GELORMINI Luca (6-6) / N°19 SIMMENAUER Louis-Ferdinand (7-7) / N°33 CRETON Harald (8-9) / N°19 SIMMENAUER Louis-Ferdinand (10-10)

Départ : 17/05 - 16:36:29

Meilleur tour : N°55 MARION Aurélien 58.551

Météo : Soleil Air : 14°C Piste : Sèche

Record de l'épreuve : N°11 VROMANT Alexandre 58.216





**Nationale**

Nationale  
Manche A-D (AD)  
Tableau des tours

Pour information, sans valeur officielle

	1	2	3	4	5	6	7	8	9	10	11	12	13	14	15	16	17	18	19	20	21	22	23	24	25	26	27	28	29
<b>Grille</b>	77	67	19	33	84	11	3	2	32	46	37	14	55	42	94	<del>85</del>	25	30	26	15	51	20	29	93	76	45	66	74	22
<b>Départ</b>	77	33	67	19	11	84	2	3	46	32	14	37	42	55	30	15	94	20	25	93	26	51	45	74	29	76	66	22	
<b>Tour 1</b> Intervalle	33	67 0.4	77 0.0	19 0.7	11 0.2	84 0.1	3 0.1	94 0.5	46 0.7	2 0.1	37 0.0	32 0.1	20 0.3	14 0.0	55 0.0	42 0.1	93 0.0	30 0.1	15 0.2	25 0.1	51 0.0	45 0.8	29 0.1	76 0.5	26 0.1	66 0.4	22 0.3	74 22.6	
<b>Tour 2</b>	33	77 0.2	67 0.4	19 0.1	84 0.4	3 0.4	94 0.7	11 0.1	46 0.4	37 0.7	14 0.1	20 0.3	32 0.1	55 0.1	42 0.1	15 0.3	51 0.3	25 0.3	30 0.2	29 0.2	45 0.2	76 0.3	26 0.3	66 0.6	22 0.8	2 0.3	93 11.5	74 10.4	
<b>Tour 3</b>	33	77 0.1	19 0.5	67 0.2	84 0.2	3 0.2	94 0.7	11 0.1	46 0.2	37 1.5	55 0.8	32 0.2	20 0.1	14 0.1	30 0.1	32 0.2	45 0.5	29 0.2	25 0.1	76 0.2	42 0.0	26 0.1	66 0.6	2 1.3	22 0.8	51 5.0	93 5.6	74 11.3	
<b>Tour 4</b>	33	77 0.1	19 0.2	84 0.5	67 0.2	3 0.1	94 0.4	11 0.3	46 0.2	37 1.3	55 1.3	32 1.8	29 0.4	30 0.0	15 0.0	45 0.2	14 0.2	25 0.2	42 0.2	20 0.1	26 0.1	76 0.4	2 0.3	66 0.5	22 1.4	51 3.7	93 6.4	74 11.6	
<b>Tour 5</b>	33	77 0.1	19 0.2	84 0.6	3 0.8	94 0.2	67 0.1	11 0.3	46 0.0	37 1.2	55 1.2	32 1.9	30 1.5	45 0.3	14 0.0	29 0.9	42 0.1	15 0.1	25 0.0	20 0.2	76 0.3	2 0.4	26 0.2	66 0.2	22 1.6	51 2.2	93 7.5	74 11.9	
<b>Tour 6</b>	77	19 0.2	33 0.2	84 0.2	94 1.2	67 0.2	3 0.2	11 0.1	46 0.2	37 0.7	55 1.2	32 2.0	30 1.9	45 0.2	14 0.1	29 0.4	15 1.4	25 0.2	42 0.1	2 0.3	76 0.4	26 0.2	20 0.1	66 0.3	22 1.9	51 0.3	93 8.4	74 12.5	
<b>Tour 7</b>	19	33 0.0	77 0.1	84 0.2	94 1.3	67 0.1	3 0.1	11 0.2	46 0.2	37 0.5	55 1.3	32 2.2	30 2.5	14 0.3	29 0.6	45 0.2	25 1.0	15 0.2	2 0.1	42 0.1	76 0.7	26 0.5	20 0.1	66 0.8	51 1.2	22 1.4	93 7.7	74 13.1	
<b>Tour 8</b>	33	19 0.1	77 0.1	84 0.3	94 1.1	3 0.4	11 0.2	46 0.2	37 0.3	67 0.1	55 0.9	32 2.5	14 2.8	30 0.0	29 0.7	45 0.2	2 1.4	25 0.1	15 0.2	42 0.1	76 0.6	26 0.3	20 0.2	66 0.9	51 0.5	22 3.2	93 7.4	74 13.6	
<b>Tour 9</b>	33	19 0.1	77 0.1	84 0.3	94 1.2	3 0.2	11 0.2	46 0.2	37 0.4	67 0.3	55 0.4	32 2.9	30 3.3	14 0.1	29 0.3	45 0.4	2 1.2	25 0.3	42 0.4	15 0.3	76 0.4	26 0.3	<del>20</del> 0.2	51 0.5	66 0.5	22 4.9	93 6.7	74 13.8	
<b>Tour 10</b>	19	33 0.1	77 0.1	84 0.1	94 1.3	46 1.1	37 0.6	11 0.2	67 0.1	55 0.1	32 2.3	3 2.0	14 2.0	30 0.5	2 1.2	45 0.0	42 0.4	29 0.0	25 0.1	15 0.1	76 0.8	26 0.0	66 2.0	51 2.8	22 2.5	93 6.5	74 14.3		




**Nationale**
**Nationale**  
Manche A-D (AD)  
Analyse des tours

Pour information, sans valeur officielle

Tours Secteur 1 Secteur 2 Secteur 3 mps au tour

**N°2 LLEDO Tom**

1	18.898	23.938	20.702	1:03.538
2	16.931	28.787	19.733	1:05.451
3	16.735	23.772	19.770	1:00.277
4	16.361	23.639	19.693	59.693
5	16.551	24.335	19.916	1:00.802
6	16.367	24.201	19.535	1:00.103
7	16.388	23.441	19.530	59.359
8	16.337	23.248	19.634	59.219
9	16.349	23.226	19.461	59.036
10	16.289	23.275	19.954	59.518

**N°3 FERRER Camille**

1	18.154	23.865	20.006	1:02.025
2	16.519	23.516	19.646	59.681
3	16.422	23.486	19.676	59.584
4	16.354	23.433	19.697	59.484
5	16.293	23.298	19.905	59.496
6	16.814	23.664	19.512	59.990
7	16.294	23.208	19.452	58.954
8	16.550	23.145	19.446	59.141
9	16.256	23.065	19.502	58.823
10	16.306	29.336	20.207	1:05.849

**N°11 VROMANT Alexandre**

1	17.952	24.183	19.829	1:01.964
2	17.063	23.690	20.063	1:00.816
3	16.539	23.475	19.665	59.679
4	16.362	23.359	19.608	59.329
5	16.312	23.462	19.657	59.431
6	16.425	23.455	19.545	59.425
7	16.346	23.239	19.435	59.020
8	16.675	23.126	19.401	59.202
9	16.273	23.102	19.438	58.813
10	16.255	24.449	20.181	1:00.885

**N°14 HERICHER Bertrand**

1	19.043	24.473	20.280	1:03.796
2	16.824	23.477	19.543	59.844
3	16.681	24.804	20.136	1:01.621
4	17.679	24.231	19.874	1:01.784
5	17.150	23.388	19.647	1:00.185
6	16.574	23.477	19.540	59.591
7	16.674	23.472	19.514	59.660

Tours Secteur 1 Secteur 2 Secteur 3 mps au tour

**N°8**

8	16.320	23.369	19.410	59.099
9	16.376	23.589	19.567	59.532
10	16.641	23.600	19.467	59.708

**N°15 BACCONNET Kilian**

1	19.496	23.745	20.852	1:04.093
2	16.915	23.478	19.715	1:00.108
3	16.569	23.922	19.823	1:00.314
4	17.651	23.913	20.092	1:01.656
5	17.812	23.929	20.070	1:01.811
6	16.551	24.276	19.558	1:00.385
7	16.802	23.436	19.744	59.982
8	16.618	23.371	19.787	59.776
9	16.790	23.415	19.552	59.757
10	16.336	23.352	19.587	59.275

**N°19 SIMMENAUER Louis-Ferdinand**

1	18.195	23.893	19.702	1:01.790
2	16.380	23.356	19.633	59.369
3	16.814	23.374	19.594	59.782
4	16.414	23.225	19.512	59.151
5	16.369	23.206	19.477	59.052
6	16.632	23.138	19.454	59.224
7	16.346	23.193	19.445	58.984
8	16.796	23.107	19.452	59.355
9	16.331	23.099	19.410	58.840
10	16.452	23.281	19.612	59.345

**N°20 CLAUDE Emile**

1	19.123	23.558	20.471	1:03.152
2	17.064	23.539	19.628	1:00.231
3	16.926	24.415	19.836	1:01.177
4	17.021	25.897	19.635	1:02.553
5	17.122	24.112	19.794	1:01.028
6	16.844	24.878	19.949	1:01.671
7	17.043	23.458	19.583	1:00.084
8	16.484	23.340	19.588	59.412
9	16.513	23.398	19.621	59.532

**N°22 BOULEY Manon**

1	19.836	24.724	20.539	1:05.099
2	17.288	23.820	20.036	1:01.144
3	16.891	24.366	20.226	1:01.483
4	16.982	23.792	19.993	1:00.767
5	16.870	23.991	20.174	1:01.035

Tours Secteur 1 Secteur 2 Secteur 3 mps au tour

**N°6**

6	16.788	24.020	20.284	1:01.092
7	16.728	24.244	20.246	1:01.218
8	16.732	23.983	19.987	1:00.702
9	16.857	23.789	20.158	1:00.804
10	16.760	23.770	19.974	1:00.504

**N°25 CARTON Romain**

1	20.156	23.931	19.930	1:04.017
2	17.475	23.594	19.615	1:00.684
3	16.472	24.250	20.471	1:01.193
4	16.770	24.173	19.812	1:00.755
5	17.414	24.040	19.753	1:01.207
6	16.871	24.000	19.692	1:00.563
7	16.408	23.457	19.570	59.435
8	16.464	23.389	19.952	59.805
9	16.436	23.238	19.520	59.194
10	16.441	23.776	19.684	59.901

**N°26 BONNAIRE Alexandre**


1	20.589	24.907	20.134	1:05.630
2	17.236	23.402	19.762	1:00.400
3	16.469	23.786	19.930	1:00.185
4	17.012	24.215	19.636	1:00.863
5	17.137	24.434	20.249	1:01.820
6	16.599	23.837	20.125	1:00.561
7	16.966	23.396	19.664	1:00.026
8	16.374	23.305	19.692	59.371
9	16.449	23.514	19.582	59.545
10	16.363	23.283	19.647	59.293

**N°29 BEAUMANN David**

1	19.972	24.517	19.794	1:04.283
2	16.906	23.630	19.680	1:00.216
3	16.478	23.900	20.162	1:00.540
4	16.679	23.789	19.618	1:00.086
5	17.631	24.341	19.674	1:01.646
6	16.359	23.305	19.508	59.172
7	16.368	23.937	19.549	59.854
8	16.318	23.343	19.589	59.250
9	16.309	23.301	19.430	59.040
10	16.688	24.488	20.636	1:01.812

**N°30 FONTAINE Paul**

1	20.500	23.765	19.694	1:03.959
2	17.121	24.486	19.795	1:01.402







**Nationale**

Nationale

Manche A-D (AD)

Analyse des tours

Pour information, sans valeur officielle

Tours	Secteur 1	Secteur 2	Secteur 3	m/s au tour
5	16.801	23.966	20.065	1:00.832
6	16.876	23.875	<b>19.958</b>	1:00.709
7	<b>16.761</b>	23.920	20.010	1:00.691
8	<b>16.718</b>	23.931	20.314	1:00.963
9	<b>16.553</b>	23.882	<b>19.919</b>	<b>1:00.354</b>
10	16.704	24.052	20.093	1:00.849

Tours	Secteur 1	Secteur 2	Secteur 3	m/s au tour
2	31.960	24.155	20.028	1:16.143
3	<b>16.636</b>	23.705	<b>19.907</b>	<b>1:00.248</b>
4	<b>16.613</b>	23.793	19.950	1:00.356
5	16.689	23.853	19.981	1:00.523
6	16.653	<b>23.583</b>	<b>19.891</b>	<b>1:00.127</b>
7	<b>16.571</b>	23.629	19.921	<b>1:00.121</b>
8	16.792	23.853	<b>19.828</b>	1:00.473
9	16.574	23.609	19.894	<b>1:00.077</b>
10	<b>16.524</b>	23.872	19.957	1:00.353

**N°76 HUCHER Nathan**

1	<b>20.064</b>	<b>24.765</b>	<b>19.845</b>	<b>1:04.674</b>
2	<b>16.954</b>	<b>23.612</b>	<b>19.711</b>	<b>1:00.277</b>
3	<b>16.531</b>	23.761	20.008	1:00.300
4	16.766	24.886	19.845	1:01.497
5	16.687	24.368	<b>19.681</b>	1:00.736
6	16.566	24.598	19.780	1:00.944
7	<b>16.457</b>	23.618	19.703	<b>59.778</b>
8	16.494	<b>23.493</b>	<b>19.582</b>	<b>59.569</b>
9	16.536	<b>23.445</b>	<b>19.496</b>	<b>59.477</b>
10	<b>16.346</b>	23.446	19.803	59.595

**N°94 RENAUDIN Adrien**

1	<b>18.211</b>	<b>23.731</b>	<b>19.818</b>	<b>1:01.760</b>
2	<b>16.472</b>	<b>23.557</b>	19.843	<b>59.872</b>
3	16.501	<b>23.476</b>	<b>19.672</b>	<b>59.649</b>
4	<b>16.215</b>	<b>23.354</b>	<b>19.539</b>	<b>59.108</b>
5	16.465	<b>23.276</b>	19.576	59.317
6	16.413	23.307	19.554	59.274
7	16.260	23.334	<b>19.537</b>	59.131
8	16.373	<b>23.197</b>	<b>19.470</b>	<b>59.040</b>
9	16.365	<b>23.182</b>	19.475	<b>59.022</b>
10	16.344	23.547	19.473	59.364

**N°77 GELORMINI Luca**


1	<b>17.299</b>	<b>23.943</b>	<b>20.087</b>	<b>1:01.329</b>
2	<b>16.421</b>	<b>23.416</b>	<b>19.622</b>	<b>59.459</b>
3	16.809	<b>23.331</b>	19.764	59.904
4	<b>16.420</b>	<b>23.310</b>	19.629	<b>59.359</b>
5	<b>16.369</b>	<b>23.216</b>	<b>19.539</b>	<b>59.124</b>
6	<b>16.334</b>	23.332	19.564	59.230
7	16.369	23.621	<b>19.479</b>	59.469
8	16.714	<b>23.116</b>	<b>19.367</b>	59.197
9	16.445	23.128	<b>19.354</b>	<b>58.927</b>
10	16.641	<b>23.114</b>	19.654	59.409

**N°84 COUDERT Anthony**

1	<b>18.656</b>	<b>23.459</b>	<b>19.989</b>	<b>1:02.104</b>
2	<b>16.435</b>	<b>23.332</b>	<b>19.636</b>	<b>59.403</b>
3	16.671	23.497	<b>19.595</b>	59.763
4	16.445	<b>23.330</b>	<b>19.523</b>	<b>59.298</b>
5	<b>16.259</b>	<b>23.294</b>	19.541	<b>59.094</b>
6	16.426	<b>23.233</b>	<b>19.418</b>	<b>59.077</b>
7	<b>16.251</b>	<b>23.232</b>	19.555	<b>59.038</b>
8	16.622	<b>23.210</b>	19.447	59.279
9	16.356	<b>23.101</b>	<b>19.417</b>	<b>58.874</b>
10	16.529	23.134	19.562	59.225

**N°93 IBANEZ Francois**

1	<b>19.771</b>	<b>23.657</b>	<b>19.931</b>	<b>1:03.359</b>
---	---------------	---------------	---------------	-----------------





**Nationale**


**Nationale**  
**Manche A-D (AD)**  
**Grille de départ**

**Document 25**

Sous réserve du contrôle technique ou d'incidents d'ordre sportif

22 BOULEY Manon	29	
66 PIERRAT Clément	28	74 BARRERE Axel
76 HUCHER Nathan	27	
29 BEAUMANN David	26	45 GOMES Maximilien
51 FENESTRAZ Sacha	25	
26 BONNAIRE Alexandre	24	93 IBANEZ Francois
25 CARTON Romain	23	
94 RENAUDIN Adrien	22	20 CLAUDE Emile
55 MARION Aurélien	21	
37 BAUDOT Geoffrey	20	15 BACCONNET Kilian
32 BREUIL Marina	19	
3 FERRER Camille	18	30 FONTAINE Paul
84 COUDERT Anthony	17	
19 SIMMENAUER Louis-Ferdinand	16	85 CHARPENTIER Tristan
77 GELORMINI Luca	15	
	14	42 DURAND Louis
	13	
	12	14 HERICHER Bertrand
	11	
	10	46 GILLOZ Valentin
	9	
	8	2 LLEDO Tom
	7	
	6	11 VROMANT Alexandre
	5	
	4	33 CRETON Harald
	3	
	2	67 CHASSAGNEUX Antoine
	1	

POLE POSITION



Départ : 17/05 - 16:36 10 Tours = 0,000 Km

NSK Varennes 16-18/05/2014

NSK

Page 1 / 1

Apex Timing 



www.mon  perso.com

