


Rotax Max
**Rotax Max
Finale (F1)
Résultats**
Document 21

Sous réserve du contrôle technique ou d'incidents d'ordre sportif

N°	Cl.	Pilote	Club	Chassis	Meilleur S1	Meilleur S2	Meilleur S3	Meilleur tour	Interv.	Ecart	
91	=	1	PICOT Nicolas	Rosny	Sodi	15.669	22.359	19.142	57.187		
50	=	2	DEPTUCH Joel	Angerville	F.A.	15.668	22.432	19.131	57.304	0.474	0.474
3	=	3	PENNEQUIN Pierre-Alexandre	Besançon	Tony	15.714	22.407	19.097	57.306	1.009	1.483
14	=	4	FALCHERO Julien	St.Tropez	Kosmic	15.669	22.467	19.124	57.357	1.519	3.002
5	▲6	5	POZZOLI Xavier	St.Tropez	Kosmic	15.722	22.422	19.202	57.358	1.769	4.771
55	▲3	6	COOL Michael		Tony	15.678	22.365	19.205	57.356	0.146	4.917
62	▲5	7	PETIT Hubert	Métropole	Tony	15.576	22.366	19.188	57.328	1.864	6.781
25	▲6	8	BENES Eva	Loches	Kosmic	15.722	22.419	19.115	57.271	0.975	7.756
1	▼1	9	COUSIN Jules	J.B.H.	F.A.	15.713	22.532	19.259	57.560	1.115	8.871
19	=	10	EVRAUD Paul	St.Pierre sur Dives	Kosmic	15.757	22.411	19.203	57.440	1.657	10.528
30	▲18	11	REVIRIAULT Emmanuel	Nevers	C.R.G.	15.625	22.435	19.073	57.227	1.338	11.866
9	▼5	12	VAISON Mathias	Sens-Paris	Sodi	15.803	22.445	19.270	57.669	0.172	12.038
23	▼8	13	PENNEQUIN Jean-Baptiste	Besançon	Tony	15.809	22.626	19.233	57.700	0.286	12.324
21	▲6	14	PETIT Kevin	Laval	Sodi	15.824	22.507	19.270	57.723	2.335	14.659
8	▲1	15	DEHEGHER Rémi	Le Ripault	Kosmic	15.752	22.423	19.137	57.437	0.141	14.800
27	▼3	16	BECQ Gautier	K.61	Sodi	15.757	22.545	19.334	57.728	4.257	19.057
92	▲1	17	FOTIA Anthony	Nice	Sodi	15.809	22.560	19.250	57.774	0.121	19.178
7	▲7	18	RAMBAUD Sébastien	Villeurbannais	Tony	15.733	22.535	19.281	57.676	0.151	19.329
22	▼2	19	AGOULON Quentin	Ancenis	Sodi	15.895	22.594	19.386	57.980	6.380	25.709
2	▲4	20	JEANVOINE Vincent	Besançon	Tony	15.853	22.583	19.354	57.995	11.677	37.386
85	▲9	21	MARTINI Cecile	RK Challandais	Sodi	16.052	22.731	19.620	58.562	0.154	37.540
99	▲5	22	AGUILLON Valentin	Wernert	Kosmic	15.890	22.790	19.574	58.506	0.969	38.509
12	▲10	23	HODIER Thomas	Rosny	Tony	15.991	22.946	19.555	58.555	2.063	40.572
94	▲2	24	ANTIER Antoine	Loches	Kosmic	15.861	22.634	19.410	58.102	0.277	40.849
10	▲7	25	GIMBERT Maxime	J.B.H.	Kosmic	16.007	22.855	19.544	58.702	1.536	42.385
16	▲2	26	VALENTIN Brice	Varennnes	Tony	15.975	22.776	19.608	58.801	0.042	42.427
96	▲4	27	MIALLY Thomas	Valence	OK1	15.990	22.792	19.564	58.666	2.150	44.577
6	▼7	28	MIQUEL Antoine	Biscarosse	Sodi	15.840	22.593	19.329	57.808	4 Tours	4 Tours
18	▼7	29	SPIRLI Julien	Chateau Gaillard	Tony	15.859	22.747	19.554	58.313	11 Tours	15 Tours
29	▼24	30	MELET Matthieu	Besançon	Tony	16.050	22.831	19.552	58.433	0.756	15 Tours
39	▼8	31	BONNAN Arnaud	A.C.O.	Kosmic	15.985	22.751	19.527	58.263	0.120	15 Tours
4	▼13	32	LANDAIS Thomas	Rosny	Tony	16.149	23.063	19.638	58.850	2 Tours	17 Tours
95	▼18	33	FRAISSE Vincent	Rosny	Sodi					3 Tours	20 Tours

Non classés

93		WILLIAMSON Andrew	R.K. Challandais	Sodi							Non partant
----	--	-------------------	------------------	------	--	--	--	--	--	--	--------------------

Tête de course : N°91 PICOT Nicolas (1-20)

Départ : 18/05 - 16:41:21

Meilleur tour : N°91 PICOT Nicolas 57.187

Météo : Soleil Air : 22°C Piste : Sèche

Record de l'épreuve : N°25 BENES Eva 56.922

NSK Varennes 16-18/05/2014

NSK

Apex Timing


www.monstickerperso.com




Rotax Max

Rotax Max Finale (FI) Tableau des tours

Pour information, sans valeur officielle

	1	2	3	4	5	6	7	8	9	10	11	12	13	14	15	16	17	18	19	20	21	22	23	24	25	26	27	28	29	30	31	32	33	34
Grille	91	50	3	14	23	29	9	1	55	19	5	62	27	25	95	8	22	92	4	21	6	18	39	2	7	94	99	16	30	85	96	10	12	9
Départ	91	50	3	14	23	29	9	1	55	5	19	62	27	25	95	8	22	92	4	21	39	7	99	18	30	2	94	16	96	85	12	10	6	
Tour 1 Intervalle	91	50	14	23	3	1	9	55	5	62	29	8	25	21	19	92	22	39	30	27	7	99	2	18	85	6	96	16	12	10	94	4	5.7	
Tour 2	91	50	14	3	23	55	5	1	9	62	29	8	25	21	19	92	27	30	7	39	2	18	99	6	22	85	96	16	12	94	10	4	3.9	
Tour 3	91	50	14	3	23	55	5	1	9	62	25	21	19	92	27	30	7	18	39	8	6	29	2	22	85	96	99	16	12	94	10	9	2.5	
Tour 4	91	50	14	3	23	55	5	1	9	62	25	21	19	30	27	7	92	8	18	6	29	39	22	2	85	96	99	16	12	94	10			
Tour 5	91	50	14	3	23	55	5	1	9	62	25	21	19	30	7	27	8	92	18	6	29	39	22	85	96	2	99	16	12	94	10			
Tour 6	91	50	14	3	55	5	23	1	9	62	25	19	21	30	7	27	8	92	22	6	85	2	96	99	16	94	12	10						
Tour 7	91	50	14	3	55	5	1	23	9	62	25	19	21	30	7	27	8	92	22	6	2	85	96	99	16	94	12	10						
Tour 8	91	50	14	3	55	5	1	23	62	9	25	19	21	30	7	27	8	92	22	6	85	2	96	99	94	16	12	10						
Tour 9	91	50	14	3	55	5	1	62	23	9	25	19	21	30	7	8	27	92	6	22	2	96	85	94	99	16	12	10						
Tour 10	91	50	14	3	5	55	1	62	9	25	23	19	21	30	8	27	7	92	22	6	85	96	2	94	16	99	12	10						
Tour 11	91	50	14	3	5	55	1	62	25	9	23	19	30	21	8	27	7	92	22	6	96	85	2	16	12	99	94	10						
Tour 12	91	50	3	14	5	55	1	62	25	9	23	19	30	21	8	7	27	92	22	6	85	12	16	99	10	94	2	96						
Tour 13	91	50	3	14	5	55	1	62	25	9	23	19	30	21	8	7	27	92	22	6	85	12	16	99	10	94	2	96						
Tour 14	91	50	3	14	5	55	1	62	25	9	19	23	30	21	8	7	27	92	6	22	85	12	99	10	16	2	94	96						
Tour 15	91	50	3	14	5	55	62	1	25	9	19	23	30	21	8	7	27	92	6	22	85	12	99	2	10	16	94	96						
Tour 16	91	50	3	14	5	55	62	1	25	9	19	23	30	21	8	7	27	92	22	6	85	12	2	99	10	94	16	96						
Tour 17	91	50	3	14	5	55	62	25	1	9	19	30	23	21	8	7	27	92	22	85	12	2	99	94	10	16	96							
Tour 18	91	50	3	14	5	55	62	25	1	9	19	30	23	21	8	7	27	92	22	85	2	99	12	94	16	10	96							





Rotax Max


Rotax Max

Finale (FI)

Tableau des tours

Pour information, sans valeur officielle

Tour 19	91	50	3	14	5	55	62	25	1	19	9	30	23	21	8	27	7	92	22	85	2	99	12	94	16	10	96
		0.1	1.1	1.1	1.6	0.2	1.9	1.1	0.6	1.8	0.2	0.2	0.9	1.5	0.4	2.9	0.1	1.2	6.8	10.4	0.3	1.4	0.9	0.0	2.1	0.1	2.8
Tour 20	91	50	3	14	5	55	62	25	1	19	30	9	23	21	8	27	92	7	22	2	85	99	12	94	10	16	96
		0.4	1.0	1.5	1.7	0.1	1.8	0.9	1.1	1.6	1.3	0.1	0.2	2.3	0.1	4.2	0.1	0.1	6.3	11.6	0.1	0.9	2.0	0.2	1.5	0.0	2.1




Rotax Max

Rotax Max

Finale (FI)

Analyse des tours

Pour information, sans valeur officielle

Tours	Secteur 1	Secteur 2	Secteur 3	mps au tour
N°1 COUSIN Jules				
1	17.607	24.549	19.936	1:02.092
2	16.981	22.795	19.698	59.474
3	16.087	22.783	19.425	58.295
4	15.885	22.746	19.382	58.013
5	15.859	22.700	19.378	57.937
6	15.820	22.597	19.309	57.726
7	15.727	22.716	19.329	57.772
8	15.794	22.532	19.284	57.610
9	15.781	22.652	19.259	57.692
10	15.771	22.572	19.266	57.609
11	15.766	22.570	19.329	57.665
12	15.901	22.679	19.453	58.033
13	15.852	22.622	19.367	57.841
14	15.900	22.649	19.369	57.918
15	16.342	22.565	19.282	58.189
16	15.713	22.553	19.294	57.560
17	15.831	22.953	19.474	58.258
18	15.797	22.596	19.291	57.684
19	15.782	22.539	19.324	57.645
20	15.876	22.613	19.469	57.958

Tours	Secteur 1	Secteur 2	Secteur 3	mps au tour
N°2 JEANVOINE Vincent				
1	18.495	24.344	20.631	1:03.470
2	16.855	23.120	19.879	59.854
3	16.752	23.440	21.513	1:01.705
4	16.038	23.266	19.644	58.948
5	16.528	23.548	19.800	59.876
6	16.588	22.829	19.836	59.253
7	16.075	23.163	19.563	58.801
8	16.085	23.094	19.861	59.040
9	16.412	22.754	19.504	58.670
10	17.002	22.880	20.017	59.899
11	16.568	23.242	20.115	59.925
12	16.516	22.583	22.618	1:01.717
13	16.253	22.790	19.531	58.574
14	16.423	23.218	19.384	59.025
15	16.050	22.704	19.354	58.108
16	16.058	22.654	19.416	58.128
17	15.853	23.118	19.800	58.771
18	16.214	22.754	19.408	58.376
19	15.947	22.636	19.412	57.995

Tours	Secteur 1	Secteur 2	Secteur 3	mps au tour
20	16.130	23.188	19.883	59.201
N°3 PENNEQUIN Pierre-Alexandre				
1	17.968	23.190	19.874	1:01.032
2	16.111	22.918	19.484	58.513
3	15.897	22.809	19.340	58.046
4	15.850	22.834	19.382	58.066
5	15.901	22.762	19.325	57.988
6	15.847	22.560	19.219	57.626
7	15.788	22.580	19.181	57.549
8	15.714	22.470	19.168	57.352
9	15.737	22.543	19.164	57.444
10	15.736	22.491	19.220	57.447
11	15.747	22.549	19.243	57.539
12	15.984	22.836	19.238	58.058
13	15.913	22.480	19.189	57.582
14	15.844	22.558	19.194	57.596
15	15.897	22.463	19.227	57.587
16	15.752	22.507	19.133	57.392
17	15.761	22.438	19.150	57.349
18	15.766	22.407	19.137	57.310
19	15.799	22.410	19.097	57.306
20	15.743	22.494	19.146	57.383

Tours	Secteur 1	Secteur 2	Secteur 3	mps au tour
N°4 LANDAIS Thomas				
1	17.736	34.386	20.102	1:12.224
2	16.293	23.172	19.678	59.143
3	16.149	23.063	19.638	58.850

Tours	Secteur 1	Secteur 2	Secteur 3	mps au tour
N°5 POZZOLI Xavier				
1	17.785	24.705	19.960	1:02.450
2	16.147	22.969	19.663	58.779
3	16.119	22.763	19.423	58.305
4	15.883	22.593	19.448	57.924
5	15.792	22.651	19.348	57.791
6	15.741	22.462	19.475	57.678
7	15.819	22.629	19.362	57.810
8	15.852	22.445	19.254	57.551
9	15.804	22.467	19.469	57.740
10	15.829	22.429	19.250	57.508
11	15.761	22.464	19.285	57.510
12	15.827	22.497	19.262	57.586
13	15.905	22.454	19.224	57.583
14	15.829	22.486	19.214	57.529

Tours	Secteur 1	Secteur 2	Secteur 3	mps au tour
15	15.869	22.455	19.227	57.551
16	15.791	22.431	19.207	57.429
17	15.750	22.422	19.202	57.374
18	15.749	22.430	19.229	57.408
19	15.722	22.425	19.211	57.358
20	15.859	22.633	19.342	57.834
N°6 MIQUEL Antoine				
1	17.979	25.077	20.227	1:03.283
2	16.934	23.217	19.826	59.977
3	16.656	23.360	19.771	59.787
4	16.270	22.823	19.594	58.687
5	15.978	22.887	19.502	58.367
6	16.254	24.854	19.483	1:00.591
7	15.930	22.707	19.407	58.044
8	15.886	22.593	19.329	57.808
9	15.988	22.819	19.544	58.351
10	16.254	22.654	19.440	58.348
11	15.944	22.610	19.376	57.930
12	16.192	22.612	19.507	58.311
13	15.840	22.709	19.636	58.185
14	16.307	23.005	19.451	58.763
15	15.980	22.700	19.434	58.114
16	16.024	23.168	21.661	1:00.853

Tours	Secteur 1	Secteur 2	Secteur 3	mps au tour
N°7 RAMBAUD Sébastien				
1	18.813	24.262	20.626	1:03.701
2	17.065	22.965	19.968	59.998
3	16.839	23.228	19.623	59.690
4	16.450	22.889	19.595	58.934
5	16.049	22.703	19.456	58.208
6	15.735	22.614	19.468	57.817
7	15.879	22.693	19.385	57.957
8	15.920	22.708	19.447	58.075
9	15.813	22.601	19.394	57.808
10	16.500	22.711	19.381	58.592
11	15.787	22.537	19.360	57.684
12	15.885	22.535	19.429	57.849
13	15.856	22.613	19.342	57.811
14	15.763	22.671	19.294	57.728
15	15.819	22.650	19.430	57.899
16	15.733	22.662	19.281	57.676
17	15.803	22.970	19.451	58.224




Rotax Max
Rotax Max
Finale (FI)
Analyse des tours

Pour information, sans valeur officielle

Tours	Secteur 1	Secteur 2	Secteur 3	mps au tour
18	15.942	22.584	19.366	57.892
19	16.533	22.577	19.384	58.494
20	16.010	23.659	20.247	59.916

Tours	Secteur 1	Secteur 2	Secteur 3	mps au tour
17	15.951	22.540	19.384	57.875
18	16.003	22.512	19.323	57.838
19	16.221	22.583	19.335	58.139
20	16.039	22.911	19.988	58.938

Tours	Secteur 1	Secteur 2	Secteur 3	mps au tour
16	16.051	22.946	19.558	58.555
17	16.100	23.212	19.871	59.183
18	16.401	23.509	19.593	59.503
19	15.991	23.503	19.761	59.255
20	16.510	23.432	20.094	1:00.036

N°8 DEHEEGHER Rémi

1	17.535	25.079	20.026	1:02.640
2	16.284	23.049	19.819	59.152
3	20.163	23.218	19.785	1:03.166
4	15.975	23.039	19.467	58.481
5	15.923	22.590	19.803	58.316
6	15.998	22.668	19.261	57.927
7	15.878	22.736	19.294	57.908
8	15.842	22.582	19.290	57.714
9	15.752	22.543	19.372	57.667
10	15.825	22.665	19.255	57.745
11	15.893	22.580	19.244	57.717
12	15.953	22.650	19.311	57.914
13	15.886	22.606	19.236	57.728
14	15.850	22.640	19.223	57.713
15	15.801	22.499	19.137	57.437
16	15.807	22.454	19.186	57.447
17	15.851	22.513	19.218	57.582
18	15.796	22.550	19.267	57.613
19	15.784	22.423	19.308	57.515
20	15.784	22.657	20.101	58.542

N°10 GIMBERT Maxime

1	18.649	25.079	20.550	1:04.278
2	17.051	23.953	20.172	1:01.176
3	16.445	23.724	20.149	1:00.318
4	16.984	23.151	20.060	1:00.195
5	16.205	23.335	19.968	59.508
6	16.124	23.053	19.748	58.925
7	16.298	22.898	19.960	59.156
8	16.144	22.907	19.668	58.719
9	16.122	23.145	19.544	58.811
10	16.108	22.934	19.862	58.904
11	16.351	23.260	20.006	59.617
12	16.574	22.974	19.933	59.481
13	16.615	23.240	19.553	59.408
14	16.499	22.871	19.595	58.965
15	16.085	23.094	19.676	58.855
16	16.159	22.855	19.688	58.702
17	16.007	24.204	19.646	59.857
18	16.118	23.424	19.799	59.341
19	16.236	22.947	20.559	59.742
20	16.702	22.963	19.848	59.513

N°14 FALCHERO Julien

1	17.504	23.224	19.738	1:00.466
2	15.899	23.005	19.607	58.511
3	15.913	22.842	19.448	58.203
4	15.804	22.838	19.389	58.031
5	15.885	22.724	19.370	57.979
6	15.794	22.539	19.244	57.577
7	15.764	22.546	19.298	57.608
8	15.756	22.520	19.216	57.492
9	15.670	22.506	19.271	57.447
10	15.809	22.501	19.152	57.462
11	15.803	22.611	19.223	57.637
12	16.212	23.334	19.323	58.869
13	15.947	22.540	19.356	57.843
14	15.754	22.554	19.169	57.477
15	15.737	22.622	19.205	57.564
16	15.715	22.518	19.124	57.357
17	15.753	22.471	19.161	57.385
18	15.669	22.528	19.224	57.421
19	15.902	22.467	19.226	57.595
20	15.816	22.597	19.290	57.703

N°9 VAISON Mathias


1	18.022	24.490	20.038	1:02.550
2	16.917	22.811	19.667	59.395
3	16.130	22.804	19.492	58.426
4	16.029	22.661	19.448	58.138
5	16.003	22.631	19.471	58.105
6	15.914	22.544	19.345	57.803
7	15.969	22.501	19.370	57.840
8	16.196	22.505	19.270	57.971
9	15.803	22.820	19.794	58.417
10	16.090	22.530	19.347	57.967
11	16.213	22.621	19.338	58.172
12	15.950	22.502	19.293	57.745
13	15.935	22.596	19.377	57.908
14	15.882	22.503	19.373	57.758
15	15.950	22.445	19.274	57.669
16	15.874	22.461	19.370	57.705

N°12 HODIER Thomas

1	17.924	25.716	20.476	1:04.116
2	16.961	24.058	19.982	1:01.001
3	16.292	24.014	20.170	1:00.476
4	16.657	23.355	19.740	59.752
5	16.081	23.294	19.706	59.081
6	16.617	23.242	19.881	59.740
7	16.053	23.157	19.702	58.912
8	16.020	23.067	19.721	58.808
9	16.114	23.151	19.696	58.961
10	16.062	23.076	19.631	58.769
11	16.374	23.440	19.886	59.700
12	16.204	23.310	19.862	59.376
13	16.420	23.094	19.655	59.169
14	16.098	23.031	19.581	58.710
15	16.069	23.028	19.555	58.652

N°16 VALENTIN Brice

1	18.503	25.335	20.594	1:04.432
2	17.059	23.913	20.003	1:00.975
3	16.286	23.856	20.184	1:00.326
4	16.352	23.195	20.107	59.654
5	16.160	23.060	19.750	58.970
6	16.309	22.918	19.834	59.061
7	16.251	23.222	20.014	59.487
8	16.095	23.110	19.777	58.982
9	16.234	22.776	19.874	58.884
10	16.128	22.992	19.792	58.912
11	16.435	23.190	20.325	59.950
12	16.440	23.176	19.975	59.591
13	16.572	22.998	19.913	59.483
14	16.578	23.292	19.777	59.647




Rotax Max

Rotax Max

Finale (FI)

Analyse des tours

Pour information, sans valeur officielle

Tours	Secteur 1	Secteur 2	Secteur 3	mps au tour
15	16.367	22.826	19.608	58.801
16	16.102	22.844	19.869	58.815
17	16.051	23.849	19.870	59.770
18	15.975	23.180	19.733	58.888
19	16.192	23.216	20.325	59.733
20	16.561	23.201	19.932	59.694

N°18 SPIRLI Julien

1	19.201	24.618	20.262	1:04.081
2	17.035	23.253	19.877	1:00.165
3	16.773	23.130	19.856	59.759
4	16.311	23.148	19.554	59.013
5	15.859	22.747	19.707	58.313

N°19 EVRARD Paul

1	17.981	25.729	20.270	1:03.980
2	16.481	22.966	19.663	59.110
3	17.729	22.934	19.422	1:00.085
4	15.946	22.718	19.387	58.051
5	15.902	22.700	19.360	57.962
6	15.928	22.528	19.474	57.930
7	15.845	22.535	19.338	57.718
8	15.899	22.552	19.350	57.801
9	15.944	22.519	19.362	57.825
10	15.886	22.509	19.273	57.668
11	15.821	22.459	19.309	57.589
12	15.869	22.530	19.315	57.714
13	15.859	22.468	19.384	57.711
14	15.869	22.506	19.286	57.661
15	15.757	22.462	19.221	57.440
16	15.779	22.503	19.203	57.485
17	15.857	22.411	19.286	57.554
18	15.947	22.464	19.295	57.706
19	15.880	22.529	19.310	57.719
20	15.889	22.543	19.295	57.727

N°21 PETIT Kevin

1	17.766	24.721	20.294	1:02.781
2	16.341	23.060	19.603	59.004
3	16.654	23.133	19.495	59.282
4	16.140	22.841	19.490	58.471
5	15.914	22.770	19.529	58.213
6	15.963	22.677	19.670	58.310
7	15.973	22.578	19.431	57.982

Tours	Secteur 1	Secteur 2	Secteur 3	mps au tour
8	16.029	22.779	19.398	58.206
9	15.908	22.688	19.324	57.920
10	15.932	22.569	19.338	57.839
11	16.015	22.798	19.370	58.183
12	15.864	22.595	19.318	57.777
13	15.883	22.575	19.338	57.796
14	15.975	22.596	19.370	57.941
15	15.824	22.555	19.401	57.780
16	15.860	22.573	19.303	57.736
17	15.891	22.572	19.360	57.823
18	15.946	22.507	19.270	57.723
19	15.847	22.567	19.429	57.843
20	15.879	22.907	20.032	58.818

N°22 AGOULON Quentin

1	18.357	24.568	20.742	1:03.667
2	18.762	23.358	19.807	1:01.927
3	16.969	23.771	19.987	1:00.727
4	16.052	23.030	19.656	58.738
5	16.097	22.753	19.581	58.431
6	15.923	22.999	19.517	58.439
7	16.003	22.768	19.549	58.320
8	16.012	22.692	19.532	58.236
9	16.029	23.023	19.637	58.689
10	15.998	22.677	19.408	58.083
11	15.982	22.594	19.404	57.980
12	15.939	22.704	19.386	58.029
13	15.959	22.838	19.605	58.402
14	16.640	23.032	19.486	59.158
15	15.895	22.758	19.453	58.106
16	15.979	23.187	19.694	58.860
17	16.054	22.784	19.465	58.303
18	15.983	22.701	19.514	58.198
19	16.000	22.769	19.470	58.239
20	16.020	22.729	19.532	58.281

N°23 PENNEQUIN Jean-Baptiste

1	17.680	23.266	19.881	1:00.827
2	16.290	22.999	19.624	58.913
3	15.968	22.940	19.550	58.458
4	15.986	22.971	19.451	58.408
5	16.042	22.886	19.550	58.478
6	15.974	22.848	19.923	58.745


Tours	Secteur 1	Secteur 2	Secteur 3	mps au tour
7	15.823	22.976	19.386	58.185
8	15.847	22.626	19.373	57.846
9	15.832	23.392	19.659	58.883
10	16.816	22.673	19.453	58.942
11	15.900	22.668	19.340	57.908
12	15.902	22.706	19.329	57.937
13	15.896	22.720	19.289	57.905
14	15.874	22.685	19.546	58.105
15	15.817	22.654	19.284	57.755
16	15.843	22.709	19.290	57.842
17	15.809	23.034	19.303	58.146
18	15.828	22.639	19.233	57.700
19	15.823	22.688	19.302	57.813
20	15.947	22.724	19.398	58.069

N°25 BENES Eva

1	17.548	25.228	20.260	1:03.036
2	16.224	23.036	19.712	58.972
3	16.780	23.054	19.477	59.311
4	15.952	22.735	19.346	58.033
5	15.889	22.631	19.356	57.876
6	15.908	22.555	19.207	57.670
7	15.855	22.516	19.263	57.634
8	15.917	22.542	19.233	57.692
9	15.796	22.446	19.262	57.504
10	16.173	22.589	19.241	58.003
11	15.864	22.599	19.174	57.637
12	15.838	22.534	19.239	57.611
13	15.830	22.462	19.191	57.483
14	15.937	22.542	19.227	57.706
15	15.847	22.483	19.115	57.445
16	15.722	22.419	19.130	57.271
17	15.786	22.622	19.262	57.670
18	15.807	22.452	19.253	57.512
19	15.851	22.462	19.172	57.485
20	15.843	22.462	19.169	57.474

N°27 BECQ Gautier

1	19.119	24.381	20.786	1:04.286
2	16.915	23.023	19.896	59.834
3	16.905	23.181	19.562	59.648
4	16.330	23.158	19.663	59.151
5	15.981	22.725	19.678	58.384




Rotax Max
Rotax Max
Finale (FI)
Analyse des tours

Pour information, sans valeur officielle

Tours	Secteur 1	Secteur 2	Secteur 3	mps au tour
6	15.849	22.565	19.470	57.884
7	15.896	22.677	19.504	58.077
8	15.834	22.708	19.404	57.946
9	15.845	22.681	19.554	58.080
10	15.977	22.641	19.373	57.991
11	15.802	22.633	19.334	57.769
12	16.146	22.590	19.527	58.263
13	15.772	22.585	19.371	57.728
14	15.772	22.585	19.403	57.760
15	15.824	22.545	19.443	57.812
16	15.757	22.617	19.356	57.730
17	15.761	22.859	19.606	58.226
18	15.951	22.578	19.364	57.893
19	16.187	22.585	19.357	58.129
20	16.107	23.663	20.031	59.801

N°29 MELET Matthieu

1	17.808	25.528	20.091	1:03.427
2	16.435	23.065	20.014	59.514
3	20.458	23.556	19.875	1:03.889
4	16.117	22.933	19.702	58.752
5	16.050	22.831	19.552	58.433

N°30 REVIRIAULT Emmanuel

1	18.116	24.260	20.526	1:02.902
2	16.871	23.322	19.922	1:00.115
3	16.924	23.210	19.592	59.726
4	16.355	22.820	19.651	58.826
5	15.937	22.632	19.365	57.934
6	15.939	22.590	19.272	57.801
7	15.782	22.588	19.336	57.706
8	15.781	22.529	19.275	57.585
9	15.689	22.435	19.193	57.317
10	15.745	22.554	19.253	57.552
11	15.731	22.630	19.219	57.580
12	15.801	22.544	19.201	57.546
13	15.848	22.528	19.569	57.945
14	15.794	22.522	19.242	57.558
15	15.738	22.553	19.323	57.614
16	15.669	22.485	19.073	57.227
17	15.625	22.806	19.159	57.590
18	15.743	22.447	19.212	57.402
19	15.759	22.454	19.315	57.528

Tours	Secteur 1	Secteur 2	Secteur 3	mps au tour
20	15.898	22.916	19.728	58.542

N°39 BONNAN Arnaud

1	18.135	24.545	20.724	1:03.404
2	17.296	22.979	20.285	1:00.560
3	16.857	23.507	20.106	1:00.470
4	16.322	23.284	20.182	59.788
5	15.985	22.751	19.527	58.263

N°50 DEPTUCH Joel

1	17.350	23.110	19.765	1:00.225
2	15.951	22.968	19.529	58.448
3	15.955	22.836	19.476	58.267
4	15.830	22.853	19.411	58.094
5	15.891	22.781	19.290	57.962
6	15.751	22.536	19.250	57.537
7	15.784	22.596	19.225	57.605
8	15.709	22.533	19.231	57.473
9	15.668	22.458	19.187	57.313
10	15.717	22.452	19.228	57.397
11	15.785	22.567	19.278	57.630
12	15.804	22.531	19.238	57.573
13	15.822	22.461	19.227	57.510
14	15.763	22.473	19.214	57.450
15	15.762	22.542	19.165	57.469
16	15.745	22.432	19.131	57.308
17	15.698	22.453	19.153	57.304
18	15.794	22.472	19.372	57.638
19	15.893	22.458	19.194	57.545
20	15.776	22.502	19.198	57.476

N°55 COOL Michael

1	17.674	24.678	19.969	1:02.321
2	16.221	22.991	19.647	58.859
3	16.019	22.766	19.472	58.257
4	15.965	22.638	19.345	57.948
5	15.814	22.562	19.442	57.818
6	15.767	22.492	19.432	57.691
7	15.813	22.522	19.313	57.648
8	15.827	22.457	19.295	57.579
9	15.935	22.475	19.434	57.844
10	15.886	22.440	19.433	57.759
11	15.876	22.365	19.316	57.557
12	15.990	22.540	19.261	57.791


Tours	Secteur 1	Secteur 2	Secteur 3	mps au tour
13	15.917	22.408	19.291	57.616
14	15.748	22.449	19.445	57.642
15	15.779	22.378	19.205	57.362
16	15.705	22.427	19.304	57.436
17	15.678	22.458	19.253	57.389
18	15.689	22.408	19.259	57.356
19	15.734	22.392	19.230	57.356
20	15.871	22.522	19.319	57.712

N°62 PETIT Hubert

1	17.660	24.730	20.076	1:02.466
2	16.462	23.258	19.760	59.480
3	16.370	22.798	19.505	58.673
4	15.878	22.707	19.399	57.984
5	15.831	22.700	19.448	57.979
6	15.791	22.448	19.292	57.531
7	15.733	22.453	19.357	57.543
8	15.854	22.421	19.289	57.564
9	15.576	23.228	19.458	58.262
10	15.926	22.492	19.302	57.720
11	15.838	22.424	19.302	57.564
12	15.894	22.473	19.237	57.604
13	15.807	22.425	19.311	57.543
14	15.693	22.366	19.269	57.328
15	16.121	22.420	19.201	57.742
16	15.723	22.457	19.188	57.368
17	15.735	22.439	19.188	57.362
18	15.740	22.477	19.285	57.502
19	15.787	22.441	19.249	57.477
20	15.815	22.527	19.303	57.645

N°85 MARTINI Cecile

1	18.498	24.899	20.245	1:03.642
2	17.308	23.746	19.892	1:00.946
3	16.616	23.850	19.906	1:00.372
4	16.177	22.802	19.717	58.696
5	16.415	23.179	19.892	59.486
6	16.553	22.936	19.806	59.295
7	16.340	23.164	19.620	59.124
8	16.092	22.797	19.907	58.796
9	16.299	23.035	19.799	59.133
10	16.490	22.839	19.977	59.306
11	16.516	23.594	19.883	59.993




Rotax Max
Rotax Max
Finale (FI)
Analyse des tours

Pour information, sans valeur officielle

Tours	Secteur 1	Secteur 2	Secteur 3	mps au tour
12	16.336	22.731	20.276	59.343
13	16.235	23.043	19.733	59.011
14	16.238	22.851	19.696	58.785
15	16.123	22.893	19.720	58.736
16	16.052	22.808	19.702	58.562
17	16.152	22.917	19.711	58.780
18	16.101	22.831	19.705	58.637
19	16.065	22.883	19.709	58.657
20	16.296	23.340	20.054	59.690

N°91 PICOT Nicolas

1	17.122	23.194	19.712	1:00.028
2	16.010	22.994	19.619	58.623
3	15.835	22.817	19.545	58.197
4	15.802	22.779	19.463	58.044
5	15.855	22.682	19.349	57.886
6	15.838	22.512	19.306	57.656
7	15.788	22.509	19.265	57.562
8	15.749	22.471	19.228	57.448
9	15.723	22.418	19.212	57.353
10	15.741	22.411	19.298	57.450
11	15.797	22.516	19.321	57.634
12	15.814	22.477	19.297	57.588
13	15.796	22.411	19.223	57.430
14	15.763	22.445	19.283	57.491
15	15.764	22.396	19.221	57.381
16	15.695	22.459	19.159	57.313
17	15.735	22.359	19.220	57.314
18	15.771	22.428	19.601	57.800
19	15.829	22.438	19.200	57.467
20	15.669	22.376	19.142	57.187

N°92 FOTIA Anthony

1	18.662	24.411	20.393	1:03.466
2	16.461	23.033	19.626	59.120
3	17.925	23.196	19.672	1:00.793
4	17.017	22.875	19.625	59.517
5	16.061	22.842	20.062	58.965
6	16.329	22.740	19.421	58.490
7	15.928	22.713	19.570	58.211
8	15.972	22.729	19.349	58.050
9	15.937	22.560	19.382	57.879
10	15.945	22.638	19.385	57.968

Tours	Secteur 1	Secteur 2	Secteur 3	mps au tour
11	15.966	22.579	19.282	57.827
12	15.887	22.679	19.329	57.895
13	15.909	22.656	19.469	58.034
14	15.880	22.726	19.390	57.996
15	15.846	22.644	19.354	57.844
16	15.916	22.608	19.250	57.774
17	15.857	22.684	19.450	57.991
18	15.925	22.649	19.350	57.924
19	15.809	22.749	19.360	57.918
20	15.914	22.823	19.821	58.558

N°94 ANTIER Antoine

1	18.427	25.729	21.081	1:05.237
2	16.937	23.738	20.000	1:00.675
3	16.479	23.786	20.211	1:00.476
4	17.359	23.086	19.661	1:00.106
5	16.033	22.965	19.690	58.688
6	16.343	22.912	19.480	58.735
7	16.147	23.308	19.888	59.343
8	16.063	23.104	19.502	58.669
9	16.137	22.762	19.548	58.447
10	16.323	22.799	20.118	59.240
11	16.570	23.360	20.718	1:00.648
12	16.851	23.188	19.847	59.886
13	16.492	23.114	19.666	59.272
14	16.565	23.386	19.509	59.460
15	16.302	22.747	19.519	58.568
16	16.305	22.634	19.544	58.483
17	15.861	23.868	19.501	59.230
18	15.918	22.774	19.410	58.102
19	16.051	23.371	19.736	59.158
20	16.647	23.323	20.282	1:00.252


N°96 MIALLY Thomas

1	18.746	24.972	20.414	1:04.132
2	17.056	23.814	19.959	1:00.829
3	16.458	23.759	20.141	1:00.358
4	16.061	22.987	19.676	58.724
5	16.249	23.131	19.833	59.213
6	16.282	23.208	20.217	59.707
7	16.203	22.888	19.823	58.914
8	16.116	22.839	19.957	58.912
9	16.248	22.854	19.564	58.666

Tours	Secteur 1	Secteur 2	Secteur 3	mps au tour
10	16.158	23.302	20.046	59.506
11	16.324	23.434	19.729	59.487
12	16.240	22.906	26.805	1:05.951
13	16.597	23.051	19.751	59.399
14	16.325	23.211	19.775	59.311
15	16.069	23.006	19.686	58.761
16	16.088	22.792	19.954	58.834
17	16.179	22.989	19.792	58.960
18	15.990	23.042	19.654	58.686
19	16.114	22.949	19.745	58.808
20	16.145	22.947	19.805	58.897

N°99 AGUILLON Valentin

1	18.893	24.562	20.504	1:03.959
2	17.062	23.782	19.836	1:00.680
3	17.107	24.593	20.141	1:01.841
4	16.694	23.076	19.846	59.616
5	16.121	22.983	19.862	58.966
6	16.166	22.914	19.954	59.034
7	16.278	23.627	19.615	59.520
8	16.056	23.124	19.594	58.774
9	16.051	22.959	19.937	58.947
10	16.165	23.245	19.946	59.356
11	16.542	23.665	19.790	59.997
12	16.598	23.036	20.025	59.659
13	16.558	23.068	19.744	59.370
14	16.308	22.997	19.622	58.927
15	15.993	23.027	19.661	58.681
16	16.367	22.790	19.574	58.731
17	15.890	22.982	19.634	58.506
18	16.166	23.260	19.601	59.027
19	15.988	22.890	19.639	58.517
20	16.133	23.066	19.713	58.912





Rotax Max

Rotax Max
Finale (FI)
Grille de départ

Document 20

Sous réserve du contrôle technique ou d'incidents d'ordre sportif

12	HODIER Thomas	34	93	WILLIAMSON Andrew
96	MIALLY Thomas	33	10	GIMBERT Maxime
30	REVIRIAULT Emmanuel	32	85	MARTINI Cecile
99	AGUILLON Valentin	31	16	VALENTIN Brice
7	RAMBAUD Sébastien	30	94	ANTIER Antoine
39	BONNAN Arnaud	29	2	JEANVOINE Vincent
6	MIQUEL Antoine	28	18	SPIRLI Julien
4	LANDAIS Thomas	27	21	PETIT Kevin
22	AGOULON Quentin	26	92	FOTIA Anthony
95	FRAISSE Vincent	25	8	DEHEEGHER Rémi
27	BECQ Gautier	24	25	BENES Eva
5	POZZOLI Xavier	23	62	PETIT Hubert
55	COOL Michael	22	19	EVRRARD Paul
9	VAISON Mathias	21	1	COUSIN Jules
23	PENNEQUIN Jean-Baptiste	20	29	MELET Matthieu
3	PENNEQUIN Pierre-Alexandre	19	14	FALCHERO Julien
91	PICOT Nicolas	18	50	DEPTUCH Joel
		17		
		16		
		15		
		14		
		13		
		12		
		11		
		10		
		9		
		8		
		7		
		6		
		5		
		4		
		3		
		2		
		1		

POLE POSITION



Départ : 18/05 - 16:40 20 Tours = 0,000 Km

NSK Varennes 16-18/05/2014

NSK

Page 1 / 1

Apex Timing 



www.mon sticker perso.com

