


**Rotax Max**
**Rotax Max**  
**Manche 2 (M2)**  
**Résultats**
**Document 14.1 OFFICIEL**

Sous réserve du contrôle technique ou d'incidents d'ordre sportif

N°		Clit	Pilote	Club	Chassis	Meilleur S1	Meilleur S2	Meilleur S3	Meilleur tour	Interv.	Ecart
91	▲5	1	PICOT Nicolas	Rosny	Sodi	15.785	22.708	18.968	57.591		
25	▼1	2	BENES Eva	Loches	Kosmic	15.686	22.710	18.888	57.368	0.080	<b>0.080</b>
55	=	3	COOL Michael		Tony	15.688	22.682	18.910	57.402	0.465	<b>0.545</b>
1	▼2	4	COUSIN Jules	J.B.H.	F.A.	15.694	22.688	18.952	57.407	0.402	<b>0.947</b>
62	▲2	5	PETIT Hubert	Métropole	Tony	15.763	22.736	18.994	57.602	1.226	<b>2.173</b>
5	▲13	6	POZZOLI Xavier	St.Tropez	Kosmic	15.673	22.691	18.902	57.351	1.323	<b>3.496</b>
3	▲1	7	PENNEQUIN Pierre-Alexandre	Besançon	Tony	15.644	22.747	18.877	57.325	0.436	<b>3.932</b>
50	▼3	8	DEPTUCH Joel	Angerville	F.A.	15.740	22.732	18.975	57.447	0.550	<b>4.482</b>
19	=	9	EVRRARD Paul	St.Pierre sur Dives	Kosmic	15.738	22.680	18.839	57.395	0.209	<b>4.691</b>
92	▲5	10	FOTIA Anthony	Nice	Sodi	15.763	22.786	18.985	57.713	0.153	<b>4.844</b>
21	=	11	PETIT Kevin	Laval	Sodi	15.802	22.702	19.057	57.814	2.400	<b>7.244</b>
23	▲1	12	PENNEQUIN Jean-Baptiste	Besançon	Tony	15.860	22.941	19.003	57.959	0.228	<b>7.472</b>
14	▲3	13	FALCHERO Julien	St.Tropez	Kosmic	15.771	22.772	19.004	57.707	0.155	<b>7.627</b>
9	=	14	VAISON Mathias	Sens-Paris	Sodi	15.887	22.873	18.980	57.854	2.010	<b>9.637</b>
7	▲3	15	RAMBAUD Sébastien	Villeurbannais	Tony	15.862	22.788	19.008	57.732	0.151	<b>9.788</b>
22	▲9	16	AGOULON Quentin	Ancenis	Sodi	15.898	22.882	19.066	57.898	1.551	<b>11.339</b>
95	▲3	17	FRAISSE Vincent	Rosny	Sodi	16.043	22.851	18.999	58.275	0.923	<b>12.262</b>
4	▲6	18	LANDAIS Thomas	Rosny	Tony	15.871	23.040	19.042	58.032	0.412	<b>12.674</b>
6	▲2	19	MIQUEL Antoine	Biscarosse	Sodi	15.833	22.909	19.113	57.855	0.526	<b>13.200</b>
12	▲12	20	HODIER Thomas	Rosny	Tony	16.052	23.086	19.134	58.408	3.259	<b>16.459</b>
27	▲7	21	BECQ Gautier	K.61	Sodi	15.905	22.933	19.084	58.016	0.758	<b>17.217</b>
30	▼18	22	REVIRIAULT Emmanuel	Nevers	C.R.G.	15.812	22.829	18.889	57.616	0.128	<b>17.345</b>
85	▲10	23	MARTINI Cecile	RK Challandais	Sodi	15.959	23.004	19.234	58.446	1.898	<b>19.243</b>
16	▲5	24	VALENTIN Brice	Varennnes	Tony	15.898	23.067	19.292	58.516	0.893	<b>20.136</b>
10	▲9	25	GIMBERT Maxime	J.B.H.	Kosmic	16.072	23.118	19.217	58.415	1.150	<b>21.286</b>
18	▼14	26	SPIRLI Julien	Chateau Gaillard	Tony	15.993	23.185	19.047	58.544	1.874	<b>23.160</b>
2	▲4	27	JEANVOINE Vincent	Besançon	Tony	15.891	22.944	19.122	58.062	0.203	<b>23.363</b>
93	▲8	28	WILLIAMSON Andrew	R.K. Challandais	Sodi	16.071	23.246	19.423	58.973	0.657	<b>24.020</b>
99	▼6	29	AGUILLON Valentin	Wernert	Kosmic	15.919	23.133	19.264	58.534	21.242	<b>45.262</b>
96	=	30	MIALLY Thomas	Valence	OK1	15.921	23.141	19.312	58.595	3 Tours	<b>3 Tours</b>
8	▼4	31	DEHEGHER Rémi	Le Ripault	Kosmic	16.045	22.964	18.992	58.164	1 Tour	<b>4 Tours</b>
94	▼10	32	ANTIER Antoine	Loches	Kosmic	16.150	23.060	19.240	58.490	1.824	<b>4 Tours</b>
20	▼16	33	LEGUAY Bastien	Cormeilles	Tony	15.953	23.430	19.252	58.707	3 Tours	<b>7 Tours</b>
39	▼8	34	BONNAN Arnaud	A.C.O.	Kosmic	16.534	23.911	19.696	1:01.081	1 Tour	<b>8 Tours</b>
15	=	35	TROUTTET Victor	de l'Enclos	Sodi	16.459	23.935	19.904	1:00.298	0.256	<b>8 Tours</b>
29	▼26	36	MELET Matthieu	Besançon	Tony					2 Tours	<b>10 Tours</b>

Tête de course : N°55 COOL Michael (1-1) / N°91 PICOT Nicolas (2-10)

Départ : 17:05 - 16:03:25

Meilleur tour : N°3 PENNEQUIN Pierre-Alexandre 57.325


Météo : Soleil Air : 14°C Piste : Sèche

Record de l'épreuve : N°25 BENES Eva 56.922

NSK Varennes 16-18/05/2014

Page 1 / 1

 Apex Timing 

[www.monstickerperso.com](http://www.monstickerperso.com)




**Rotax Max**

**Rotax Max**  
**Manche 2 (M2)**  
**Tableau des tours**

Pour information, sans valeur officielle

	1	2	3	4	5	6	7	8	9	10	11	12	13	14	15	16	17	18	19	20	21	22	23	24	25	26	27	28	29	30	31	32	33	34	35	36
<b>Grille</b>	25	1	55	30	50	91	62	3	19	29	21	18	23	9	92	14	20	7	5	95	6	94	99	4	22	39	8	27	16	96	2	12	85	10	15	93
<b>Départ</b>	1	55	25	30	50	91	3	62	19	21	23	<del>29</del>	92	20	18	9	5	14	7	6	95	99	94	22	4	39	27	8	96	16	12	2	85	15	10	93
<b>Tour 1</b> Intervalle	55	91	1	25	30	92	50	62	23	3	21	19	5	14	95	7	9	4	99	22	6	27	12	16	94	8	39	96	15	85	18	10	93	20	2	
	0.3	0.2	0.4	0.5	0.1	0.3	0.0	0.1	0.1	0.0	0.1	0.1	0.2	0.2	1.1	0.0	0.2	0.2	0.0	0.1	0.1	0.1	0.2	0.1	0.1	0.0	0.1	0.4	0.5	0.0	0.5	0.5	0.2	0.5	8.2	
<b>Tour 2</b>	91	55	1	25	30	92	62	23	3	50	19	5	21	7	14	95	4	9	22	6	99	12	8	27	96	94	18	<del>39</del>	16	<del>15</del>	85	20	10	93	2	
	0.0	0.2	0.0	0.9	0.1	0.2	0.9	0.3	0.5	0.1	0.2	0.1	0.5	0.0	0.6	0.0	0.0	0.9	0.7	0.3	0.2	0.0	0.1	0.2	0.3	0.0	0.1	0.0	0.2	0.2	0.1	0.1	0.2	8.2		
<b>Tour 3</b>	91	1	25	92	55	62	23	3	50	5	19	21	7	14	4	9	95	22	6	12	99	30	8	27	96	18	85	16	10	93	94	2	<del>20</del>			
	0.5	0.0	0.8	0.1	0.1	0.9	0.0	0.2	0.3	0.0	0.2	0.8	0.1	0.5	0.1	0.7	0.2	0.9	0.5	0.1	0.9	0.1	0.9	0.1	0.4	0.1	0.3	0.5	0.1	0.4	0.1	0.4	7.2	2.0		
<b>Tour 4</b>	91	1	25	92	55	62	3	50	5	19	23	21	14	7	9	4	22	95	6	12	8	27	96	18	30	16	85	10	94	93	2	99				
	0.3	0.0	0.8	0.1	0.1	1.3	0.4	0.0	0.1	0.0	0.2	0.2	0.8	0.2	0.7	0.0	1.2	0.3	0.3	1.1	0.2	0.6	0.4	0.3	0.4	0.2	0.3	0.3	1.1	0.5	6.6	18.7				
<b>Tour 5</b>	91	1	25	55	92	62	3	50	19	5	21	23	14	7	9	4	22	6	95	27	12	8	18	16	30	96	85	10	94	93	2	99				
	0.8	0.1	0.4	0.4	0.1	0.6	0.5	0.2	0.2	0.6	0.1	0.2	0.1	0.2	0.1	0.7	0.5	1.3	0.6	0.3	2.4	0.1	0.0	0.2	0.4	0.7	0.2	0.1	0.2	1.0	6.1	19.5				
<b>Tour 6</b>	91	25	1	55	62	92	3	19	5	50	23	21	14	7	9	4	22	6	95	12	<del>8</del>	18	30	27	16	96	85	<del>94</del>	10	93	2	99				
	0.7	0.2	0.1	0.6	0.1	0.1	1.1	0.3	0.1	1.1	0.4	0.2	0.4	0.1	0.2	1.5	0.3	1.0	3.2	0.2	0.3	0.1	0.2	0.4	0.3	0.2	0.1	0.2	0.8	5.2	20.0					
<b>Tour 7</b>	91	25	1	55	62	92	3	19	5	50	21	23	14	7	9	4	22	6	95	12	18	27	30	85	16	10	93	2	<del>96</del>	99						
	0.5	0.3	0.1	1.3	0.2	0.7	0.0	0.1	0.2	1.9	0.1	0.1	1.1	0.1	0.1	0.2	0.8	0.4	1.4	3.9	1.7	0.0	0.0	0.7	0.3	0.2	0.3	4.2	12.8	7.3						
<b>Tour 8</b>	91	25	1	55	62	92	19	5	3	50	21	14	23	7	9	22	4	6	95	12	27	30	85	16	18	10	93	2	99							
	0.3	0.4	0.2	1.4	0.1	0.6	0.0	0.1	0.2	2.0	0.8	0.1	1.0	0.1	1.0	0.1	0.2	1.3	4.1	1.2	0.6	0.8	0.7	0.5	0.0	0.3	3.2	20.5								
<b>Tour 9</b>	91	25	1	55	62	92	19	5	3	50	21	14	23	9	7	4	22	6	95	12	27	30	85	16	10	18	93	2	99							
	0.1	0.5	0.1	1.5	0.3	0.1	0.1	0.1	0.6	2.5	0.1	0.3	2.2	0.5	0.2	0.1	0.4	0.7	4.4	0.7	0.2	1.7	0.8	1.2	0.9	0.4	0.9	21.1								
<b>Tour 10</b>	91	25	55	1	62	5	3	50	19	92	21	23	14	9	7	22	95	4	6	12	27	30	85	16	10	18	2	93	99							
	0.0	0.4	0.4	1.2	1.3	0.4	0.5	0.2	0.1	2.4	0.2	0.2	0.1	2.0	0.1	1.5	0.9	0.4	0.5	3.2	0.7	0.1	1.8	0.8	1.1	1.8	0.2	0.6	21.2							



# Rotax Max

## Rotax Max Manche 2 (M2) Analyse des tours

Pour information, sans valeur officielle

Tours	Secteur 1	Secteur 2	Secteur 3	mps au tour
<b>N°1 COUSIN Jules</b>				
1	17.446	24.363	19.389	1:01.198
2	16.036	23.061	19.351	58.448
3	16.035	23.342	19.223	58.600
4	15.749	22.982	19.157	57.888
5	16.332	22.995	19.030	58.357
6	16.124	22.914	18.956	57.994
7	15.707	22.688	19.012	57.407
8	15.694	22.850	18.952	57.496
9	15.826	22.856	18.992	57.674
10	16.112	22.875	19.071	58.058

Tours	Secteur 1	Secteur 2	Secteur 3	mps au tour
<b>N°2 JEANVOINE Vincent</b>				
1	19.040	36.160	19.669	1:14.869
2	16.343	23.317	19.408	59.068
3	16.415	23.590	19.628	59.633
4	16.519	23.174	19.384	59.077
5	16.083	23.099	19.358	58.540
6	16.040	22.950	19.138	58.128
7	15.974	23.201	19.244	58.419
8	16.095	23.125	19.220	58.440
9	15.948	22.944	19.170	58.062
10	15.891	23.068	19.122	58.081

Tours	Secteur 1	Secteur 2	Secteur 3	mps au tour
<b>N°3 PENNEQUIN Pierre-Alexandre</b>				
1	18.568	24.117	19.932	1:02.617
2	16.736	23.265	19.175	59.176
3	15.998	22.886	19.355	58.239
4	16.016	23.068	19.147	58.231
5	15.865	22.816	18.877	57.558
6	15.644	22.752	18.929	57.325
7	16.122	23.256	19.258	58.636
8	16.258	22.747	18.952	57.957
9	15.805	22.761	18.878	57.444
10	15.870	23.523	19.072	58.465

Tours	Secteur 1	Secteur 2	Secteur 3	mps au tour
<b>N°4 LANDAIS Thomas</b>				
1	18.949	24.664	19.787	1:03.400
2	16.354	23.305	19.490	59.149
3	16.044	23.088	19.225	58.357
4	16.030	23.155	19.432	58.617
5	16.052	23.179	19.042	58.273
6	15.871	23.040	19.121	58.032
7	16.277	23.210	19.056	58.543

Tours	Secteur 1	Secteur 2	Secteur 3	mps au tour
8	16.444	23.354	19.648	59.446
9	16.249	23.252	19.113	58.614
10	15.937	24.281	20.153	1:00.371

Tours	Secteur 1	Secteur 2	Secteur 3	mps au tour
<b>N°5 POZZOLI Xavier</b>				
1	18.703	24.327	19.323	1:02.353
2	16.783	23.588	19.241	59.612
3	15.916	22.916	19.160	57.992
4	15.913	22.934	19.337	58.184
5	16.355	22.827	18.933	58.115
6	15.673	22.791	19.233	57.697
7	15.741	22.691	18.919	57.351
8	15.903	22.747	18.904	57.554
9	15.868	22.720	18.902	57.490
10	15.866	23.334	18.977	58.177

Tours	Secteur 1	Secteur 2	Secteur 3	mps au tour
<b>N°6 MIQUEL Antoine</b>				
1	19.059	25.728	19.611	1:04.398
2	16.662	23.990	19.836	1:00.488
3	16.220	23.277	19.224	58.721
4	16.061	23.138	19.258	58.457
5	15.963	23.117	19.320	58.400
6	15.833	22.909	19.113	57.855
7	15.894	22.914	19.157	57.965
8	15.951	22.917	19.506	58.374
9	16.218	23.586	19.209	59.013
10	15.941	23.381	20.948	1:00.270

Tours	Secteur 1	Secteur 2	Secteur 3	mps au tour
<b>N°7 RAMBAUD Sébastien</b>				
1	18.871	24.832	19.853	1:03.556
2	16.196	23.274	19.347	58.817
3	16.239	22.950	19.280	58.469
4	16.380	23.007	19.116	58.503
5	15.862	22.799	19.113	57.774
6	16.498	23.390	19.065	58.953
7	16.394	23.057	19.093	58.544
8	16.525	22.788	19.144	58.457
9	17.490	23.103	19.131	59.724
10	15.909	22.815	19.008	57.732

Tours	Secteur 1	Secteur 2	Secteur 3	mps au tour
<b>N°8 DEHEEGHER Rémi</b>				
1	19.570	24.894	19.756	1:04.220
2	16.483	24.044	19.830	1:00.357
3	16.456	24.069	19.212	59.737
4	16.045	22.964	19.155	58.164

Tours	Secteur 1	Secteur 2	Secteur 3	mps au tour
5	16.416	23.588	19.953	59.957
6	16.841	23.606	18.992	59.439

Tours	Secteur 1	Secteur 2	Secteur 3	mps au tour
<b>N°9 VAISON Mathias</b>				
1	18.627	25.639	19.856	1:04.122
2	16.538	23.443	19.487	59.468
3	16.135	23.072	19.236	58.443
4	16.128	23.012	19.244	58.384
5	15.887	22.907	19.060	57.854
6	15.981	23.050	19.246	58.277
7	16.234	23.315	19.033	58.582
8	16.602	22.917	18.980	58.499
9	16.700	23.099	19.200	58.999
10	15.964	22.873	19.275	58.112

Tours	Secteur 1	Secteur 2	Secteur 3	mps au tour
<b>N°10 GIMBERT Maxime</b>				
1	19.562	25.808	20.072	1:05.442
2	16.305	23.277	20.131	59.713
3	17.041	23.518	19.637	1:00.196
4	16.254	23.118	19.317	58.689
5	16.090	23.644	19.592	59.326
6	16.218	23.667	19.627	59.512
7	16.273	23.937	19.705	59.915
8	16.118	23.855	19.481	59.454
9	16.464	23.364	19.437	59.265
10	16.072	23.126	19.217	58.415

Tours	Secteur 1	Secteur 2	Secteur 3	mps au tour
<b>N°12 HODIER Thomas</b>				
1	18.545	25.016	19.614	1:03.175
2	16.670	24.231	19.822	1:00.723
3	16.286	23.211	19.134	58.631
4	16.515	23.232	19.377	59.124
5	16.613	23.965	19.554	1:00.132
6	16.623	23.402	19.198	59.223
7	16.689	23.206	19.226	59.121
8	16.184	23.086	19.235	58.505
9	16.134	23.174	19.246	58.554
10	16.052	23.173	19.183	58.408

Tours	Secteur 1	Secteur 2	Secteur 3	mps au tour
<b>N°14 FALCHERO Julien</b>				
1	18.941	24.283	19.351	1:02.575
2	16.710	24.084	19.344	1:00.138
3	16.378	23.039	19.152	58.569
4	16.034	22.983	19.123	58.140
5	15.813	22.918	19.058	57.789




**Rotax Max**
**Rotax Max**  
**Manche 2 (M2)**  
**Analyse des tours**

Pour information, sans valeur officielle

Tours	Secteur 1	Secteur 2	Secteur 3	mps au tour
6	16.476	23.244	<b>19.004</b>	58.724
7	<b>15.771</b>	<b>22.772</b>	19.302	57.845
8	15.806	23.550	19.022	58.378
9	15.885	22.809	19.013	<b>57.707</b>
10	16.323	22.958	19.500	58.781

**N°15 TROUTTET Victor**

1	<b>18.569</b>	<b>25.474</b>	<b>20.402</b>	<b>1:04.445</b>
2	<b>16.459</b>	<b>23.935</b>	<b>19.904</b>	<b>1:00.298</b>

**N°16 VALENTIN Brice**

1	<b>18.433</b>	<b>25.037</b>	<b>19.965</b>	<b>1:03.435</b>
2	<b>16.452</b>	<b>24.810</b>	20.263	<b>1:01.525</b>
3	16.657	<b>24.280</b>	<b>19.554</b>	<b>1:00.491</b>
4	<b>16.188</b>	<b>23.067</b>	<b>19.295</b>	<b>58.550</b>
5	<b>15.898</b>	23.396	19.367	58.661
6	16.356	24.224	19.297	59.877
7	16.152	24.999	19.438	1:00.589
8	16.128	23.638	19.355	59.121
9	16.091	23.150	19.354	58.595
10	16.084	23.140	<b>19.292</b>	<b>58.516</b>

**N°18 SPIRLI Julien**

1	<b>23.139</b>	<b>24.543</b>	<b>19.755</b>	<b>1:07.437</b>
2	<b>16.281</b>	<b>23.476</b>	<b>19.585</b>	<b>59.342</b>
3	<b>16.271</b>	24.317	<b>19.393</b>	59.981
4	<b>15.993</b>	<b>23.185</b>	<b>19.366</b>	<b>58.544</b>
5	16.044	23.658	<b>19.174</b>	58.876
6	16.572	23.861	<b>19.047</b>	59.480
7	16.714	23.437	20.095	1:00.246
8	17.073	24.237	19.484	1:00.794
9	16.805	23.981	19.539	1:00.325
10	16.179	23.695	19.433	59.307

**N°19 EVRARD Paul**

1	<b>18.321</b>	<b>23.813</b>	<b>20.569</b>	<b>1:02.703</b>
2	<b>16.714</b>	<b>23.574</b>	<b>19.363</b>	<b>59.651</b>
3	<b>15.908</b>	<b>23.214</b>	<b>19.162</b>	<b>58.284</b>
4	15.994	<b>22.873</b>	19.370	<b>58.237</b>
5	16.006	<b>22.857</b>	<b>18.839</b>	<b>57.702</b>
6	<b>15.738</b>	<b>22.797</b>	19.119	<b>57.654</b>
7	15.806	<b>22.680</b>	19.034	<b>57.520</b>
8	15.907	22.728	18.964	57.599
9	15.799	22.689	18.907	<b>57.395</b>
10	15.927	24.340	19.297	59.564

**N°20 LEGUAY Bastien**

1	<b>18.671</b>	<b>30.953</b>	<b>19.252</b>	<b>1:08.876</b>
2	<b>15.953</b>	<b>23.430</b>	19.324	<b>58.707</b>
3	23.973	25.666	20.667	1:10.306

**N°21 PETIT Kevin**

1	<b>18.667</b>	<b>24.264</b>	<b>19.562</b>	<b>1:02.493</b>
2	<b>17.017</b>	<b>23.829</b>	<b>19.260</b>	<b>1:00.106</b>
3	<b>15.980</b>	<b>23.003</b>	<b>19.175</b>	<b>58.158</b>
4	16.046	23.055	19.238	58.339
5	16.276	<b>22.939</b>	<b>19.057</b>	58.272
6	16.636	23.146	19.068	58.850
7	<b>15.802</b>	<b>22.702</b>	19.319	<b>57.823</b>
8	15.900	22.839	19.075	<b>57.814</b>
9	16.086	23.076	19.164	58.326
10	16.236	23.069	19.288	58.593

**N°22 AGOULON Quentin**

1	<b>19.134</b>	<b>24.917</b>	<b>19.586</b>	<b>1:03.637</b>
2	<b>16.473</b>	<b>23.875</b>	<b>19.563</b>	<b>59.911</b>
3	<b>16.108</b>	<b>23.020</b>	<b>19.402</b>	<b>58.530</b>
4	16.125	23.168	19.416	58.709
5	<b>16.075</b>	23.204	<b>19.114</b>	<b>58.393</b>
6	<b>15.941</b>	23.024	19.193	<b>58.158</b>
7	<b>15.898</b>	<b>22.882</b>	19.118	<b>57.898</b>
8	15.921	23.090	19.427	58.438
9	16.512	23.326	<b>19.066</b>	58.904
10	15.981	23.580	19.330	58.891

**N°23 PENNEQUIN Jean-Baptiste**

1	<b>17.879</b>	<b>23.970</b>	<b>20.352</b>	<b>1:02.201</b>
2	<b>16.522</b>	<b>23.165</b>	<b>19.321</b>	<b>59.008</b>
3	<b>16.055</b>	<b>23.035</b>	19.364	<b>58.454</b>
4	<b>15.970</b>	23.788	19.371	59.129
5	16.305	23.187	<b>19.107</b>	58.599
6	16.219	<b>22.941</b>	19.159	<b>58.319</b>
7	<b>15.860</b>	22.965	19.513	58.338
8	16.056	23.509	<b>19.091</b>	58.656
9	15.980	22.976	<b>19.003</b>	<b>57.959</b>
10	16.096	22.956	19.194	58.246

**N°25 BENES Eva**

1	<b>18.055</b>	<b>24.025</b>	<b>19.472</b>	<b>1:01.552</b>
2	<b>15.915</b>	<b>22.950</b>	<b>19.237</b>	<b>58.102</b>
3	16.109	23.270	<b>19.205</b>	58.584

Tours	Secteur 1	Secteur 2	Secteur 3	mps au tour
4	<b>15.878</b>	23.035	<b>18.974</b>	<b>57.887</b>
5	16.433	22.986	<b>18.957</b>	58.376
6	<b>15.859</b>	<b>22.851</b>	<b>18.908</b>	<b>57.618</b>
7	<b>15.750</b>	<b>22.733</b>	<b>18.898</b>	<b>57.381</b>
8	<b>15.686</b>	<b>22.710</b>	18.972	<b>57.368</b>
9	15.854	22.813	<b>18.888</b>	57.555
10	16.053	22.777	18.909	57.739

**N°27 BECQ Gautier**

1	<b>19.035</b>	<b>24.916</b>	<b>19.634</b>	<b>1:03.585</b>
2	<b>16.637</b>	<b>23.812</b>	20.799	<b>1:01.248</b>
3	<b>16.398</b>	24.210	<b>19.432</b>	<b>1:00.040</b>
4	<b>16.064</b>	<b>23.183</b>	<b>19.099</b>	<b>58.346</b>
5	<b>15.916</b>	23.580	19.578	59.074
6	16.877	24.489	<b>19.084</b>	1:00.450
7	16.353	23.783	19.703	59.839
8	15.930	<b>22.933</b>	19.153	<b>58.016</b>
9	15.926	23.008	19.099	58.033
10	<b>15.905</b>	23.030	19.479	58.414

**N°30 REVIRIAULT Emmanuel**


1	<b>18.073</b>	<b>24.052</b>	<b>19.869</b>	<b>1:01.994</b>
2	<b>16.188</b>	<b>23.122</b>	<b>19.151</b>	<b>58.461</b>
3	<b>16.165</b>	23.254	26.522	1:05.941
4	16.431	24.339	19.370	1:00.140
5	<b>15.873</b>	24.533	19.213	59.619
6	<b>15.812</b>	23.667	<b>19.004</b>	58.483
7	17.159	23.585	19.419	1:00.163
8	16.519	<b>23.059</b>	19.017	58.595
9	15.898	<b>22.829</b>	<b>18.889</b>	<b>57.616</b>
10	15.845	23.013	19.451	58.309

**N°39 BONNAN Arnaud**

1	<b>19.487</b>	<b>25.373</b>	<b>19.696</b>	<b>1:04.556</b>
2	<b>16.534</b>	<b>23.911</b>	20.636	<b>1:01.081</b>

**N°50 DEPTUCH Joel**

1	<b>17.296</b>	<b>24.715</b>	<b>20.438</b>	<b>1:02.449</b>
2	<b>16.956</b>	<b>23.837</b>	<b>19.271</b>	<b>1:00.064</b>
3	<b>15.871</b>	<b>22.944</b>	<b>19.180</b>	<b>57.995</b>
4	15.980	23.185	19.278	58.443
5	<b>15.807</b>	<b>22.859</b>	<b>18.982</b>	<b>57.648</b>
6	15.818	22.863	19.753	58.434
7	<b>15.740</b>	<b>22.732</b>	<b>18.975</b>	<b>57.447</b>
8	15.951	22.813	18.980	57.744




**Rotax Max**
**Rotax Max**  
**Manche 2 (M2)**  
**Analyse des tours**

Pour information, sans valeur officielle

Tours	Secteur 1	Secteur 2	Secteur 3	mps au tour
9	15.832	22.911	19.082	57.825
10	15.764	23.447	19.158	58.369

**N°55 COOL Michael**

Tours	Secteur 1	Secteur 2	Secteur 3	mps au tour
1	17.649	23.520	19.387	1:00.556
2	16.241	23.124	19.433	58.798
3	16.172	24.455	19.281	59.908
4	15.915	22.877	19.088	57.880
5	16.037	22.800	18.979	57.816
6	15.800	22.752	19.017	57.569
7	15.787	22.682	18.933	57.402
8	15.688	22.868	19.035	57.591
9	15.846	22.800	18.910	57.556
10	15.865	22.709	18.980	57.554

**N°62 PETIT Hubert**

Tours	Secteur 1	Secteur 2	Secteur 3	mps au tour
1	18.689	23.699	19.906	1:02.294
2	16.156	22.959	19.153	58.268
3	16.248	22.955	19.268	58.471
4	15.947	22.919	19.047	57.913
5	16.045	22.866	19.338	58.249
6	15.763	22.736	19.151	57.650
7	16.286	22.737	18.996	58.019
8	15.803	22.842	19.075	57.720
9	15.830	22.849	19.015	57.694
10	15.845	22.763	18.994	57.602

**N°85 MARTINI Cecile**

Tours	Secteur 1	Secteur 2	Secteur 3	mps au tour
1	19.288	25.518	19.828	1:04.634
2	16.648	23.851	19.969	1:00.468
3	17.048	23.308	19.513	59.869
4	16.521	23.004	19.486	59.011
5	15.959	23.999	19.470	59.428
6	16.131	23.591	19.592	59.314
7	16.225	24.148	19.321	59.694
8	16.291	23.251	19.234	58.776
9	16.062	23.079	19.345	58.486
10	16.083	23.019	19.344	58.446

**N°91 PICOT Nicolas**

Tours	Secteur 1	Secteur 2	Secteur 3	mps au tour
1	17.528	23.798	19.288	1:00.614
2	16.069	23.167	19.177	58.413
3	16.112	23.016	19.205	58.333
4	16.011	22.970	19.153	58.134
5	15.884	22.852	19.118	57.854

Tours	Secteur 1	Secteur 2	Secteur 3	mps au tour
6	15.839	22.796	19.101	57.736
7	15.891	22.708	19.052	57.651
8	15.785	22.748	19.058	57.591
9	15.841	22.806	19.068	57.715
10	16.055	22.777	18.968	57.800

**N°92 FOTIA Anthony**

Tours	Secteur 1	Secteur 2	Secteur 3	mps au tour
1	17.599	23.992	19.873	1:01.464
2	16.303	23.047	19.178	58.528
3	15.841	23.298	19.236	58.375
4	15.944	22.924	18.985	57.853
5	16.612	22.814	19.035	58.461
6	15.763	22.813	19.375	57.951
7	15.892	23.043	19.134	58.069
8	15.859	22.786	19.068	57.713
9	15.936	22.832	19.116	57.884
10	15.994	24.637	19.258	59.889

**N°93 WILLIAMSON Andrew**

Tours	Secteur 1	Secteur 2	Secteur 3	mps au tour
1	18.915	26.591	19.935	1:05.441
2	16.279	23.813	19.596	59.688
3	17.001	23.506	19.644	1:00.151
4	16.559	23.246	20.365	1:00.170
5	16.218	23.332	19.423	58.973
6	16.178	23.403	19.472	59.053
7	16.344	23.504	19.572	59.420
8	16.071	23.814	19.558	59.443
9	16.768	23.889	19.706	1:00.363
10	16.278	23.806	19.616	59.700

**N°94 ANTIER Antoine**

Tours	Secteur 1	Secteur 2	Secteur 3	mps au tour
1	18.864	25.792	20.062	1:04.718
2	16.807	23.987	20.347	1:01.141
3	16.584	25.066	20.165	1:01.815
4	16.351	23.060	19.731	59.142
5	16.150	23.100	19.240	58.490
6	16.150	23.375	19.461	58.986

**N°95 FRAISSE Vincent**

Tours	Secteur 1	Secteur 2	Secteur 3	mps au tour
1	19.142	24.343	19.715	1:03.200
2	16.482	23.396	19.787	59.665
3	16.497	23.395	19.438	59.330
4	16.096	23.367	19.838	59.301
5	16.104	23.090	19.844	59.038
6	16.084	23.068	19.367	58.519


Tours	Secteur 1	Secteur 2	Secteur 3	mps au tour
7	16.045	22.881	19.531	58.457
8	16.153	22.851	19.271	58.275
9	16.230	23.093	18.999	58.322
10	16.043	22.894	19.691	58.628

**N°96 MIALLY Thomas**

Tours	Secteur 1	Secteur 2	Secteur 3	mps au tour
1	19.686	25.322	19.677	1:04.685
2	16.257	23.548	20.315	1:00.120
3	16.957	23.517	19.506	59.980
4	16.142	23.141	19.312	58.595
5	16.502	24.395	19.691	1:00.588
6	15.969	23.648	19.597	59.214
7	15.921	35.224	26.902	1:18.047

**N°99 AGUILLON Valentin**

Tours	Secteur 1	Secteur 2	Secteur 3	mps au tour
1	18.321	25.347	20.027	1:03.695
2	16.631	24.347	20.192	1:01.170
3	16.310	23.236	19.430	58.976
4	16.908	51.044	20.954	1:28.906
5	16.213	23.280	19.928	59.421
6	16.208	23.133	19.264	58.605
7	15.919	23.255	19.360	58.534
8	16.295	23.181	19.303	58.779
9	16.241	23.211	19.281	58.733
10	16.030	23.370	19.385	58.785





**Rotax Max**

**Rotax Max**  
**Manche 2 (M2)**  
**Grille de départ**

**Document 11**

Sous réserve du contrôle technique ou d'incidents d'ordre sportif

15	TROUTTET Victor	36	93	WILLIAMSON Andrew
85	MARTINI Cecile	35	10	GIMBERT Maxime
2	JEANVOINE Vincent	34	12	HODIER Thomas
16	VALENTIN Brice	33	96	MIALLY Thomas
8	DEHEEGHER Rémi	32	27	BECQ Gautier
22	AGOULON Quentin	31	39	BONNAN Arnaud
99	AGUILLON Valentin	30	4	LANDAIS Thomas
6	MIQUEL Antoine	29	94	ANTIER Antoine
5	POZZOLI Xavier	28	95	FRAISSE Vincent
20	LEGUAY Bastien	27	7	RAMBAUD Sébastien
92	FOTIA Anthonv	26	14	FALCHERO Julien
23	PENNEQUIN Jean-Baptiste	25	9	VAISON Mathias
21	PETIT Kevin	24	18	SPIRLI Julien
19	EVRRARD Paul	23	29	MELET Matthieu
62	PETIT Hubert	22	3	PENNEQUIN Pierre-Alexandre
50	DEPTUCH Joel	21	91	PICOT Nicolas
55	COOL Michael	20	30	REVIRIAULT Emmanuel
25	BENES Eva	19	1	COUSIN Jules
		18		
		17		
		16		
		15		
		14		
		13		
		12		
		11		
		10		
		9		
		8		
		7		
		6		
		5		
		4		
		3		
		2		
		1		

POLE POSITION



Départ : 17/05 - 16:00 10 Tours = 0,000 Km

NSK Varennes 16-18/05/2014

NSK

Page 1 / 1

Apex Timing 



www.mon  perso.com

