
DD2 & Gen.
**Finale (C2)
 Résultats**
Document 19.1 OFFICIEL

Sous réserve du contrôle technique ou d'incidents d'ordre sportif

Cl	N°	Classe	Pilote	Chassis	Tours	Ecart	Interv.	Meilleur tour	Pénalité
1	23	DD2	FINKELSTEIN Alexandre	Tony	20			1:02.010	
2	17	DD2	DE RUWE Xen	Formula-K	20	0.329	0.329	1:01.897	
3	11	DD2	AFONSO Jules	Tony	20	0.755	0.426	1:01.728	
4	1	DD2-M	ADAMS Christophe	Formula-K	20	0.917	0.162	1:01.973	
5	14	DD2	GRAVOUILLE Maxime	Sodi	20	1.675	0.758	1:01.972	
6	2	DD2-M	BERTEAUX Guillaume	Birel	20	3.708	2.033	1:02.125	
7	19	DD2-M	BERTEAUX Marc	Birel	20	8.995	5.287	1:02.174	
8	15	DD2-M	HIPP Charly	CRG	20	9.845	0.850	1:02.438	
9	94	DD2	RENAUDIN Julien	Sodi	20	13.921	4.076	1:02.290	
10	4	DD2-M	CAPIETTO Guillaume	Art-Gp	20	14.112	0.191	1:02.631	
11	12	DD2-M	WLAZLIK Jean-François	CRG	20	16.315	2.203	1:02.368	
12	25	DD2	PEARCE Patrick	Tony	20	25.274	8.959	1:01.915	
13	8	DD2-M	BOURDON Florian	Kosmic	20	25.550	0.276	1:03.231	
14	9	DD2-M	PANSART Guy	Sodi	20	10.223		1:02.189	+5p
15	10	DD2-M	CAMUS Mathieu	Sodi	20	34.153	23.930	1:03.273	
16	6	DD2-M	PARMENTIER Sébastien	Kosmic	20	56.373	22.220	1:04.644	
17	46	DD2-M	LAMBERT Florent	Tony	15	5 Tours	5 Tours	1:02.322	
18	3	DD2	MECHIN Maxime	Sodi	14	6 Tours	1 Tour	1:03.646	
19	7	DD2	COURSAULT Alexis	Birel	13	7 Tours	1 Tour	1:01.907	
20	5	DD2-M	ROUXEL Franck	Sodi	1	19 Tours	12 Tours	1:06.936	

N°9 PANSART Guy : 5 Places - Anticipation départ - Art. 19 du RSN 2013.

Non classés

20	DD2	CONEYS Ulysse	Tony		Non partant			
----	-----	---------------	------	--	-------------	--	--	--

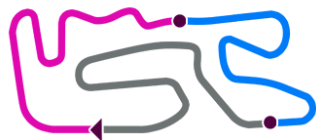
Tête de course : N°17 DE RUWE Xen (1-4) / N°23 FINKELSTEIN Alexandre (5-12) / N°17 DE RUWE Xen (13-16) / N°23 FINKELSTEIN Alexandre (17-20)

Départ : 28/04 - 13:04:03

Meilleur tour : N°11 AFONSO Jules 1:01.728

Météo : Légèrement nuageux Air : 8°C Piste : Sèche

Ancien record de l'épreuve : N°11 AFONSO Jules 1:01.991



DD2 & Gen.

Finale (C2) Tableau des tours

Pour information, sans valeur officielle

	1	2	3	4	5	6	7	8	9	10	11	12	13	14	15	16	17	18	19	20	21
Grille	17	14	1	23	25	11	2	7	15	9	46	94	19	4	8	10	3	12	6	20	5
Départ	17	14	23	1	25	2	15	11	46	7	9	94	19	8	4	3	10	6	12	5	
Tour 1 Intervalle	17	23 0.6	14 0.2	1 0.1	25 0.2	2 0.1	15 0.2	11 0.0	46 0.8	94 0.2	7 0.3	9 0.2	19 0.3	4 0.3	8 0.1	3 0.6	12 1.1	12 0.2	10 0.3	6 0.4	
Tour 2	17	23 0.2	14 0.5	1 0.1	25 0.0	2 0.2	11 0.2	15 0.7	7 0.7	46 0.2	9 0.2	94 0.1	19 0.1	4 0.9	8 0.4	3 0.8	12 1.5	10 1.0	6 0.9		
Tour 3	17	23 0.1	14 0.7	25 0.3	2 0.6	11 0.1	1 0.2	15 0.5	7 0.2	46 0.8	9 0.3	19 0.2	94 0.4	4 0.8	8 0.8	3 1.1	12 0.4	10 2.3	6 1.6		
Tour 4	17	23 0.1	14 0.5	25 0.1	2 0.9	11 0.1	1 0.2	15 0.9	7 0.2	46 0.5	9 0.2	19 0.2	94 0.5	4 1.3	8 1.2	12 1.8	3 0.5	10 1.8	6 2.7		
Tour 5	23	17 0.2	14 0.7	25 0.1	11 0.5	1 0.3	2 0.1	7 0.5	15 0.6	46 0.5	19 0.8	9 0.2	94 0.2	4 1.3	8 1.5	12 1.1	3 1.7	10 1.6	6 4.0		
Tour 6	23	17 0.1	14 0.5	25 0.2	11 0.1	1 0.6	2 0.1	7 0.3	15 1.1	46 0.3	19 0.7	9 0.5	94 0.6	4 1.1	8 2.2	12 0.1	3 3.1	10 1.4	6 5.2		
Tour 7	23	17 0.3	14 0.4	11 0.9	25 0.1	1 0.1	2 0.2	7 0.1	15 1.7	46 0.4	19 0.6	9 0.2	94 0.9	4 1.2	12 2.3	8 0.7	3 3.5	10 1.2	6 6.6		
Tour 8	23	17 0.2	14 0.5	11 0.8	1 0.3	25 0.5	2 0.1	7 0.1	15 1.9	19 1.1	9 0.1	46 0.6	94 0.2	4 1.2	12 2.1	8 1.7	3 3.8	10 0.9	6 8.3		
Tour 9	23	17 0.2	14 0.5	11 0.8	1 0.1	25 1.1	2 0.1	7 0.2	15 2.1	19 0.5	9 0.3	46 0.8	94 0.3	4 1.1	12 2.0	8 2.5	3 4.4	10 0.1	6 10.0		
Tour 10	23	17 0.2	14 0.5	11 0.5	1 0.3	25 1.3	2 0.0	7 0.1	19 3.0	15 0.1	9 0.2	46 1.0	94 0.6	4 0.9	12 1.8	8 3.2	3 4.9	10 0.2	6 11.0		
Tour 11	23	17 0.1	14 0.5	11 0.2	1 0.2	25 1.8	2 0.1	7 0.5	19 2.8	15 0.4	9 0.2	46 0.9	94 0.6	4 0.9	12 2.1	8 3.7	10 5.3	3 0.1	6 12.0		
Tour 12	23	17 0.2	11 0.9	1 0.1	14 0.2	25 1.5	2 0.1	7 0.5	19 2.9	15 0.5	9 0.2	46 1.1	94 0.6	4 0.7	12 2.1	8 4.5	10 5.3	3 0.2	6 12.9		
Tour 13	17	23 0.1	11 0.8	1 0.1	14 0.2	2 1.8	25 0.7	7 0.1	19 2.7	15 0.6	9 0.2	46 1.1	94 0.6	4 0.7	12 2.1	8 5.3	10 5.4	3 1.7	6 12.5		
Tour 14	17	23 0.1	11 0.7	1 0.2	14 0.3	2 1.9	19 4.0	15 0.4	9 0.3	46 1.2	94 0.4	4 0.7	12 2.3	8 6.0	25 3.8	10 2.0	6 3.6	6 11.4			
Tour 15	17	23 0.1	11 0.6	1 0.2	14 0.5	2 1.8	19 4.2	15 0.7	9 0.2	46 1.6	94 0.2	4 0.8	12 2.2	8 6.5	25 3.0	10 2.9	6 16.9				
Tour 16	17	23 0.1	11 0.4	1 0.3	14 0.4	2 2.0	19 4.5	15 0.6	9 0.3	94 2.2	4 0.8	12 2.0	8 7.1	25 2.8	10 3.4	6 18.2					
Tour 17	23	17 0.3	11 0.2	1 0.2	14 0.3	2 1.9	19 4.7	15 0.6	9 0.3	94 2.6	4 0.7	12 1.9	8 7.7	25 1.9	10 5.0	6 18.9					
Tour 18	23	17 0.3	11 0.2	1 0.2	14 0.4	2 1.9	19 5.1	15 0.6	9 0.3	94 2.8	4 0.5	12 2.3	8 8.0	25 1.4	10 6.1	6 19.9					
Tour 19	23	17 0.2	11 0.4	1 0.2	14 0.4	2 2.0	19 5.1	15 0.8	9 0.4	94 3.0	4 0.2	12 2.3	8 8.7	25 0.7	10 7.4	6 20.9					
Tour 20	23	17 0.3	11 0.4	1 0.1	14 0.7	2 2.0	19 5.2	15 0.8	9 0.3	94 3.6	4 0.1	12 2.2	25 8.9	8 0.2	10 8.6	6 22.2					

DD2 & Gen.
Finale (C2)
Analyse des tours

Pour information, sans valeur officielle

Tours	Secteur 1	Secteur 2	Secteur 3	mps au tour
N°1 ADAMS Christophe				
1	23.458	18.950	22.407	1:04.815
2	21.909	18.360	22.279	1:02.548
3	22.905	18.373	22.131	1:03.409
4	21.672	18.429	22.091	1:02.192
5	21.709	18.648	22.098	1:02.455
6	21.622	18.319	22.146	1:02.087
7	21.588	18.439	22.107	1:02.134
8	21.691	18.276	22.036	1:02.003
9	21.594	18.382	22.078	1:02.054
10	21.785	18.387	22.155	1:02.327
11	21.512	18.381	22.080	1:01.973
12	21.687	18.684	22.137	1:02.508
13	21.815	18.434	22.148	1:02.397
14	21.813	18.535	22.117	1:02.465
15	21.738	18.485	22.185	1:02.408
16	21.841	18.501	22.180	1:02.522
17	21.885	18.574	22.292	1:02.751
18	21.787	18.447	22.189	1:02.423
19	21.895	18.517	22.210	1:02.622
20	21.778	18.431	22.272	1:02.481

Tours	Secteur 1	Secteur 2	Secteur 3	mps au tour
N°2 BERTEAUX Guillaume				
1	23.865	18.695	22.389	1:04.949
2	21.985	18.391	22.135	1:02.511
3	22.161	18.389	22.152	1:02.702
4	21.686	18.425	22.145	1:02.256
5	21.645	19.234	22.096	1:02.975
6	21.705	18.415	22.005	1:02.125
7	21.687	18.325	22.140	1:02.152
8	22.010	18.408	22.047	1:02.465
9	22.074	18.437	22.176	1:02.687
10	21.877	18.386	22.209	1:02.472
11	21.812	18.600	22.057	1:02.469
12	21.848	18.380	22.304	1:02.532
13	21.909	18.479	22.230	1:02.618
14	21.939	18.534	22.147	1:02.620
15	21.808	18.505	22.176	1:02.489
16	21.856	18.511	22.231	1:02.598
17	21.792	18.514	22.216	1:02.522
18	21.888	18.486	22.203	1:02.577
19	21.940	18.475	22.291	1:02.706
20	21.847	18.585	22.336	1:02.768

Tours	Secteur 1	Secteur 2	Secteur 3	mps au tour
N°3 MECHIN Maxime				
1	24.719	19.197	22.911	1:06.827
2	22.326	18.724	22.763	1:03.813
3	22.290	18.832	22.660	1:03.782
4	23.075	18.783	22.652	1:04.510
5	22.158	18.836	22.677	1:03.671
6	22.290	18.816	22.723	1:03.829
7	22.218	18.822	22.606	1:03.646
8	22.355	18.871	22.569	1:03.795
9	22.197	19.100	22.727	1:04.024

Tours	Secteur 1	Secteur 2	Secteur 3	mps au tour
10	22.316	18.928	22.829	1:04.073
11	22.674	18.789	22.685	1:04.148
12	22.498	18.806	22.473	1:03.777
13	22.905	19.647	22.694	1:05.246
14	24.080	18.841	23.063	1:05.984

Tours	Secteur 1	Secteur 2	Secteur 3	mps au tour
N°4 CAPIETTO Guillaume				
1	24.493	19.054	22.553	1:06.100
2	22.329	18.765	22.304	1:03.398
3	22.139	18.543	22.422	1:03.104
4	22.010	18.516	22.303	1:02.829
5	22.014	18.541	22.328	1:02.883
6	21.927	18.413	22.291	1:02.631
7	21.885	18.412	22.364	1:02.661
8	21.823	18.478	22.341	1:02.642
9	21.978	18.487	22.323	1:02.788
10	22.023	18.656	22.336	1:03.015
11	22.031	18.530	22.259	1:02.820
12	22.002	18.547	22.240	1:02.789
13	21.949	18.581	22.373	1:02.903
14	21.933	18.509	22.356	1:02.798
15	22.174	18.612	22.282	1:03.068
16	22.086	18.565	22.638	1:03.289
17	22.096	18.592	22.410	1:03.098
18	21.959	18.624	22.301	1:02.884
19	22.063	18.647	22.307	1:03.017
20	22.142	18.551	22.700	1:03.393

Tours	Secteur 1	Secteur 2	Secteur 3	mps au tour
N°5 ROUXEL Franck				
1	24.403	19.647	22.886	1:06.936

Tours	Secteur 1	Secteur 2	Secteur 3	mps au tour
N°6 PARMENTIER Sébastien				
1	25.316	20.094	23.231	1:08.641
2	22.870	19.178	23.198	1:05.246
3	22.590	18.956	23.156	1:04.702
4	22.637	19.102	22.905	1:04.644
5	22.621	19.085	23.019	1:04.725
6	22.861	19.133	22.884	1:04.878
7	22.466	19.220	23.134	1:04.820
8	22.847	19.195	23.105	1:05.147
9	22.692	19.353	22.919	1:04.964
10	22.763	19.170	23.189	1:05.122
11	22.641	19.191	23.075	1:04.907
12	22.677	19.163	22.913	1:04.753
13	22.571	19.274	22.936	1:04.781
14	22.544	19.215	23.168	1:04.927
15	23.130	19.125	23.200	1:05.455
16	22.755	19.144	23.341	1:05.240
17	22.892	19.269	22.985	1:05.146
18	22.805	19.122	23.143	1:05.070
19	22.875	19.093	23.211	1:05.179
20	22.893	19.318	23.353	1:05.564

Tours	Secteur 1	Secteur 2	Secteur 3	mps au tour
N°7 COURSAULT Alexis				
1	24.713	18.878	22.366	1:05.957

Tours	Secteur 1	Secteur 2	Secteur 3	mps au tour
2	21.919	18.468	22.160	1:02.547
3	21.692	18.273	22.182	1:02.147
4	22.244	18.236	22.154	1:02.634
5	21.694	18.306	21.999	1:01.999
6	21.550	18.287	22.070	1:01.907
7	21.535	18.365	22.043	1:01.943
8	22.036	18.411	22.056	1:02.503
9	21.948	18.734	22.072	1:02.754
10	21.772	18.456	22.167	1:02.395
11	21.777	18.960	22.126	1:02.863
12	21.857	18.450	22.174	1:02.481
13	22.102	18.568	22.282	1:02.952

Tours	Secteur 1	Secteur 2	Secteur 3	mps au tour
N°8 BOURDON Florian				
1	24.797	19.142	22.550	1:06.489
2	22.378	18.772	22.552	1:03.702
3	22.250	18.700	22.528	1:03.478
4	22.111	18.695	22.425	1:03.231
5	22.110	18.646	22.487	1:03.243
6	22.131	18.607	22.549	1:03.287
7	22.321	18.680	22.472	1:03.473
8	22.259	18.676	22.519	1:03.454
9	22.205	18.803	22.466	1:03.474
10	22.195	18.778	22.606	1:03.579
11	22.264	18.622	22.713	1:03.599
12	22.084	18.841	22.669	1:03.594
13	22.250	18.828	22.623	1:03.701
14	22.357	18.666	22.677	1:03.700
15	22.179	18.719	22.566	1:03.464
16	22.235	18.673	22.716	1:03.624
17	22.281	18.724	22.662	1:03.667
18	22.255	18.792	22.517	1:03.564
19	22.283	18.798	22.581	1:03.662
20	22.342	18.974	22.478	1:03.794

Tours	Secteur 1	Secteur 2	Secteur 3	mps au tour
N°9 PANSART Guy				
1	24.772	18.826	22.492	1:06.090
2	21.900	18.583	22.296	1:02.779
3	21.939	18.638	22.314	1:02.891
4	21.723	18.374	22.092	1:02.189
5	22.741	18.496	22.205	1:03.442
6	22.039	18.356	22.081	1:02.476
7	21.811	18.329	22.087	1:02.227
8	21.867	18.621	22.185	1:02.673
9	21.932	18.445	22.193	1:02.570
10	21.862	18.528	22.308	1:02.698
11	22.120	18.558	22.299	1:02.977
12	22.056	18.454	22.233	1:02.743
13	22.080	18.464	22.316	1:02.860
14	22.076	18.609	22.311	1:02.996
15	22.010	18.483	22.252	1:02.745
16	22.059	18.562	22.304	1:02.925
17	21.982	18.511	22.273	1:02.766
18	22.075	18.590	22.302	1:02.967

DD2 & Gen.
Finale (C2)
Analyse des tours

Pour information, sans valeur officielle

Tours	Secteur 1	Secteur 2	Secteur 3	mps au tour
19	22.082	18.595	22.362	1:03.039
20	22.035	18.472	22.325	1:02.832

N°10 CAMUS Mathieu

1	25.107	20.262	23.026	1:08.395
2	22.412	19.017	23.336	1:04.765
3	22.306	18.934	22.692	1:03.932
4	22.262	18.714	22.563	1:03.539
5	22.263	18.683	22.557	1:03.503
6	22.404	18.745	22.485	1:03.634
7	22.262	18.713	22.461	1:03.436
8	22.305	18.565	22.588	1:03.458
9	22.267	18.588	22.418	1:03.273
10	22.408	19.208	22.489	1:04.105
11	22.295	18.803	22.693	1:03.791
12	22.347	18.705	22.600	1:03.652
13	22.223	18.844	22.736	1:03.803
14	22.444	18.800	22.816	1:04.060
15	22.294	18.734	22.624	1:03.652
16	22.274	18.804	22.785	1:03.863
17	22.545	19.006	22.924	1:04.475
18	22.348	18.909	22.820	1:04.077
19	22.439	18.887	22.883	1:04.209
20	22.328	18.855	23.082	1:04.265

N°11 AFONSO Jules

1	24.172	18.625	22.234	1:05.031
2	21.954	18.332	22.195	1:02.481
3	22.013	18.441	22.118	1:02.572
4	21.575	18.474	22.194	1:02.243
5	21.568	18.667	22.107	1:02.342
6	21.360	18.362	22.006	1:01.728
7	21.655	18.705	22.187	1:02.547
8	21.466	18.395	22.047	1:01.908
9	21.566	18.414	22.255	1:02.235
10	21.617	18.392	22.190	1:02.199
11	21.511	18.415	22.103	1:02.029
12	21.591	18.785	22.212	1:02.588
13	21.695	18.511	22.217	1:02.423
14	21.705	18.478	22.205	1:02.388
15	21.683	18.559	22.174	1:02.416
16	21.713	18.491	22.149	1:02.353
17	21.791	18.882	22.273	1:02.946
18	21.667	18.558	22.187	1:02.412
19	21.827	18.571	22.222	1:02.620
20	21.679	18.530	22.323	1:02.532

N°12 WLAZLIK Jean-François

1				1:07.837
2				1:04.068
3				1:02.639
4				1:03.510
5				1:02.507
6				1:02.368
7				1:02.570

Tours	Secteur 1	Secteur 2	Secteur 3	mps au tour
8				1:02.450
9				1:02.644
10				1:02.892
11				1:03.069
12				1:02.778
13				1:02.913
14				1:03.051
15				1:02.903
16				1:03.069
17				1:03.016
18				1:03.264
19				1:03.036
20				1:03.269

N°14 GRAVOUILLE Maxime

1	23.352	18.979	22.545	1:04.876
2	21.873	18.347	22.334	1:02.554
3	21.676	18.285	22.213	1:02.174
4	21.654	18.337	22.091	1:02.082
5	22.367	18.341	22.141	1:02.849
6	21.662	18.292	22.056	1:02.010
7	21.737	18.378	21.961	1:02.076
8	21.598	18.268	22.106	1:01.972
9	21.784	18.301	22.197	1:02.282
10	21.785	18.456	22.231	1:02.472
11	21.755	18.431	22.171	1:02.357
12	21.661	19.312	22.263	1:03.236
13	21.840	18.446	22.161	1:02.447
14	21.903	18.459	22.150	1:02.512
15	21.948	18.486	22.181	1:02.615
16	21.780	18.461	22.219	1:02.460
17	21.833	18.544	22.227	1:02.604
18	21.890	18.502	22.143	1:02.535
19	21.839	18.503	22.284	1:02.626
20	21.996	18.451	22.338	1:02.785

N°15 HIPPE Charly

1	23.827	18.789	22.408	1:05.024
2	22.550	18.491	22.241	1:03.282
3	21.901	18.385	22.344	1:02.630
4	21.982	18.481	22.123	1:02.586
5	22.320	18.448	22.124	1:02.892
6	21.825	18.411	22.202	1:02.438
7	21.847	18.490	22.238	1:02.575
8	21.927	18.544	22.239	1:02.710
9	22.067	18.587	22.300	1:02.954
10	21.999	19.118	22.270	1:03.387
11	22.156	18.526	22.282	1:02.964
12	21.997	18.496	22.254	1:02.747
13	21.991	18.536	22.253	1:02.780
14	22.104	18.659	22.206	1:02.969
15	21.992	18.479	22.381	1:02.852
16	22.021	18.552	22.260	1:02.833
17	21.956	18.575	22.229	1:02.760

Tours	Secteur 1	Secteur 2	Secteur 3	mps au tour
18	22.089	18.603	22.280	1:02.972
19	21.954	18.617	22.293	1:02.864
20	21.971	18.583	22.382	1:02.936

N°17 DE RUWE Xen

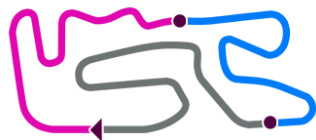
1	22.937	18.519	22.525	1:03.981
2	21.883	18.419	22.378	1:02.680
3	21.594	18.241	22.299	1:02.134
4	21.739	18.359	22.146	1:02.244
5	22.297	18.323	22.191	1:02.811
6	21.643	18.381	22.157	1:02.181
7	21.528	18.512	22.193	1:02.233
8	21.506	18.337	22.054	1:01.897
9	21.659	18.443	22.180	1:02.282
10	21.638	18.496	22.311	1:02.445
11	21.547	18.552	22.291	1:02.390
12	21.624	18.469	22.241	1:02.334
13	21.698	18.496	22.278	1:02.472
14	21.675	18.527	22.259	1:02.461
15	21.665	18.436	22.329	1:02.430
16	21.812	18.502	22.309	1:02.623
17	22.241	18.751	22.299	1:03.291
18	21.740	18.484	22.170	1:02.394
19	21.663	18.481	22.294	1:02.438
20	21.723	18.480	22.337	1:02.540

N°19 BERTEAUX Marc

1	24.760	18.814	22.535	1:06.109
2	22.068	18.505	22.238	1:02.811
3	22.101	18.480	22.235	1:02.816
4	21.835	18.280	22.059	1:02.174
5	22.322	18.517	22.118	1:02.957
6	21.761	18.345	22.089	1:02.195
7	21.803	18.516	22.159	1:02.478
8	21.728	18.856	22.179	1:02.763
9	21.876	18.337	22.171	1:02.384
10	21.824	18.564	22.342	1:02.730
11	21.919	18.406	22.299	1:02.624
12	21.882	18.465	22.279	1:02.626
13	21.889	18.467	22.407	1:02.763
14	22.007	18.720	22.347	1:03.074
15	21.856	18.453	22.319	1:02.628
16	21.879	18.686	22.313	1:02.878
17	21.915	18.529	22.347	1:02.791
18	21.991	18.499	22.431	1:02.921
19	21.957	18.528	22.261	1:02.746
20	21.910	18.476	22.512	1:02.898

N°23 FINKELSTEIN Alexandre

1	23.225	18.790	22.389	1:04.404
2	21.790	18.322	22.159	1:02.271
3	21.559	18.437	22.052	1:02.048
4	21.632	18.545	22.021	1:02.198
5	21.841	18.430	22.171	1:02.442
6	21.675	18.417	22.141	1:02.233



DD2 & Gen.

Finale (C2) Analyse des tours

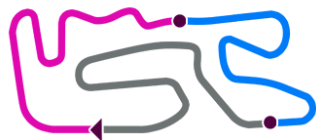
Pour information, sans valeur officielle

Tours	Secteur 1	Secteur 2	Secteur 3	mps au tour
7	21.506	18.413	22.091	1:02.010
8	21.588	18.399	22.099	1:02.086
9	21.678	18.425	22.148	1:02.251
10	21.767	18.472	22.221	1:02.460
11	21.643	18.587	22.212	1:02.442
12	21.578	18.472	22.176	1:02.226
13	21.802	18.808	22.270	1:02.880
14	21.770	18.516	22.208	1:02.494
15	21.686	18.500	22.240	1:02.426
16	21.766	18.604	22.240	1:02.610
17	21.980	18.548	22.224	1:02.752
18	21.752	18.527	22.207	1:02.486
19	21.637	18.542	22.318	1:02.497
20	21.642	18.521	22.290	1:02.453

N°25 PEARCE Patrick				
Tours	Secteur 1	Secteur 2	Secteur 3	mps au tour
1	23.562	18.925	22.449	1:04.936
2	21.890	18.387	22.122	1:02.399
3	21.899	18.353	22.054	1:02.306
4	21.566	18.335	22.014	1:01.915
5	22.360	18.440	22.070	1:02.870
6	21.681	18.409	22.035	1:02.125
7	21.698	19.014	22.168	1:02.880
8	22.213	18.383	22.088	1:02.684
9	21.986	18.467	22.244	1:02.697
10	21.796	18.447	22.233	1:02.476
11	21.770	18.460	22.200	1:02.430
12	21.728	18.524	22.295	1:02.547
13	22.596	18.573	22.321	1:03.490
14	39.974	18.940	22.500	1:21.414
15	21.893	18.554	22.288	1:02.735
16	22.081	18.650	22.612	1:03.343
17	21.799	18.571	22.472	1:02.842
18	22.087	18.627	22.319	1:03.033
19	21.912	18.623	22.383	1:02.918
20	21.751	18.675	22.385	1:02.811

N°46 LAMBERT Florent				
Tours	Secteur 1	Secteur 2	Secteur 3	mps au tour
1	24.356	18.722	22.553	1:05.631
2	22.158	18.561	22.571	1:03.290
3	22.011	18.458	22.330	1:02.799
4	21.837	18.372	22.121	1:02.330
5	21.942	18.435	22.183	1:02.560
6	21.779	18.351	22.192	1:02.322
7	21.879	18.542	22.211	1:02.632
8	22.093	19.787	22.340	1:04.220
9	21.925	18.505	22.346	1:02.776
10	22.046	18.509	22.344	1:02.899
11	22.068	18.534	22.266	1:02.868
12	22.020	18.504	22.351	1:02.875
13	22.016	18.542	22.326	1:02.884
14	22.072	18.561	22.431	1:03.064
15	22.112	18.640	22.393	1:03.145

N°94 RENAUDIN Julien				
Tours	Secteur 1	Secteur 2	Secteur 3	mps au tour
1	23.992	18.789	22.531	1:05.312
2	22.119	18.857	22.580	1:03.556
3	22.384	18.579	22.427	1:03.390
4	21.689	18.459	22.142	1:02.290
5	22.160	18.525	22.172	1:02.857
6	21.946	18.594	22.363	1:02.903
7	21.739	18.579	22.196	1:02.514
8	21.898	18.518	22.218	1:02.634
9	21.975	18.557	22.347	1:02.879
10	22.090	18.693	22.419	1:03.202
11	21.904	18.601	22.364	1:02.869
12	21.962	18.651	22.334	1:02.947
13	21.898	18.602	22.378	1:02.878
14	21.865	18.637	22.383	1:02.885
15	21.927	18.625	22.337	1:02.889
16	22.063	18.692	22.538	1:03.293
17	21.916	18.694	22.623	1:03.233
18	21.963	18.709	22.447	1:03.119
19	22.040	18.745	22.479	1:03.264
20	22.062	18.654	22.755	1:03.471



DD2 & Gen.

Finale (C2)
Grille de départ

Document 18

Sous réserve du contrôle technique ou d'incidents d'ordre sportif

5	ROUXEL Franck ROUXEL	11	
6	PARMENTIER Sébastien PARMENTIER	10	20 CONEYS Ulysse CONEYS
3	MECHIN Maxime MECHIN	9	12 WLAZLIK Jean-François WLAZLIK
8	BOURDON Florian BOURDON	8	10 CAMUS Mathieu CAMUS
19	BERTEAUX Marc BERTEAUX	7	4 CAPIETTO Guillaume CAPIETTO
46	LAMBERT Florent LAMBERT	6	94 RENAUDIN Julien RENAUDIN
15	HIPP Charly HIPP	5	9 PANSART Guy PANSART
2	BERTEAUX Guillaume BERTEAUX	4	7 COURSAULT Alexis COURSAULT
25	PEARCE Patrick PEARCE	3	11 AFONSO Jules AFONSO
1	ADAMS Christophe ADAMS	2	23 FINKELSTEIN Alexandre FINKELSTEIN
17	DE RUWE Xen DE RUWE	1	14 GRAVOUILLE Maxime GRAVOUILLE

POLE POSITION



Départ : 28/04 - 13:00 20 Tours = 0,000 Km

Salbris 25-28/04/2013

NSK-Salbris

Page 1 / 1

Apex Timing 

