



Rotax Euro Challenge 2012 Wackersdorf

Rotax Seniors

Wackersdorf 1,275 Km

Non Qualifying Practice 1 Odd Numbers

11.05.2012 12:00

Practice (7:00 Time) started at 12:00:01

Pos	No.	Name	Nat.	Chassis	Race Team	Laps	Best Tm	Diff	Gap In Lap	km/h	
1	205	Sean BABINGTON	GBR	Alonso	Dan Holland Racing	7	51.216		6	89,620	
2	211	Shaun SLAVIN	GBR	Formula K	Formula K Europe	7	51.357	0.141	0.141	3	89,374
3	299	Philip MORIN	SWE	Alonso	Dan Holland Racing	7	51.465	0.249	0.108	4	89,187
4	271	Christopher FRIEDRICH	GER	Praga	M-Tec/Praga Racing	7	51.471	0.255	0.006	3	89,176
5	203	Edward BRAND	GBR	Formula K	Formula K Europe	7	51.489	0.273	0.018	6	89,145
6	207	Ferenc KANCSAR	AUT	Birel	Kalman Motorsport	7	51.553	0.337	0.064	2	89,035
7	223	Jacob NIELSEN	DEN	Kosmic	Star Karting	7	51.654	0.438	0.101	6	88,860
8	221	Jesse LAZARE	CAN	Formula K	Chapman Racing/Protrain	7	51.671	0.455	0.017	6	88,831
9	213	Thomas BENISRI	FRA	Sodikart	Win Max	7	51.675	0.459	0.004	4	88,824
10	245	Hubert PETIT	FRA	Sodikart	Sodikart Junior Team	7	51.727	0.511	0.052	5	88,735
11	217	Glen VAN DROOGENBROE	BEL	Tonykart	Bouvin Power	7	51.827	0.611	0.100	5	88,564
12	269	John FRIBERG	SWE	Tonykart	Soda Kart	7	51.840	0.624	0.013	2	88,542
13	293	Sandor JAKAB	SVK	Birel	Kalman Motorsport	7	51.843	0.627	0.003	5	88,537
14	303	Giorgio MAGGI	SUI	Tonykart	Blacky Racing	7	51.875	0.659	0.032	5	88,482
15	263	Henry EASTHOPE	GBR	Sodikart	Sodikart Junior Team	7	51.892	0.676	0.017	7	88,453
16	219	Andreas BACKMAN	SWE	Tonykart	Strawberry Racing	7	51.897	0.681	0.005	5	88,444
17	259	Nicolas PICOT	FRA	Sodikart	Kart Pro Racing	7	51.900	0.684	0.003	7	88,439
18	257	Ebba GRANDIN	SWE	Kosmic	Soda Kart	7	51.900	0.684		6	88,439
19	301	Jonathan JOHANSSON	SWE	Gillard	PDB Racing Team	7	51.926	0.710	0.026	4	88,395
20	261	Stephane KOX	NED	Formula K	Formula K Europe	7	51.982	0.766	0.056	4	88,300
21	225	Jeremie LESOUDIER	FRA	Kosmic	PKS	7	51.999	0.783	0.017	4	88,271
22	241	Pierre AUVRAY	FRA	FA Kart	DSS Kart	7	52.071	0.855	0.072	5	88,149
23	227	Matija JURKOVIC	SLO	Formula K	MLM Racing KK	6	52.126	0.910	0.055	5	88,056
24	243	Glenn VAN PARIJS	BEL	Zanardi	Raw Racing Team	7	52.149	0.933	0.023	7	88,017
25	237	Sten Dorian PIIRIMAGI	EST	Tonykart	Aix Racing Team	7	52.208	0.992	0.059	6	87,918
26	233	Manon CHAVAGNE	NED	Topkart	Slangen Karting	7	52.313	1.097	0.105	3	87,741
27	279	Juuso KAUKELIN	FIN	Tonykart	JTL Racing	7	52.351	1.135	0.038	5	87,677
28	255	Moritz OBERHEIM	GER	LH Kart	Matis Motorsport	7	52.360	1.144	0.009	4	87,662
29	275	Benjamin KARLOG	DEN	Tonykart	RS Competition	6	52.558	1.342	0.198	3	87,332
30	283	Marco FORRER	SUI	Mach 1	Kartteam Meier	7	52.724	1.508	0.166	6	87,057



Rotax Euro Challenge 2012 Wackersdorf

Rotax Seniors

Wackersdorf 1,275 Km

Non Qualifying Practice 1 Even Numbers

11.05.2012 12:10

Practice (7:00 Time) started at 12:10:03

Pos	No.	Name	Nat.	Chassis	Race Team	Laps	Best Tm	Diff	Gap	In Lap	km/h
1	290	Ukyo SASAHARA	JPN	DR	VPDR	7	51.204			1	89,641
2	250	Ludvig MORIN	SWE	Kosmic	Paul Carr Racing	7	51.261	0.057	0.057	2	89,542
3	254	Harrison SCOTT	GBR	Tonykart	Strawberry Racing	7	51.268	0.064	0.007	6	89,530
4	294	Makino TADASUKE	JPN	Birel	Kalman Motorsport	8	51.304	0.100	0.036	8	89,467
5	208	Charlie EASTWOOD	IRL	Formula K	Protrain Racing	7	51.319	0.115	0.015	7	89,441
6	222	Pierce LEHANE	AUS	Alonso	Dan Holland Racing	7	51.362	0.158	0.043	4	89,366
7	260	Bas de LAAT	NED	Gillard	PDB Racing Team	7	51.378	0.174	0.016	6	89,338
8	212	Jiri FORMAN	GBR	MS Kart	MS Kart Racing Team	7	51.432	0.228	0.054	2	89,244
9	268	Francisco MORA	POR	FA	Cabo do Mundo Kartteam	7	51.435	0.231	0.003	2	89,239
10	234	Ash HAND	GBR	Tonykart	Strawberry Racing	7	51.475	0.271	0.040	3	89,169
11	236	Andy KING	GBR	Tonykart	Strawberry Racing	7	51.504	0.300	0.029	7	89,119
12	266	Petr FULIN	CZE	MS Kart	MS Kart Racing Team	7	51.528	0.324	0.024	2	89,078
13	300	Joel AFFOLTER	NED	Gillard	PDB Racing Team	8	51.530	0.326	0.002	2	89,074
14	270	Santeri VARIS	FIN	Tonykart	JTL Racing	6	51.630	0.426	0.100	2	88,902
15	218	Nicolai NIELSEN	DEN	TBA	Star Karting	7	51.643	0.439	0.013	2	88,879
16	238	Alexandre FINKELSTEIN	FRA	Tonykart	MD Competition	7	51.648	0.444	0.005	5	88,871
17	272	Jules COUSIN	FRA	FA Kart	DSS Kart	7	51.655	0.451	0.007	3	88,859
18	216	Bryan EERDEN	NED	Gillard	PDB Racing Team	7	51.690	0.486	0.035	4	88,799
19	230	Charlie TURNER	GBR	CRG	Coles Racing	7	51.695	0.491	0.005	3	88,790
20	252	Juuso PYKALAINEN	FIN	Tonykart	MPT Racing	8	51.707	0.503	0.012	5	88,769
21	258	Mikkel JOHNSEN	DEN	Intrepid	DMT Racing	7	51.751	0.547	0.044	4	88,694
22	240	Petr BEZEL	CZE	MS Kart	MS Kart Racing Team	7	51.762	0.558	0.011	7	88,675
23	296	Josh HART	NZE	Birel	Kalman Motorsport	5	51.762	0.558		2	88,675
24	288	Cecile MARTINI	FRA	Sodikart	Martini Racing	7	51.809	0.605	0.047	3	88,595
25	220	Mathias SMITH	DEN	Kosmic	Star Karting	7	51.820	0.616	0.011	2	88,576
26	280	Brandon NILSSON	SWE	Exprit	Brandon Racing	7	51.872	0.668	0.052	5	88,487
27	226	Erik STILLMANN	SWE	Sodikart	Wallberg Motorsport	7	51.883	0.679	0.011	2	88,468
28	302	Kevin MINIER	FRA	Tonykart	MD Competition	7	51.891	0.687	0.008	2	88,455
29	246	Sabedin Berat TURKER	TUR	Formula K	Protrain Racing	7	51.895	0.691	0.004	5	88,448
30	214	Michael COOL	BEL	Tonykart	Bouvin Power	7	51.905	0.701	0.010	7	88,431
31	224	Aavo TALVAR	EST	Intrepid	Talvar Racing	7	51.912	0.708	0.007	6	88,419
32	286	Lukasz BARTOSZUK	POL	Praga	Uniq Racing	6	51.929	0.725	0.017	3	88,390
33	242	Miroslav KOVAR	CZE	MS Kart	MS Kart Racing Team	7	51.946	0.742	0.017	3	88,361
34	244	Eva BENES	FRA	Kosmic	PKS	7	51.947	0.743	0.001	7	88,359
35	232	James SINGLETON	GBR	CRG	Coles Racing	7	51.948	0.744	0.001	3	88,358
36	262	Alex ENGBLOM	SWE	Tonykart	Soda Kart	3	51.970	0.766	0.022	2	88,320
37	278	Barrie PULLINGER	GBR	Alonso	Dan Holland Racing	7	52.027	0.823	0.057	7	88,223
38	248	Artem KOROLEV	CAN	Intrepid	Team TKP	6	52.066	0.862	0.039	2	88,157
39	306	Kevin KEMMLING	GER	Formula K	Kartschmie.de	7	52.097	0.893	0.031	2	88,105
40	304	Oliver NORRIS	GBR	Tonykart	RL Racing Dept Ltd	7	52.106	0.902	0.009	3	88,090
41	284	Oliver MYERS	GBR	Tonykart	Coles Racing	6	52.634	1.430	0.528	3	87,206

Timekeeping Ingrid and Meik Wagner:

Clerk of the course Nigel Edwards:

www.mylaps.com

Steward (Chairman) Horst Seidel:

Chief Scrutineer Paul Klaassen:

Licensed to: Motorsport Events

Printed: 11.05.2012 12:18:22

posted at:

h



Rotax Euro Challenge 2012 Wackersdorf

Rotax Seniors

Wackersdorf 1,275 Km

Non Qualifying Practice 1 Even Numbers

11.05.2012 12:10

Practice (7:00 Time) started at 12:10:15

Lap	Time of Day	Lap Tm	S1 Tm	S2 Tm	S3 Tm
4	12:14:38.021	52.657	18.957	17.116	16.584
5	12:15:30.117	52.096	18.938	16.749	16.409
6	12:16:23.077	52.960	19.046	17.029	16.885
7	12:17:15.619	52.542	19.183	16.795	16.564

(244) Eva BENES

1	12:12:08.654	52.661	19.354	16.807	16.500
2	12:13:00.738	52.084	18.825	16.743	16.516
3	12:13:53.145	52.407	19.221	16.733	16.453
4	12:14:46.033	52.888	19.457	16.919	16.512
5	12:15:38.007	51.974	18.775	16.723	16.476
6	12:16:29.972	51.965	18.845	16.660	16.460
7	12:17:21.919	51.947	18.764	16.757	16.426

(232) James SINGLETON

1	12:11:51.421	52.979	19.254	17.230	16.495
2	12:12:44.446	53.025	19.546	16.767	16.712
3	12:13:36.394	51.948	18.837	16.663	16.448
4	12:14:29.547	53.153	19.512	16.826	16.815
5	12:15:21.562	52.015	18.858	16.635	16.522
6	12:16:13.555	51.993	18.710	16.656	16.627
7	12:17:05.783	52.228	18.915	16.744	16.569

(262) Alex ENGBLOM

1	12:12:18.840	53.017	19.768	16.757	16.492
2	12:13:10.810	51.970	18.728	16.710	16.532
3	12:14:02.891	52.081	18.770	16.802	16.509

(278) Barrie PULLINGER

1	12:11:59.988	52.125	18.841	16.826	16.458
2	12:12:52.635	52.647	18.579	17.458	16.610
3	12:13:44.881	52.246	19.088	16.716	16.442
4	12:14:37.546	52.665	19.120	16.846	16.699
5	12:15:29.889	52.343	19.117	16.767	16.459
6	12:16:22.123	52.234	19.026	16.747	16.461
7	12:17:14.150	52.027	18.722	16.788	16.517

(248) Artem KOROLEV

1	12:12:13.645	52.240	19.135	16.638	16.467
2	12:13:05.711	52.066	18.686	16.838	16.542
3	12:13:58.022	52.311	19.161	16.722	16.428
4	12:14:50.851	52.829	18.695	17.484	16.650
5	12:15:43.093	52.242	18.975	16.725	16.542
6	12:16:36.742	53.649	19.373	16.932	17.344

(306) Kevin KEMMLING

1	12:12:08.119	52.342	18.935	16.885	16.522
2	12:13:00.216	52.097	18.295	17.258	16.544
3	12:13:53.012	52.796	19.553	16.717	16.526
4	12:14:45.573	52.561	19.116	16.892	16.553
5	12:15:37.854	52.281	18.915	16.869	16.497
6	12:16:30.600	52.746	19.268	16.732	16.746
7	12:17:23.865	53.265	19.206	16.809	17.250

(304) Oliver NORRIS

1	12:11:59.606	52.321	19.057	16.723	16.541
2	12:12:51.756	52.150	18.636	16.994	16.520
3	12:13:43.862	52.106	18.967	16.620	16.519
4	12:14:37.623	53.761	19.286	16.839	17.636
5	12:15:30.560	52.937	19.496	16.865	16.576
6	12:16:23.218	52.658	19.038	16.755	16.865
7	12:17:15.970	52.752	19.342	16.777	16.633

(284) Oliver MYERS

1	12:11:57.042	53.182	19.660	16.921	16.601
2	12:12:50.928	53.886	19.113	17.346	17.427
3	12:13:43.562	52.634	18.914	16.850	16.870
4	12:14:37.964	54.402	19.385	17.048	17.969
5	12:16:39.838	2:01.874	1:28.172	16.995	16.707
6	12:17:33.191	53.353	19.242	16.801	17.310



Rotax Euro Challenge 2012 Wackersdorf

Rotax Seniors

Wackersdorf 1,275 Km

Non Qualifying Practice 2 Odd Numbers

11.05.2012 14:00

Practice (7:00 Time) started at 14:00:01

Pos	No.	Name	Nat.	Chassis	Race Team	Laps	Best Tm	Diff	Gap In Lap	km/h
1	203	Edward BRAND	GBR	Formula K	Formula K Europe	7	50.907			6 90,164
2	293	Sandor JAKAB	SVK	Birel	Kalman Motorsport	7	51.161	0.254	0.254	2 89,717
3	207	Ferenc KANCSAR	AUT	Birel	Kalman Motorsport	7	51.168	0.261	0.007	4 89,705
4	221	Jesse LAZARE	CAN	Formula K	Chapman Racing/Protrain	6	51.179	0.272	0.011	3 89,685
5	299	Philip MORIN	SWE	Alonso	Dan Holland Racing	7	51.194	0.287	0.015	2 89,659
6	223	Jacob NIELSEN	DEN	Kosmic	Star Karting	7	51.200	0.293	0.006	3 89,648
7	271	Christopher FRIEDRICH	GER	Praga	M-Tec/Praga Racing	7	51.211	0.304	0.011	3 89,629
8	211	Shaun SLAVIN	GBR	Formula K	Formula K Europe	7	51.212	0.305	0.001	3 89,627
9	205	Sean BABINGTON	GBR	Alonso	Dan Holland Racing	7	51.257	0.350	0.045	5 89,549
10	261	Stephane KOX	NED	Formula K	Formula K Europe	7	51.314	0.407	0.057	5 89,449
11	269	John FRIBERG	SWE	Tonykart	Soda Kart	7	51.324	0.417	0.010	6 89,432
12	213	Thomas BENISRI	FRA	Sodikart	Win Max	7	51.375	0.468	0.051	3 89,343
13	219	Andreas BACKMAN	SWE	Tonykart	Strawberry Racing	7	51.425	0.518	0.050	4 89,256
14	217	Glen VAN DROOGENBROE	BEL	Tonykart	Bouvin Power	6	51.470	0.563	0.045	4 89,178
15	255	Moritz OBERHEIM	GER	LH Kart	Matis Motorsport	7	51.482	0.575	0.012	3 89,157
16	303	Giorgio MAGGI	SUI	Tonykart	Blacky Racing	7	51.577	0.670	0.095	7 88,993
17	263	Henry EASTHOPE	GBR	Sodikart	Sodikart Junior Team	7	51.637	0.730	0.060	4 88,890
18	259	Nicolas PICOT	FRA	Sodikart	Kart Pro Racing	7	51.679	0.772	0.042	4 88,818
19	241	Pierre AUVRAY	FRA	FA Kart	DSS Kart	7	51.688	0.781	0.009	7 88,802
20	237	Sten Dorian PIIRIMAGI	EST	Tonykart	Aix Racing Team	7	51.711	0.804	0.023	7 88,763
21	225	Jeremie LESOUDIER	FRA	Kosmic	PKS	7	51.711	0.804		6 88,763
22	227	Matija JURKOVIC	SLO	Formula K	MLM Racing KK	7	51.742	0.835	0.031	6 88,709
23	245	Hubert PETIT	FRA	Sodikart	Sodikart Junior Team	7	51.779	0.872	0.037	2 88,646
24	301	Jonathan JOHANSSON	SWE	Gillard	PDB Racing Team	7	51.788	0.881	0.009	2 88,631
25	243	Glenn VAN PARIJS	BEL	Zanardi	Raw Racing Team	7	51.827	0.920	0.039	2 88,564
26	267	Max RENBERG	SWE	Tonykart	Soda Kart	7	51.891	0.984	0.064	4 88,455
27	257	Ebba GRANDIN	SWE	Kosmic	Soda Kart	7	51.895	0.988	0.004	3 88,448
28	275	Benjamin KARLOG	DEN	Tonykart	RS Competition	7	52.005	1.098	0.110	6 88,261
29	279	Juuso KAUKELIN	FIN	Tonykart	JTL Racing	7	52.134	1.227	0.129	6 88,042
30	233	Manon CHAVAGNE	NED	Topkart	Slangen Karting	7	52.148	1.241	0.014	6 88,019
31	283	Marco FORRER	SUI	Mach 1	Kartteam Meier	7	52.494	1.587	0.346	6 87,439



Rotax Euro Challenge 2012 Wackersdorf

Rotax Seniors

Wackersdorf 1,275 Km

Non Qualifying Practice 2 Odd Numbers

11.05.2012 14:00

Practice (7:00 Time) started at 14:00:01

Lap	Time of Day	Lap Tm	S1 Tm	S2 Tm	S3 Tm
(203) Edward BRAND					
1	14:02:25.803	51.376	18.399	16.704	16.273
2	14:03:16.959	51.156	18.272	16.632	16.252
3	14:04:08.139	51.180	18.294	16.469	16.417
4	14:04:59.761	51.622	18.652	16.655	16.315
5	14:05:50.942	51.181	18.383	16.526	16.272
6	14:06:41.849	50.907	18.301	16.423	16.183
7	14:07:33.977	52.128	18.616	16.566	16.946
(293) Sandor JAKAB					
1	14:02:26.241	51.604	18.538	16.626	16.440
2	14:03:17.402	51.161	18.322	16.568	16.271
3	14:04:08.893	51.491	18.411	16.691	16.389
4	14:05:00.849	51.956	18.947	16.560	16.449
5	14:05:52.330	51.481	18.419	16.675	16.387
6	14:06:44.010	51.680	18.700	16.587	16.393
7	14:07:35.531	51.521	18.543	16.579	16.399
(207) Ferenc KANCSAR					
1	14:02:38.633	51.598	18.606	16.607	16.385
2	14:03:29.982	51.349	18.496	16.499	16.354
3	14:04:21.289	51.307	18.529	16.419	16.359
4	14:05:12.457	51.168	18.356	16.484	16.328
5	14:06:03.792	51.335	18.391	16.542	16.402
6	14:06:55.344	51.552	18.562	16.539	16.451
7	14:07:49.280	53.936	18.420	16.538	18.978
(221) Jesse LAZARE					
1	14:03:28.165	52.779	18.999	16.902	16.878
2	14:04:19.891	51.726	18.396	16.803	16.527
3	14:05:11.070	51.179	18.376	16.526	16.277
4	14:06:02.350	51.280	18.337	16.515	16.428
5	14:06:54.542	52.192	18.670	16.889	16.633
6	14:07:45.877	51.335	18.385	16.571	16.379
(299) Philip MORIN					
1	14:02:27.430	51.441	18.509	16.579	16.353
2	14:03:18.624	51.194	18.493	16.401	16.300
3	14:04:10.070	51.446	18.591	16.561	16.294
4	14:05:01.627	51.557	18.399	16.741	16.417
5	14:05:52.876	51.249	18.362	16.484	16.403
6	14:06:44.633	51.757	18.727	16.640	16.390
7	14:07:36.120	51.487	18.545	16.474	16.468
(223) Jacob NIELSEN					
1	14:02:33.067	52.002	18.871	16.717	16.414
2	14:03:24.307	51.240	18.381	16.558	16.301
3	14:04:15.507	51.200	18.402	16.508	16.290
4	14:05:06.969	51.462	18.344	16.761	16.357
5	14:05:58.314	51.345	18.327	16.587	16.431
6	14:06:49.765	51.451	18.634	16.516	16.301
7	14:07:42.227	52.462	18.849	17.066	16.547
(271) Christopher FRIEDRICH					
1	14:02:35.746	51.915	18.827	16.754	16.334
2	14:03:26.985	51.239	18.415	16.473	16.351
3	14:04:18.196	51.211	18.542	16.440	16.297
4	14:05:09.481	51.285	18.406	16.510	16.369
5	14:06:00.900	51.419	18.532	16.596	16.291
6	14:06:52.171	51.271	18.517	16.469	16.285
7	14:07:44.430	52.259	18.561	16.523	17.175
(211) Shaun SLAVIN					
1	14:02:35.206	51.927	18.714	16.693	16.520
2	14:03:26.508	51.302	18.440	16.538	16.324
3	14:04:17.720	51.212	18.478	16.437	16.297
4	14:05:09.082	51.362	18.552	16.528	16.282
5	14:06:00.432	51.350	18.610	16.435	16.305
6	14:06:51.711	51.279	18.543	16.429	16.307
7	14:07:43.087	51.376	18.528	16.500	16.348
(205) Sean BABINGTON					

Lap	Time of Day	Lap Tm	S1 Tm	S2 Tm	S3 Tm
1	14:02:32.528	52.079	18.753	16.864	16.462
2	14:03:23.935	51.407	18.552	16.523	16.332
3	14:04:15.262	51.327	18.475	16.505	16.347
4	14:05:06.628	51.366	18.474	16.530	16.362
5	14:05:57.885	51.257	18.329	16.543	16.385
6	14:06:49.339	51.454	18.614	16.582	16.258
7	14:07:41.313	51.974	18.832	16.685	16.457
(261) Stephane KOX					
1	14:02:36.285	52.249	19.176	16.671	16.402
2	14:03:27.963	51.678	18.477	16.713	16.488
3	14:04:19.356	51.393	18.439	16.582	16.372
4	14:05:10.713	51.357	18.360	16.575	16.422
5	14:06:02.027	51.314	18.471	16.501	16.342
6	14:06:53.826	51.799	18.789	16.639	16.371
7	14:07:45.435	51.609	18.461	16.642	16.506
(269) John FRIBERG					
1	14:02:28.660	51.558	18.451	16.691	16.416
2	14:03:20.276	51.616	18.588	16.626	16.402
3	14:04:11.630	51.354	18.460	16.465	16.429
4	14:05:03.045	51.415	18.387	16.634	16.394
5	14:05:55.320	52.275	19.310	16.597	16.368
6	14:06:46.644	51.324	18.428	16.589	16.307
7	14:07:39.258	52.614	18.607	16.685	17.322
(213) Thomas BENISRI					
1	14:02:28.309	51.662	18.483	16.712	16.467
2	14:03:19.702	51.393	18.600	16.474	16.319
3	14:04:11.077	51.375	18.556	16.496	16.323
4	14:05:02.685	51.608	18.504	16.518	16.586
5	14:05:54.173	51.488	18.556	16.546	16.386
6	14:06:46.366	52.193	18.767	17.023	16.403
7	14:07:39.559	53.193	19.060	16.644	17.489
(219) Andreas BACKMAN					
1	14:02:19.511	1:01.999	23.301	21.804	16.894
2	14:03:11.387	51.876	18.679	16.850	16.347
3	14:04:03.430	52.043	18.739	16.869	16.435
4	14:04:54.855	51.425	18.466	16.638	16.321
5	14:05:47.042	52.187	18.712	17.141	16.334
6	14:06:38.850	51.808	18.644	16.749	16.415
7	14:07:30.655	51.805	18.768	16.657	16.380
(217) Glen VAN DROOGENBROECK					
1	14:02:50.948	51.748	18.584	16.910	16.254
2	14:03:42.630	51.682	18.613	16.693	16.376
3	14:04:34.281	51.651	18.637	16.715	16.299
4	14:05:25.751	51.470	18.477	16.608	16.385
5	14:06:17.234	51.483	18.566	16.551	16.366
6	14:07:08.797	51.563	18.653	16.570	16.340
(255) Moritz OBERHEIM					
1	14:02:33.572	52.160	19.102	16.637	16.421
2	14:03:25.059	51.487	18.676	16.479	16.332
3	14:04:16.541	51.482	18.663	16.458	16.361
4	14:05:08.676	52.135	18.726	16.521	16.888
5	14:06:01.414	52.738	19.596	16.617	16.525
6	14:06:54.921	53.507	19.555	16.737	17.215
7	14:07:46.624	51.703	18.651	16.550	16.502
(303) Giorgio MAGGI					
1	14:02:25.087	52.221	18.885	16.951	16.385
2	14:03:16.709	51.622	18.657	16.584	16.381
3	14:04:08.553	51.844	18.792	16.720	16.332
4	14:05:01.083	52.530	18.987	16.709	16.834
5	14:05:53.014	51.931	18.400	16.823	16.708
6	14:06:45.106	52.092	18.958	16.742	16.392
7	14:07:36.683	51.577	18.609	16.600	16.368
(263) Henry EASTHOPE					
1	14:02:18.556	52.648	19.156	16.825	16.667
2	14:03:10.800	52.244	18.938	16.755	16.551

Timekeeping Ingrid and Meik Wagner:

Clerk of the course Nigel Edwards:

www.mylaps.com

Steward (Chairman) Horst Seidel:

Chief Scrutineer Paul Klaassen:

Licensed to: Motorsport Events



Rotax Euro Challenge 2012 Wackersdorf

Rotax Seniors

Wackersdorf 1,275 Km

Non Qualifying Practice 2 Odd Numbers

11.05.2012 14:00

Practice (7:00 Time) started at 14:00:01

Lap	Time of Day	Lap Tm	S1 Tm	S2 Tm	S3 Tm	Lap	Time of Day	Lap Tm	S1 Tm	S2 Tm	S3 Tm
3	14:04:03.040	52.240	19.199	16.667	16.374	4	14:05:04.546	52.070	18.892	16.721	16.457
4	14:04:54.677	51.637	18.701	16.582	16.354	5	14:05:56.789	52.243	18.842	16.833	16.568
5	14:05:46.699	52.022	18.783	16.819	16.420	6	14:06:49.140	52.351	18.828	16.687	16.836
6	14:06:38.640	51.941	18.881	16.656	16.404	7	14:07:43.014	53.874	19.270	16.960	17.644
7	14:07:31.894	53.254	19.948	16.712	16.594						
(259) Nicolas PICOT											
1	14:02:18.979	52.539	18.859	16.873	16.807	1	14:01:58.063	52.531	19.036	16.872	16.623
2	14:03:10.975	51.996	18.670	16.892	16.434	2	14:02:50.315	52.252	18.870	16.770	16.612
3	14:04:02.737	51.762	18.732	16.581	16.449	3	14:03:42.825	52.510	18.937	16.714	16.859
4	14:04:54.416	51.679	18.674	16.608	16.397	4	14:04:34.716	51.891	18.758	16.650	16.483
5	14:05:47.284	52.868	18.761	17.683	16.424	5	14:05:27.971	53.255	19.577	17.182	16.496
6	14:06:39.386	52.102	18.941	16.774	16.387	6	14:06:20.256	52.285	18.784	16.929	16.572
7	14:07:31.976	52.590	18.861	16.790	16.939	7	14:07:12.286	52.030	18.813	16.675	16.542
(241) Pierre AUVRAY											
1	14:02:18.344	59.405	21.437	20.506	17.462	1	14:01:54.446	52.525	18.949	17.023	16.553
2	14:03:10.324	51.980	18.836	16.743	16.401	2	14:02:46.729	52.283	18.801	16.848	16.612
3	14:04:02.239	51.915	18.762	16.640	16.513	3	14:03:38.624	51.895	18.890	16.567	16.438
4	14:04:53.972	51.733	18.655	16.639	16.439	4	14:04:30.646	52.022	18.897	16.666	16.459
5	14:05:45.919	51.947	18.787	16.754	16.406	5	14:05:22.843	52.197	18.630	16.709	16.858
6	14:06:37.696	51.777	18.719	16.653	16.405	6	14:06:14.867	52.024	18.735	16.844	16.445
7	14:07:29.384	51.688	18.608	16.700	16.380	7	14:07:07.698	52.831	19.523	16.800	16.508
(237) Sten Dorian PIIRIMAGI											
1	14:02:23.851	52.209	18.968	16.820	16.421	1	14:01:51.620	52.624	19.065	16.922	16.637
2	14:03:15.688	51.837	18.833	16.619	16.385	2	14:02:44.647	53.027	19.481	16.933	16.613
3	14:04:07.598	51.910	18.789	16.686	16.435	3	14:03:36.985	52.338	19.019	16.770	16.549
4	14:05:00.171	52.573	19.354	16.725	16.494	4	14:04:30.117	53.132	19.775	16.827	16.530
5	14:05:52.092	51.921	18.683	16.744	16.494	5	14:05:23.092	52.975	18.930	16.810	17.235
6	14:06:47.349	55.257	20.719	17.988	16.550	6	14:06:15.097	52.005	18.737	16.787	16.481
7	14:07:39.060	51.711	18.695	16.663	16.353	7	14:07:07.528	52.431	19.172	16.709	16.550
(225) Jeremie LESOUDIER											
1	14:02:21.728	52.331	18.977	16.782	16.572	1	14:01:51.919	53.008	19.279	17.084	16.645
2	14:03:13.694	51.966	18.721	16.671	16.574	2	14:02:44.840	52.921	19.006	17.221	16.694
3	14:04:05.873	52.179	18.898	16.740	16.541	3	14:03:37.269	52.429	19.145	16.746	16.538
4	14:04:57.850	51.977	18.780	16.735	16.462	4	14:04:31.204	53.935	20.701	16.725	16.509
5	14:05:49.737	51.887	18.767	16.654	16.466	5	14:05:23.391	52.187	18.721	16.758	16.708
6	14:06:41.448	51.711	18.648	16.685	16.378	6	14:06:15.525	52.134	18.715	16.849	16.570
7	14:07:33.884	52.436	19.171	16.794	16.471	7	14:07:10.179	54.654	19.177	16.959	18.518
(227) Matija JURKOVIC											
1	14:02:17.919	52.680	19.108	16.971	16.601	1	14:02:02.031	53.090	19.406	16.922	16.762
2	14:03:10.103	52.184	18.958	16.713	16.513	2	14:02:54.332	52.301	18.972	16.741	16.588
3	14:04:02.432	52.329	18.751	16.985	16.593	3	14:03:46.731	52.399	19.072	16.784	16.543
4	14:04:57.511	55.079	21.781	16.816	16.482	4	14:04:39.149	52.418	19.018	16.819	16.581
5	14:05:49.357	51.846	18.824	16.619	16.403	5	14:05:31.509	52.360	18.986	16.755	16.619
6	14:06:41.099	51.742	18.737	16.626	16.379	6	14:06:23.657	52.148	18.906	16.688	16.554
7	14:07:32.920	51.821	18.866	16.612	16.343	7	14:07:17.209	53.552	18.968	16.757	17.827
(245) Hubert PETIT											
1	14:02:29.189	52.254	19.135	16.692	16.427	1	14:02:22.628	52.979	19.099	17.054	16.826
2	14:03:20.968	51.779	18.819	16.525	16.435	2	14:03:15.154	52.526	19.065	16.810	16.651
3	14:04:12.868	51.900	18.852	16.574	16.474	3	14:04:08.031	52.877	19.109	17.042	16.726
4	14:05:05.306	52.438	18.761	17.164	16.513	4	14:05:02.590	54.559	20.140	17.191	17.228
5	14:05:57.433	52.127	18.891	16.755	16.481	5	14:05:56.427	53.837	20.280	16.915	16.642
6	14:06:50.310	52.877	19.793	16.666	16.418	6	14:06:48.921	52.494	18.875	16.827	16.792
7	14:07:42.759	52.449	18.939	16.941	16.569	7	14:07:43.246	54.325	20.039	17.406	16.880
(301) Jonathan JOHANSSON											
1	14:02:24.362	52.038	18.911	16.669	16.458	1	14:02:22.628	52.979	19.099	17.054	16.826
2	14:03:16.150	51.788	18.770	16.604	16.414	2	14:03:15.154	52.526	19.065	16.810	16.651
3	14:04:08.101	51.951	18.652	16.776	16.523	3	14:04:08.031	52.877	19.109	17.042	16.726
4	14:05:00.567	52.466	19.064	16.872	16.530	4	14:05:02.590	54.559	20.140	17.191	17.228
5	14:05:52.644	52.077	18.534	16.642	16.901	5	14:05:56.427	53.837	20.280	16.915	16.642
6	14:06:45.019	52.375	19.182	16.706	16.487	6	14:06:48.921	52.494	18.875	16.827	16.792
7	14:07:37.969	52.950	18.971	16.735	17.244	7	14:07:43.246	54.325	20.039	17.406	16.880
(243) Glenn VAN PARIJS											
1	14:02:28.734	52.437	18.676	16.716	17.045	1	14:02:22.628	52.979	19.099	17.054	16.826
2	14:03:20.561	51.827	18.747	16.681	16.399	2	14:03:15.154	52.526	19.065	16.810	16.651
3	14:04:12.476	51.915	18.758	16.741	16.416	3	14:04:08.031	52.877	19.109	17.042	16.726

Timekeeping Ingrid and Meik Wagner:

Clerk of the course Nigel Edwards:

Steward (Chairman) Horst Seidel:

Chief Scrutineer Paul Klaassen:

www.mylaps.com



Rotax Euro Challenge 2012 Wackersdorf

Rotax Seniors

Wackersdorf 1,275 Km

Non Qualifying Practice 2 Even Numbers

11.05.2012 14:10

Practice (7:00 Time) started at 14:10:01

Pos	No.	Name	Nat.	Chassis	Race Team	Laps	Best Tm	Diff	Gap	In Lap	km/h
1	294	Makino TADASUKE	JPN	Birel	Kalman Motorsport	8	51.076			3	89,866
2	254	Harrison SCOTT	GBR	Tonykart	Strawberry Racing	7	51.101	0.025	0.025	3	89,822
3	208	Charlie EASTWOOD	IRL	Formula K	Protrain Racing	7	51.101	0.025		5	89,822
4	222	Pierce LEHANE	AUS	Alonso	Dan Holland Racing	7	51.157	0.081	0.056	3	89,724
5	268	Francisco MORA	POR	FA	Cabo do Mundo Kartteam	6	51.177	0.101	0.020	3	89,689
6	214	Michael COOL	BEL	Tonykart	Bouvin Power	7	51.190	0.114	0.013	5	89,666
7	216	Bryan EERDEN	NED	Gillard	PDB Racing Team	7	51.204	0.128	0.014	3	89,641
8	296	Josh HART	NZE	Birel	Kalman Motorsport	6	51.206	0.130	0.002	2	89,638
9	260	Bas de LAAT	NED	Gillard	PDB Racing Team	7	51.215	0.139	0.009	3	89,622
10	250	Ludvig MORIN	SWE	Kosmic	Paul Carr Racing	7	51.220	0.144	0.005	6	89,613
11	212	Jiri FORMAN	GBR	MS Kart	MS Kart Racing Team	7	51.225	0.149	0.005	7	89,605
12	236	Andy KING	GBR	Tonykart	Strawberry Racing	5	51.276	0.200	0.051	2	89,516
13	290	Ukyo SASAHARA	JPN	DR	VPDR	6	51.279	0.203	0.003	4	89,510
14	220	Mathias SMITH	DEN	Kosmic	Star Karting	7	51.348	0.272	0.069	3	89,390
15	238	Alexandre FINKELSTEIN	FRA	Tonykart	MD Competition	7	51.368	0.292	0.020	5	89,355
16	234	Ash HAND	GBR	Tonykart	Strawberry Racing	7	51.369	0.293	0.001	5	89,354
17	270	Santeri VARIS	FIN	Tonykart	JTL Racing	8	51.383	0.307	0.014	7	89,329
18	240	Petr BEZEL	CZE	MS Kart	MS Kart Racing Team	7	51.402	0.326	0.019	3	89,296
19	272	Jules COUSIN	FRA	FA Kart	DSS Kart	7	51.415	0.339	0.013	3	89,274
20	226	Erik STILLMANN	SWE	Sodikart	Wallberg Motorsport	7	51.454	0.378	0.039	3	89,206
21	258	Mikkel JOHNSEN	DEN	Intrepid	DMT Racing	7	51.465	0.389	0.011	5	89,187
22	244	Eva BENES	FRA	Kosmic	PKS	8	51.488	0.412	0.023	7	89,147
23	230	Charlie TURNER	GBR	CRG	Coles Racing	7	51.514	0.438	0.026	3	89,102
24	224	Aavo TALVAR	EST	Intrepid	Talvar Racing	8	51.516	0.440	0.002	5	89,099
25	262	Alex ENGBLOM	SWE	Tonykart	Soda Kart	7	51.559	0.483	0.043	4	89,024
26	278	Barrie PULLINGER	GBR	Alonso	Dan Holland Racing	7	51.622	0.546	0.063	7	88,916
27	286	Lukasz BARTOSZUK	POL	Praga	Uniq Racing	7	51.628	0.552	0.006	3	88,905
28	252	Juuso PYKALAINEN	FIN	Tonykart	MPT Racing	7	51.632	0.556	0.004	6	88,898
29	304	Oliver NORRIS	GBR	Tonykart	RL Racing Dept Ltd	7	51.686	0.610	0.054	5	88,805
30	300	Joel AFFOLTER	NED	Gillard	PDB Racing Team	7	51.692	0.616	0.006	5	88,795
31	284	Oliver MYERS	GBR	Tonykart	Coles Racing	7	51.709	0.633	0.017	6	88,766
32	246	Sabedin Berat TURKER	TUR	Formula K	Protrain Racing	7	51.713	0.637	0.004	4	88,759
33	302	Kevin MINIER	FRA	Tonykart	MD Competition	7	51.771	0.695	0.058	2	88,660
34	266	Petr FULIN	CZE	MS Kart	MS Kart Racing Team	7	51.783	0.707	0.012	5	88,639
35	280	Brandon NILSSON	SWE	Exprit	Brandon Racing	8	51.799	0.723	0.016	6	88,612
36	218	Nicolai NIELSEN	DEN	TBA	Star Karting	7	51.853	0.777	0.054	2	88,519
37	242	Miroslav KOVAR	CZE	MS Kart	MS Kart Racing Team	7	51.908	0.832	0.055	6	88,426
38	232	James SINGLETON	GBR	CRG	Coles Racing	7	51.989	0.913	0.081	2	88,288
39	288	Cecile MARTINI	FRA	Sodikart	Martini Racing	7	52.017	0.941	0.028	3	88,240
40	248	Artem KOROLEV	CAN	Intrepid	Team TKP	7	52.031	0.955	0.014	7	88,217
41	306	Kevin KEMMLING	GER	Formula K	Kartschmie.de	7	52.040	0.964	0.009	7	88,201



Rotax Euro Challenge 2012 Wackersdorf

Rotax Seniors

Wackersdorf 1,275 Km

Non Qualifying Practice 2 Odd Numbers

11.05.2012 14:00

Practice (7:00 Time) started at 14:00:00

Lap	Time of Day	Lap Tm	S1 Tm	S2 Tm	S3 Tm
(203) Edward BRAND					
1	14:02:25.803	51.376	18.399	16.704	16.273
2	14:03:16.959	51.156	18.272	16.632	16.252
3	14:04:08.139	51.180	18.294	16.469	16.417
4	14:04:59.761	51.622	18.652	16.655	16.315
5	14:05:50.942	51.181	18.383	16.526	16.272
6	14:06:41.849	50.907	18.301	16.423	16.183
7	14:07:33.977	52.128	18.616	16.566	16.946

Lap	Time of Day	Lap Tm	S1 Tm	S2 Tm	S3 Tm
(293) Sandor JAKAB					
1	14:02:26.241	51.604	18.538	16.626	16.440
2	14:03:17.402	51.161	18.322	16.568	16.271
3	14:04:08.893	51.491	18.411	16.691	16.389
4	14:05:00.849	51.956	18.947	16.560	16.449
5	14:05:52.330	51.481	18.419	16.675	16.387
6	14:06:44.010	51.680	18.700	16.587	16.393
7	14:07:35.531	51.521	18.543	16.579	16.399

Lap	Time of Day	Lap Tm	S1 Tm	S2 Tm	S3 Tm
(207) Ferenc KANCSAR					
1	14:02:38.633	51.598	18.606	16.607	16.385
2	14:03:29.982	51.349	18.496	16.499	16.354
3	14:04:21.289	51.307	18.529	16.419	16.359
4	14:05:12.457	51.168	18.356	16.484	16.328
5	14:06:03.792	51.335	18.391	16.542	16.402
6	14:06:55.344	51.552	18.562	16.539	16.451
7	14:07:49.280	53.936	18.420	16.538	18.978

Lap	Time of Day	Lap Tm	S1 Tm	S2 Tm	S3 Tm
(221) Jesse LAZARE					
1	14:03:28.165	52.779	18.999	16.902	16.878
2	14:04:19.891	51.726	18.396	16.803	16.527
3	14:05:11.070	51.179	18.376	16.526	16.277
4	14:06:02.350	51.280	18.337	16.515	16.428
5	14:06:54.542	52.192	18.670	16.889	16.633
6	14:07:45.877	51.335	18.385	16.571	16.379

Lap	Time of Day	Lap Tm	S1 Tm	S2 Tm	S3 Tm
(299) Philip MORIN					
1	14:02:27.430	51.441	18.509	16.579	16.353
2	14:03:18.624	51.194	18.493	16.401	16.300
3	14:04:10.070	51.446	18.591	16.561	16.294
4	14:05:01.627	51.557	18.399	16.741	16.417
5	14:05:52.876	51.249	18.362	16.484	16.403
6	14:06:44.633	51.757	18.727	16.640	16.390
7	14:07:36.120	51.487	18.545	16.474	16.468

Lap	Time of Day	Lap Tm	S1 Tm	S2 Tm	S3 Tm
(223) Jacob NIELSEN					
1	14:02:33.067	52.002	18.871	16.717	16.414
2	14:03:24.307	51.240	18.381	16.558	16.301
3	14:04:15.507	51.200	18.402	16.508	16.290
4	14:05:06.969	51.462	18.344	16.761	16.357
5	14:05:58.314	51.345	18.327	16.587	16.431
6	14:06:49.765	51.451	18.634	16.516	16.301
7	14:07:42.227	52.462	18.849	17.066	16.547

Lap	Time of Day	Lap Tm	S1 Tm	S2 Tm	S3 Tm
(271) Christopher FRIEDRICH					
1	14:02:35.746	51.915	18.827	16.754	16.334
2	14:03:26.985	51.239	18.415	16.473	16.351
3	14:04:18.196	51.211	18.542	16.440	16.297
4	14:05:09.481	51.285	18.406	16.510	16.369
5	14:06:00.900	51.419	18.532	16.596	16.291
6	14:06:52.171	51.271	18.517	16.469	16.285
7	14:07:44.430	52.259	18.561	16.523	17.175

Lap	Time of Day	Lap Tm	S1 Tm	S2 Tm	S3 Tm
(211) Shaun SLAVIN					
1	14:02:35.206	51.927	18.714	16.693	16.520
2	14:03:26.508	51.302	18.440	16.538	16.324
3	14:04:17.720	51.212	18.478	16.437	16.297
4	14:05:09.082	51.362	18.552	16.528	16.282
5	14:06:00.432	51.350	18.610	16.435	16.305
6	14:06:51.711	51.279	18.543	16.429	16.307
7	14:07:43.087	51.376	18.528	16.500	16.348

Lap	Time of Day	Lap Tm	S1 Tm	S2 Tm	S3 Tm
(205) Sean BABINGTON					

Lap	Time of Day	Lap Tm	S1 Tm	S2 Tm	S3 Tm
1	14:02:32.528	52.079	18.753	16.864	16.462
2	14:03:23.935	51.407	18.552	16.523	16.332
3	14:04:15.262	51.327	18.475	16.505	16.347
4	14:05:06.628	51.366	18.474	16.530	16.362
5	14:05:57.885	51.257	18.329	16.543	16.385
6	14:06:49.339	51.454	18.614	16.582	16.258
7	14:07:41.313	51.974	18.832	16.685	16.457

Lap	Time of Day	Lap Tm	S1 Tm	S2 Tm	S3 Tm
(261) Stephane KOX					
1	14:02:36.285	52.249	19.176	16.671	16.402
2	14:03:27.963	51.678	18.477	16.713	16.488
3	14:04:19.356	51.393	18.439	16.582	16.372
4	14:05:10.713	51.357	18.360	16.575	16.422
5	14:06:02.027	51.314	18.471	16.501	16.342
6	14:06:53.826	51.799	18.789	16.639	16.371
7	14:07:45.435	51.609	18.461	16.642	16.506

Lap	Time of Day	Lap Tm	S1 Tm	S2 Tm	S3 Tm
(269) John FRIBERG					
1	14:02:28.660	51.558	18.451	16.691	16.416
2	14:03:20.276	51.616	18.588	16.626	16.402
3	14:04:11.630	51.354	18.460	16.465	16.429
4	14:05:03.045	51.415	18.387	16.634	16.394
5	14:05:55.320	52.275	19.310	16.597	16.368
6	14:06:46.644	51.324	18.428	16.589	16.307
7	14:07:39.258	52.614	18.607	16.685	17.322

Lap	Time of Day	Lap Tm	S1 Tm	S2 Tm	S3 Tm
(213) Thomas BENISRI					
1	14:02:28.309	51.662	18.483	16.712	16.467
2	14:03:19.702	51.393	18.600	16.474	16.319
3	14:04:11.077	51.375	18.556	16.496	16.323
4	14:05:02.685	51.608	18.504	16.518	16.586
5	14:05:54.173	51.488	18.556	16.546	16.386
6	14:06:46.366	52.193	18.767	17.023	16.403
7	14:07:39.559	53.193	19.060	16.644	17.489

Lap	Time of Day	Lap Tm	S1 Tm	S2 Tm	S3 Tm
(219) Andreas BACKMAN					
1	14:02:19.511	1:01.999	23.301	21.804	16.894
2	14:03:11.387	51.876	18.679	16.850	16.347
3	14:04:03.430	52.043	18.739	16.869	16.435
4	14:04:54.855	51.425	18.466	16.638	16.321
5	14:05:47.042	52.187	18.712	17.141	16.334
6	14:06:38.850	51.808	18.644	16.749	16.415
7	14:07:30.655	51.805	18.768	16.657	16.380

Lap	Time of Day	Lap Tm	S1 Tm	S2 Tm	S3 Tm
(217) Glen VAN DROOGENBROECK					
1	14:02:50.948	51.748	18.584	16.910	16.254
2	14:03:42.630	51.682	18.613	16.693	16.376
3	14:04:34.281	51.651	18.637	16.715	16.299
4	14:05:25.751	51.470	18.477	16.608	16.385
5	14:06:17.234	51.483	18.566	16.551	16.366
6	14:07:08.797	51.563	18.653	16.570	16.340

Lap	Time of Day	Lap Tm	S1 Tm	S2 Tm	S3 Tm
(255) Moritz OBERHEIM					
1	14:02:33.572	52.160	19.102	16.637	16.421
2	14:03:25.059	51.487	18.676	16.479	16.332
3	14:04:16.541	51.482	18.663	16.458	16.361
4	14:05:08.676	52.135	18.726	16.521	16.888
5	14:06:01.414	52.738	19.596	16.617	16.525
6	14:06:54.921	53.507	19.555	16.737	17.215
7	14:07:46.624	51.703	18.651	16.550	16.502

Lap	Time of Day	Lap Tm	S1 Tm	S2 Tm	S3 Tm
(303) Giorgio MAGGI					
1	14:02:25.087	52.221	18.885	16.951	16.385
2	14:03:16.709	51.622	18.657	16.584	16.381
3	14:04:08.553	51.844	18.792	16.720	16.332
4	14:05:01.083	52.530	18.987	16.709	16.834
5	14:05:53.014	51.931	18.400	16.823	16.708
6	14:06:45.106	52.092	18.958	16.742	16.392
7	14:07:36.683	51.577	18.609	16.600	16.368

Lap	Time of Day	Lap Tm	S1 Tm	S2 Tm	S3 Tm
(263) Henry EASTHOPE					
1	14:02:18.556	52.648	19.156	16.825	16.667
2	14:03:10.800	52.244	18.938	16.755	16.551



Rotax Euro Challenge 2012 Wackersdorf

Rotax Seniors

Wackersdorf 1,275 Km

Non Qualifying Practice 2 Odd Numbers

11.05.2012 14:00

Practice (7:00 Time) started at 14:00:00

Lap	Time of Day	Lap Tm	S1 Tm	S2 Tm	S3 Tm	Lap	Time of Day	Lap Tm	S1 Tm	S2 Tm	S3 Tm
3	14:04:03.040	52.240	19.199	16.667	16.374	4	14:05:04.546	52.070	18.892	16.721	16.457
4	14:04:54.677	51.637	18.701	16.582	16.354	5	14:05:56.789	52.243	18.842	16.833	16.568
5	14:05:46.699	52.022	18.783	16.819	16.420	6	14:06:49.140	52.351	18.828	16.687	16.836
6	14:06:38.640	51.941	18.881	16.656	16.404	7	14:07:43.014	53.874	19.270	16.960	17.644
7	14:07:31.894	53.254	19.948	16.712	16.594						

(259) Nicolas PICOT

1	14:02:18.979	52.539	18.859	16.873	16.807
2	14:03:10.975	51.996	18.670	16.892	16.434
3	14:04:02.737	51.762	18.732	16.581	16.449
4	14:04:54.416	51.679	18.674	16.608	16.397
5	14:05:47.284	52.868	18.761	17.683	16.424
6	14:06:39.386	52.102	18.941	16.774	16.387
7	14:07:31.976	52.590	18.861	16.790	16.939

(267) Max RENBERG

1	14:01:58.063	52.531	19.036	16.872	16.623
2	14:02:50.315	52.252	18.870	16.770	16.612
3	14:03:42.825	52.510	18.937	16.714	16.859
4	14:04:34.716	51.891	18.758	16.650	16.483
5	14:05:27.971	53.255	19.577	17.182	16.496
6	14:06:20.256	52.285	18.784	16.929	16.572
7	14:07:12.286	52.030	18.813	16.675	16.542

(241) Pierre AUVRAY

1	14:02:18.344	59.405	21.437	20.506	17.462
2	14:03:10.324	51.980	18.836	16.743	16.401
3	14:04:02.239	51.915	18.762	16.640	16.513
4	14:04:53.972	51.733	18.655	16.639	16.439
5	14:05:45.919	51.947	18.787	16.754	16.406
6	14:06:37.696	51.777	18.719	16.653	16.405
7	14:07:29.384	51.688	18.608	16.700	16.380

(257) Ebba GRANDIN

1	14:01:54.446	52.525	18.949	17.023	16.553
2	14:02:46.729	52.283	18.801	16.848	16.612
3	14:03:38.624	51.895	18.890	16.567	16.438
4	14:04:30.646	52.022	18.897	16.666	16.459
5	14:05:22.843	52.197	18.630	16.709	16.858
6	14:06:14.867	52.024	18.735	16.844	16.445
7	14:07:07.698	52.831	19.523	16.800	16.508

(237) Sten Dorian PIIRIMAGI

1	14:02:23.851	52.209	18.968	16.820	16.421
2	14:03:15.688	51.837	18.833	16.619	16.385
3	14:04:07.598	51.910	18.789	16.686	16.435
4	14:05:00.171	52.573	19.354	16.725	16.494
5	14:05:52.092	51.921	18.683	16.744	16.494
6	14:06:47.349	55.257	20.719	17.988	16.550
7	14:07:39.060	51.711	18.695	16.663	16.353

(275) Benjamin KARLOG

1	14:01:51.620	52.624	19.065	16.922	16.637
2	14:02:44.647	53.027	19.481	16.933	16.613
3	14:03:36.985	52.338	19.019	16.770	16.549
4	14:04:30.117	53.132	19.775	16.827	16.530
5	14:05:23.092	52.975	18.930	16.810	17.235
6	14:06:15.097	52.005	18.737	16.787	16.481
7	14:07:07.528	52.431	19.172	16.709	16.550

(225) Jeremie LESOUDIER

1	14:02:21.728	52.331	18.977	16.782	16.572
2	14:03:13.694	51.966	18.721	16.671	16.574
3	14:04:05.873	52.179	18.898	16.740	16.541
4	14:04:57.850	51.977	18.780	16.735	16.462
5	14:05:49.737	51.887	18.767	16.654	16.466
6	14:06:41.448	51.711	18.648	16.685	16.378
7	14:07:33.884	52.436	19.171	16.794	16.471

(279) Juuso KAUKELIN

1	14:01:51.919	53.008	19.279	17.084	16.645
2	14:02:44.840	52.921	19.006	17.221	16.694
3	14:03:37.269	52.429	19.145	16.746	16.538
4	14:04:31.204	53.935	20.701	16.725	16.509
5	14:05:23.391	52.187	18.721	16.758	16.708
6	14:06:15.525	52.134	18.715	16.849	16.570
7	14:07:10.179	54.654	19.177	16.959	18.518

(227) Matija JURKOVIC

1	14:02:17.919	52.680	19.108	16.971	16.601
2	14:03:10.103	52.184	18.958	16.713	16.513
3	14:04:02.432	52.329	18.751	16.985	16.593
4	14:04:57.511	55.079	21.781	16.816	16.482
5	14:05:49.357	51.846	18.824	16.619	16.403
6	14:06:41.099	51.742	18.737	16.626	16.379
7	14:07:32.920	51.821	18.866	16.612	16.343

(233) Manon CHAVAGNE

1	14:02:02.031	53.090	19.406	16.922	16.762
2	14:02:54.332	52.301	18.972	16.741	16.588
3	14:03:46.731	52.399	19.072	16.784	16.543
4	14:04:39.149	52.418	19.018	16.819	16.581
5	14:05:31.509	52.360	18.986	16.755	16.619
6	14:06:23.657	52.148	18.906	16.688	16.554
7	14:07:17.209	53.552	18.968	16.757	17.827

(245) Hubert PETIT

1	14:02:29.189	52.254	19.135	16.692	16.427
2	14:03:20.968	51.779	18.819	16.525	16.435
3	14:04:12.868	51.900	18.852	16.574	16.474
4	14:05:05.306	52.438	18.761	17.164	16.513
5	14:05:57.433	52.127	18.891	16.755	16.481
6	14:06:50.310	52.877	19.793	16.666	16.418
7	14:07:42.759	52.449	18.939	16.941	16.569

(283) Marco FORRER

1	14:02:22.628	52.979	19.099	17.054	16.826
2	14:03:15.154	52.526	19.065	16.810	16.651
3	14:04:08.031	52.877	19.109	17.042	16.726
4	14:05:02.590	54.559	20.140	17.191	17.228
5	14:05:56.427	53.837	20.280	16.915	16.642
6	14:06:48.921	52.494	18.875	16.827	16.792
7	14:07:43.246	54.325	20.039	17.406	16.880

(301) Jonathan JOHANSSON

1	14:02:24.362	52.038	18.911	16.669	16.458
2	14:03:16.150	51.788	18.770	16.604	16.414
3	14:04:08.101	51.951	18.652	16.776	16.523
4	14:05:00.567	52.466	19.064	16.872	16.530
5	14:05:52.644	52.077	18.534	16.642	16.901
6	14:06:45.019	52.375	19.182	16.706	16.487
7	14:07:37.969	52.950	18.971	16.735	17.244

(243) Glenn VAN PARIJS

1	14:02:28.734	52.437	18.676	16.716	17.045
2	14:03:20.561	51.827	18.747	16.681	16.399
3	14:04:12.476	51.915	18.758	16.741	16.416

Timekeeping Ingrid and Meik Wagner:



Clerk of the course Nigel Edwards:

Steward (Chairman) Horst Seidel:

Chief Scrutineer Paul Klaassen:

www.mylaps.com



Rotax Euro Challenge 2012 Wackersdorf

Rotax Seniors

Wackersdorf 1,275 Km

Qualifying Practice Group S1

11.05.2012 15:30

Qualifying (15:00 Time) started at 15:30:00

Pos	No.	Name	Nat.	Chassis	Race Team	Laps	Best Tm	Diff	Gap In Lap	km/h
1	294	Makino TADASUKE	JPN	Birel	Kalman Motorsport	7	51.118		4	89,792
2	254	Harrison SCOTT	GBR	Tonykart	Strawberry Racing	7	51.148	0.030	0.030	3 89,740
3	260	Bas de LAAT	NED	Gillard	PDB Racing Team	6	51.194	0.076	0.046	6 89,659
4	221	Jesse LAZARE	CAN	Formula K	Chapman Racing/Protrain	6	51.246	0.128	0.052	6 89,568
5	301	Jonathan JOHANSSON	SWE	Gillard	PDB Racing Team	7	51.311	0.193	0.065	5 89,455
6	216	Bryan EERDEN	NED	Gillard	PDB Racing Team	7	51.319	0.201	0.008	4 89,441
7	213	Thomas BENISRI	FRA	Sodikart	Win Max	8	51.334	0.216	0.015	3 89,414
8	234	Ash HAND	GBR	Tonykart	Strawberry Racing	7	51.343	0.225	0.009	6 89,399
9	269	John FRIBERG	SWE	Tonykart	Soda Kart	7	51.350	0.232	0.007	5 89,387
10	219	Andreas BACKMAN	SWE	Tonykart	Strawberry Racing	7	51.464	0.346	0.114	4 89,189
11	293	Sandor JAKAB	SVK	Birel	Kalman Motorsport	7	51.486	0.368	0.022	5 89,150
12	278	Barrie PULLINGER	GBR	Alonso	Dan Holland Racing	7	51.512	0.394	0.026	6 89,105
13	252	Juuso PYKALAINEN	FIN	Tonykart	MPT Racing	7	51.681	0.563	0.169	6 88,814
14	258	Mikkel JOHNSEN	DEN	Intrepid	DMT Racing	6	51.683	0.565	0.002	5 88,811
15	272	Jules COUSIN	FRA	FA Kart	DSS Kart	7	51.689	0.571	0.006	3 88,800
16	220	Mathias SMITH	DEN	Kosmic	Star Karting	6	51.747	0.629	0.058	4 88,701
17	225	Jeremie LESOUDIER	FRA	Kosmic	PKS	8	51.747	0.629		7 88,701
18	237	Sten Dorian PIIRIMAGI	EST	Tonykart	Aix Racing Team	8	51.765	0.647	0.018	8 88,670
19	241	Pierre AUVRAY	FRA	FA Kart	DSS Kart	9	51.862	0.744	0.097	8 88,504
20	233	Manon CHAVAGNE	NED	Topkart	Slangen Karting	7	52.012	0.894	0.150	4 88,249
21	242	Miroslav KOVAR	CZE	MS Kart	MS Kart Racing Team	10	52.044	0.926	0.032	2 88,195
22	288	Cecile MARTINI	FRA	Sodikart	Martini Racing	10	52.173	1.055	0.129	1 87,977
23	243	Glenn VAN PARIJS	BEL	Zanardi	Raw Racing Team	7	52.195	1.077	0.022	2 87,939
24	275	Benjamin KARLOG	DEN	Tonykart	RS Competition	12	52.377	1.259	0.182	10 87,634

Announcements

These results are provisional until the conclusion of any judicial and technical matters

Timekeeping Ingrid and Meik Wagner:

Clerk of the course Nigel Edwards:

Steward (Chairman) Horst Seidel:

Chief Scrutineer Paul Klaassen:

Licensed to: Motorsport Events

Printed: 11.05.2012 15:46:48

posted at:

h



Rotax Euro Challenge 2012 Wackersdorf

Rotax Seniors

Wackersdorf 1,275 Km

Qualifying Practice Group S1

11.05.2012 15:30

Qualifying (15:00 Time) started at 15:30:01

Lap	Time of Day	Lap Tm	S1 Tm	S2 Tm	S3 Tm	Lap	Time of Day	Lap Tm	S1 Tm	S2 Tm	S3 Tm
(294) Makino TADASUKE						(219) Andreas BACKMAN					
1	15:40:10.489	52.186	18.805	16.904	16.477	1	15:40:37.417	1:02.751	20.821	22.102	19.828
2	15:41:02.460	51.971	18.723	16.783	16.465	2	15:41:29.218	51.801	18.611	16.764	16.426
3	15:41:53.899	51.439	18.484	16.577	16.378	3	15:42:20.738	51.520	18.539	16.609	16.372
4	15:42:45.017	51.118	18.333	16.464	16.321	4	15:43:12.444	51.706	18.443	16.647	16.616
5	15:43:36.249	51.232	18.245	16.472	16.515	5	15:44:03.794	51.350	18.329	16.534	16.487
6	15:44:27.604	51.355	18.390	16.420	16.545	6	15:44:55.258	51.464	18.358	16.716	16.390
7	15:45:18.922	51.318	18.314	16.493	16.511	7	15:45:46.768	51.510	18.522	16.604	16.384
(254) Harrison SCOTT						(293) Sandor JAKAB					
1	15:40:29.203	1:02.467	22.450	23.545	16.472	1	15:40:11.083	52.565	18.897	17.058	16.610
2	15:41:20.808	51.605	18.528	16.770	16.307	2	15:41:02.705	51.622	18.535	16.694	16.393
3	15:42:11.956	51.148	18.405	16.484	16.259	3	15:41:54.457	51.752	18.506	16.811	16.435
4	15:43:03.224	51.268	18.346	16.598	16.324	4	15:42:45.956	51.499	18.456	16.590	16.453
5	15:43:54.470	51.246	18.438	16.533	16.275	5	15:43:37.442	51.486	18.384	16.598	16.504
6	15:44:46.009	51.539	18.459	16.653	16.427	6	15:44:29.756	52.314	18.497	17.196	16.621
7	15:45:37.578	51.569	18.473	16.643	16.453	7	15:45:23.332	53.576	18.526	16.899	18.151
(260) Bas de LAAT						(278) Barrie PULLINGER					
1	15:41:22.717	51.274	18.354	16.624	16.296	1	15:40:21.193	1:01.354	24.336	20.555	16.463
2	15:42:15.854	53.137	19.122	17.403	16.612	2	15:41:12.938	51.745	18.540	16.777	16.428
3	15:43:07.052	51.198	18.318	16.548	16.332	3	15:42:04.465	51.527	18.530	16.570	16.427
4	15:43:58.424	51.372	18.461	16.542	16.369	4	15:43:00.738	56.273	18.756	18.741	18.776
5	15:44:49.654	51.230	18.375	16.500	16.355	5	15:43:52.324	51.586	18.509	16.567	16.510
6	15:45:40.848	51.194	18.383	16.479	16.332	6	15:44:43.836	51.512	18.507	16.557	16.448
(221) Jesse LAZARE						(252) Juuso PYKALAINEN					
1	15:41:22.323	51.824	18.407	17.011	16.406	1	15:40:26.366	1:02.322	21.547	23.834	16.941
2	15:42:13.888	51.565	18.503	16.685	16.377	2	15:41:18.378	52.012	18.761	16.829	16.422
3	15:43:05.375	51.487	18.537	16.562	16.388	3	15:42:10.510	52.132	18.575	17.159	16.398
4	15:43:56.816	51.441	18.508	16.573	16.360	4	15:43:02.193	51.683	18.661	16.654	16.368
5	15:44:48.093	51.277	18.382	16.544	16.351	5	15:43:53.982	51.789	18.589	16.707	16.493
6	15:45:39.339	51.246	18.348	16.506	16.392	6	15:44:45.663	51.681	18.422	16.825	16.434
(301) Jonathan JOHANSSON						(258) Mikkel JOHNSEN					
1	15:40:22.154	59.202	21.444	20.982	16.776	1	15:40:44.083	59.594	18.882	22.709	18.003
2	15:41:14.285	52.131	18.840	16.899	16.392	2	15:41:35.989	51.906	18.907	16.588	16.411
3	15:42:06.026	51.741	18.708	16.627	16.406	3	15:42:27.868	51.879	18.827	16.623	16.429
4	15:43:01.155	55.129	18.643	16.719	19.767	4	15:43:19.560	51.692	18.713	16.525	16.454
5	15:43:52.466	51.311	18.433	16.478	16.400	5	15:44:11.243	51.683	18.712	16.510	16.461
6	15:44:44.089	51.623	18.521	16.624	16.478	6	15:45:03.151	51.908	18.736	16.674	16.498
7	15:45:35.843	51.754	18.545	16.659	16.550	(272) Jules COUSIN					
(216) Bryan EERDEN						(220) Mathias SMITH					
1	15:40:11.304	52.329	18.733	16.634	16.962	1	15:40:47.249	52.038	18.805	16.776	16.457
2	15:41:03.328	52.024	18.539	16.810	16.675	2	15:41:39.019	51.770	18.744	16.612	16.414
3	15:41:54.789	51.461	18.459	16.642	16.360	3	15:42:30.789	51.770	18.754	16.577	16.439
4	15:42:46.108	51.319	18.395	16.572	16.352	4	15:43:22.536	51.747	18.762	16.526	16.459
5	15:43:37.855	51.747	18.697	16.596	16.454	5	15:44:14.308	51.772	18.803	16.495	16.474
6	15:44:29.410	51.555	18.408	16.598	16.549	6	15:45:06.156	51.848	18.733	16.617	16.498
7	15:45:22.471	53.061	18.630	16.952	17.479	(225) Jeremie LESOUDIER					
(213) Thomas BENISRI						(269) John FRIBERG					
1	15:39:39.477	53.606	19.686	16.789	17.131	1	15:40:20.593	1:01.267	24.492	20.227	16.548
2	15:40:31.652	52.175	18.772	16.902	16.501	2	15:41:12.138	51.545	18.454	16.647	16.444
3	15:41:22.986	51.334	18.326	16.627	16.381	3	15:42:03.693	51.555	18.623	16.521	16.411
4	15:42:14.877	51.891	18.699	16.855	16.337	4	15:43:01.220	57.527	20.243	18.253	19.031
5	15:43:07.898	53.021	18.596	17.861	16.564	5	15:43:55.217	53.997	19.098	18.542	16.357
6	15:43:59.818	51.920	18.641	16.623	16.656	6	15:44:46.560	51.343	18.339	16.532	16.472
7	15:44:51.524	51.706	18.671	16.519	16.516	7	15:45:38.332	51.772	18.859	16.508	16.405
8	15:45:47.578	56.054	18.799	19.121	18.134						



Rotax Euro Challenge 2012 Wackersdorf

Rotax Seniors

Wackersdorf 1,275 Km

Qualifying Practice Group S1

11.05.2012 15:30

Qualifying (15:00 Time) started at 15:30:01

Lap	Time of Day	Lap Tm	S1 Tm	S2 Tm	S3 Tm	Lap	Time of Day	Lap Tm	S1 Tm	S2 Tm	S3 Tm
4	15:42:07.208	52.132	18.971	16.772	16.389	4	15:38:06.377	52.647	19.113	17.012	16.522
5	15:42:59.975	52.767	18.572	16.744	17.451	5	15:39:18.882	1:12.505	23.845	24.123	24.537
6	15:43:51.770	51.795	18.574	16.735	16.486	6	15:40:12.151	53.269	19.575	17.051	16.643
7	15:44:43.517	51.747	18.607	16.670	16.470	7	15:41:04.847	52.696	19.128	16.918	16.650
8	15:45:35.505	51.988	18.405	16.893	16.690	8	15:41:57.578	52.731	19.280	16.801	16.650
(237) Sten Dorian PIIRIMAGI						9	15:42:50.281	52.703	19.042	16.941	16.720
1	15:39:07.897	57.316	20.258	20.420	16.638	10	15:43:42.658	52.377	18.837	16.845	16.695
2	15:40:00.342	52.445	18.931	16.898	16.616	11	15:44:36.238	53.580	19.034	17.962	16.584
3	15:40:52.727	52.385	18.990	16.892	16.503	12	15:45:31.078	54.840	19.652	16.838	18.350
4	15:41:44.978	52.251	18.941	16.799	16.511						
5	15:42:43.213	58.235	18.969	20.926	18.340						
6	15:43:35.230	52.017	18.806	16.634	16.577						
7	15:44:27.710	52.480	18.901	16.650	16.929						
8	15:45:19.475	51.765	18.592	16.642	16.531						
(241) Pierre AUVRAY											
1	15:38:28.795	51.970	18.742	16.788	16.440						
2	15:39:23.429	54.634	19.010	16.910	18.714						
3	15:40:19.456	56.027	21.183	18.157	16.687						
4	15:41:11.880	52.424	18.970	16.866	16.588						
5	15:42:04.810	52.930	19.038	16.919	16.973						
6	15:42:57.722	52.912	19.345	16.993	16.574						
7	15:43:49.718	51.996	18.741	16.788	16.467						
8	15:44:41.580	51.862	18.678	16.738	16.446						
9	15:45:34.966	53.386	18.762	16.897	17.727						
(233) Manon CHAVAGNE											
1	15:40:36.686	1:07.932	21.898	25.063	20.971						
2	15:41:30.447	53.761	20.367	16.896	16.498						
3	15:42:22.933	52.486	19.059	16.765	16.662						
4	15:43:14.945	52.012	18.772	16.678	16.562						
5	15:44:07.093	52.148	18.891	16.715	16.542						
6	15:44:59.419	52.326	18.930	16.725	16.671						
7	15:45:53.531	54.112	19.255	16.811	18.046						
(242) Miroslav KOVAR											
1	15:37:29.377	52.386	18.975	16.847	16.564						
2	15:38:21.421	52.044	19.047	16.547	16.450						
3	15:39:21.512	1:00.091	19.179	20.330	20.582						
4	15:40:14.156	52.644	19.238	16.790	16.616						
5	15:41:06.520	52.364	18.831	16.883	16.650						
6	15:41:59.443	52.923	18.984	17.228	16.711						
7	15:42:51.579	52.136	18.868	16.688	16.580						
8	15:43:43.816	52.237	18.838	16.759	16.640						
9	15:44:36.005	52.189	18.810	16.792	16.587						
10	15:45:30.471	54.466	19.609	16.881	17.976						
(288) Cecile MARTINI											
1	15:37:33.081	52.173	18.947	16.786	16.440						
2	15:38:25.441	52.360	19.010	16.966	16.384						
3	15:39:21.160	55.719	19.106	17.514	19.099						
4	15:40:13.792	52.632	19.261	16.854	16.517						
5	15:41:06.850	53.058	19.365	16.982	16.711						
6	15:42:03.978	57.128	18.865	20.408	17.855						
7	15:42:56.258	52.280	19.062	16.808	16.410						
8	15:43:48.663	52.405	18.949	16.915	16.541						
9	15:44:41.167	52.504	18.940	17.031	16.533						
10	15:45:36.077	54.910	19.007	16.942	18.961						
(243) Glenn VAN PARIJS											
1	15:40:29.871	1:01.986	21.591	23.829	16.566						
2	15:41:22.066	52.195	18.795	16.909	16.491						
3	15:42:14.552	52.486	19.222	16.717	16.547						
4	15:43:06.811	52.259	18.836	16.802	16.621						
5	15:43:59.908	53.097	19.288	16.802	17.007						
6	15:44:56.115	56.207	19.035	20.155	17.017						
7	15:45:49.209	53.094	18.984	16.752	17.358						
(275) Benjamin KARLOG											
1	15:35:28.670	52.598	19.098	16.858	16.642						
2	15:36:21.255	52.585	19.096	16.889	16.600						
3	15:37:13.730	52.475	19.013	16.874	16.588						

Timekeeping Ingrid and Meik Wagner:

Clerk of the course Nigel Edwards:

www.mylaps.com

Steward (Chairman) Horst Seidel:

Chief Scrutineer Paul Klaassen:

Licensed to: Motorsport Events

Printed: 11.05.2012 15:47:12

posted at:

h



Rotax Euro Challenge 2012 Wackersdorf

Rotax Seniors

Wackersdorf 1,275 Km

Qualifying Practice Group S2 **-NEW-**

11.05.2012 16:00

Qualifying (15:00 Time) started at 16:00:01

Pos	No.	Name	Nat.	Chassis	Race Team	Laps	Best Tm	Diff	Gap In Lap	km/h
1	205	Sean BABINGTON	GBR	Alonso	Dan Holland Racing	5	51.086			5 89,848
2	214	Michael COOL	BEL	Tonykart	Bouvin Power	6	51.125	0.039	0.039	5 89,780
3	212	Jiri FORMAN	GBR	MS Kart	MS Kart Racing Team	6	51.243	0.157	0.118	5 89,573
4	203	Edward BRAND	GBR	Formula K	Formula K Europe	7	51.325	0.239	0.082	4 89,430
5	290	Ukyo SASAHARA	JPN	DR	VPDR	7	51.351	0.265	0.026	7 89,385
6	240	Petr BEZEL	CZE	MS Kart	MS Kart Racing Team	7	51.375	0.289	0.024	3 89,343
7	217	Glen VAN DROOGENBROE	BEL	Tonykart	Bouvin Power	6	51.448	0.362	0.073	3 89,216
8	261	Stephane KOX	NED	Formula K	Formula K Europe	7	51.461	0.375	0.013	7 89,194
9	250	Ludvig MORIN	SWE	Kosmic	Paul Carr Racing	7	51.473	0.387	0.012	7 89,173
10	232	James SINGLETON	GBR	CRG	Coles Racing	8	51.476	0.390	0.003	8 89,168
11	304	Oliver NORRIS	GBR	Tonykart	RL Racing Dept Ltd	7	51.528	0.442	0.052	6 89,078
12	246	Sabedin Berat TURKER	TUR	Formula K	Protrain Racing	7	51.537	0.451	0.009	7 89,062
13	207	Ferenc KANCSAR	AUT	Birel	Kalman Motorsport	6	51.546	0.460	0.009	4 89,047
14	271	Christopher FRIEDRICH	GER	Praga	M-Tec/Praga Racing	6	51.609	0.523	0.063	5 88,938
15	268	Francisco MORA	POR	FA	Cabo do Mundo Kartteam	6	51.622	0.536	0.013	3 88,916
16	303	Giorgio MAGGI	SUI	Tonykart	Blacky Racing	7	51.668	0.582	0.046	7 88,836
17	262	Alex ENGBLOM	SWE	Tonykart	Soda Kart	7	51.769	0.683	0.101	3 88,663
18	226	Erik STILLMANN	SWE	Sodikart	Wallberg Motorsport	7	51.772	0.686	0.003	3 88,658
19	306	Kevin KEMMLING	GER	Formula K	Kartschmie.de	7	52.048	0.962	0.276	4 88,188
20	302	Kevin MINIER	FRA	Tonykart	MD Competition	7	52.087	1.001	0.039	7 88,122
21	244	Eva BENES	FRA	Kosmic	PKS	10	52.146	1.060	0.059	10 88,022
22	245	Hubert PETIT	FRA	Sodikart	Sodikart Junior Team	6	52.244	1.158	0.098	4 87,857
23	283	Marco FORRER	SUI	Mach 1	Kartteam Meier	7	52.549	1.463	0.305	4 87,347

Not classified										
DQ	255	Moritz OBERHEIM	GER	LH Kart	Matis Motorsport	6	51.836			3 88,548

Announcements

These results are provisional until the conclusion of any judicial and technical matters
 No. 255 excluded from qualifying practice / reason under the weight

Timekeeping Ingrid and Meik Wagner:

Clerk of the course Nigel Edwards:

Steward (Chairman) Horst Seidel:

Chief Scrutineer Paul Klaassen:

Licensed to: Motorsport Events

Printed: 11.05.2012 17:23:12

posted at:

h

www.mylaps.com



Rotax Euro Challenge 2012 Wackersdorf

Rotax Seniors

Wackersdorf 1,275 Km

Qualifying Practice Group S2

11.05.2012 16:00

Qualifying (15:00 Time) started at 16:00:00

Lap	Time of Day	Lap Tm	S1 Tm	S2 Tm	S3 Tm
(205) Sean BABINGTON					
1	16:12:01.229	51.502	18.443	16.631	16.428
2	16:12:52.569	51.340	18.366	16.582	16.392
3	16:13:43.871	51.302	18.377	16.532	16.393
4	16:14:35.210	51.339	18.392	16.463	16.484
5	16:15:26.296	51.086	18.269	16.464	16.353

(214) Michael COOL					
1	16:10:56.086	53.106	18.566	18.054	16.486
2	16:11:47.749	51.663	18.621	16.692	16.350
3	16:12:48.076	1:00.327	18.599	19.995	21.733
4	16:13:44.571	56.495	22.439	17.611	16.445
5	16:14:35.696	51.125	18.345	16.488	16.292
6	16:15:27.130	51.434	18.452	16.578	16.404

(212) Jiri FORMAN					
1	16:11:10.888	1:04.638	24.277	22.157	18.204
2	16:12:02.412	51.524	18.504	16.627	16.393
3	16:12:53.683	51.271	18.320	16.584	16.367
4	16:13:44.937	51.254	18.377	16.529	16.348
5	16:14:36.180	51.243	18.504	16.454	16.285
6	16:15:27.569	51.389	18.576	16.475	16.338

(203) Edward BRAND					
1	16:10:05.874	53.063	19.122	17.151	16.790
2	16:10:57.776	51.902	18.585	16.876	16.441
3	16:11:49.456	51.680	18.495	16.781	16.404
4	16:12:40.781	51.325	18.289	16.699	16.337
5	16:13:34.214	53.433	20.439	16.677	16.317
6	16:14:25.732	51.518	18.598	16.558	16.362
7	16:15:17.203	51.471	18.455	16.571	16.445

(290) Ukyo SASAHARA					
1	16:10:09.039	55.460	21.727	17.167	16.566
2	16:11:01.205	52.166	18.898	16.721	16.547
3	16:11:52.747	51.542	18.594	16.528	16.420
4	16:12:44.325	51.578	18.573	16.581	16.424
5	16:13:36.019	51.694	18.558	16.617	16.519
6	16:14:28.153	52.134	19.167	16.583	16.384
7	16:15:19.504	51.351	18.498	16.472	16.381

(240) Petr BEZEL					
1	16:10:10.465	56.141	22.233	17.244	16.664
2	16:11:02.305	51.840	18.780	16.679	16.381
3	16:11:53.680	51.375	18.526	16.516	16.333
4	16:12:45.239	51.559	18.597	16.447	16.515
5	16:13:36.617	51.378	18.512	16.492	16.374
6	16:14:29.013	52.396	19.433	16.583	16.380
7	16:15:20.450	51.437	18.458	16.608	16.371

(217) Glen VAN DROOGENBROECK					
1	16:10:49.350	1:02.928	18.805	20.301	23.822
2	16:11:42.597	53.247	20.045	16.697	16.505
3	16:12:34.045	51.448	18.592	16.518	16.338
4	16:13:25.578	51.533	18.591	16.582	16.360
5	16:14:18.593	53.015	18.726	16.727	17.562
6	16:15:10.657	52.064	18.729	16.832	16.503

(261) Stephane KOX					
1	16:10:07.007	53.603	19.757	17.184	16.662
2	16:10:59.747	52.740	19.183	16.858	16.699
3	16:11:51.491	51.744	18.538	16.740	16.466
4	16:12:43.373	51.882	18.691	16.611	16.580
5	16:13:34.919	51.546	18.432	16.635	16.479
6	16:14:26.591	51.672	18.699	16.542	16.431
7	16:15:18.052	51.461	18.515	16.544	16.402

(250) Ludvig MORIN					
1	16:10:09.574	55.605	21.806	17.245	16.554
2	16:11:01.505	51.931	18.653	16.766	16.512
3	16:11:53.060	51.555	18.468	16.622	16.465
4	16:12:44.730	51.670	18.513	16.600	16.557

5	16:13:36.450	51.720	18.501	16.583	16.636
6	16:14:29.284	52.834	19.326	16.984	16.524
7	16:15:20.757	51.473	18.434	16.645	16.394

(232) James SINGLETON					
1	16:08:59.748	1:02.260	22.397	18.433	21.430
2	16:10:06.330	1:06.582	23.578	23.050	19.954
3	16:10:58.457	52.127	18.893	16.743	16.491
4	16:11:51.717	53.260	18.527	16.585	18.148
5	16:12:47.737	56.020	22.749	16.797	16.474
6	16:13:39.596	51.859	18.865	16.602	16.392
7	16:14:31.173	51.577	18.681	16.534	16.362
8	16:15:22.649	51.476	18.565	16.490	16.421

(304) Oliver NORRIS					
1	16:10:08.192	56.688	21.883	17.937	16.868
2	16:11:04.806	56.614	19.453	17.650	19.511
3	16:11:57.485	52.679	19.379	16.726	16.574
4	16:12:49.644	52.159	18.675	16.614	16.870
5	16:13:41.948	52.304	19.010	16.684	16.610
6	16:14:33.476	51.528	18.700	16.448	16.380
7	16:15:25.109	51.633	18.661	16.490	16.482

(246) Sabedin Berat TURKER					
1	16:10:06.770	1:08.929	23.753	23.967	21.209
2	16:10:59.931	53.161	19.177	16.902	17.082
3	16:11:51.781	51.850	18.539	16.783	16.528
4	16:12:44.141	52.360	18.829	16.811	16.720
5	16:13:36.292	52.151	18.539	16.631	16.981
6	16:14:28.603	52.311	19.243	16.676	16.392
7	16:15:20.140	51.537	18.535	16.599	16.403

(207) Ferenc KANCSAR					
1	16:10:49.460	1:03.736	18.795	23.693	21.248
2	16:11:41.196	51.736	18.639	16.720	16.377
3	16:12:32.833	51.637	18.516	16.536	16.585
4	16:13:24.379	51.546	18.567	16.512	16.467
5	16:14:15.939	51.560	18.583	16.529	16.448
6	16:15:10.907	54.968	18.588	16.627	19.753

(271) Christopher FRIEDRICH					
1	16:10:55.671	53.130	18.769	17.905	16.456
2	16:11:47.425	51.754	18.658	16.698	16.398
3	16:12:39.674	52.249	19.213	16.634	16.402
4	16:13:31.352	51.678	18.684	16.597	16.397
5	16:14:22.961	51.609	18.686	16.532	16.391
6	16:15:14.670	51.709	18.721	16.581	16.407

(268) Francisco MORA					
1	16:10:57.944	51.753	18.682	16.693	16.378
2	16:11:49.667	51.723	18.644	16.648	16.431
3	16:12:41.289	51.622	18.354	16.808	16.460
4	16:13:33.712	52.423	18.822	16.867	16.734
5	16:14:25.610	51.898	18.847	16.608	16.443
6	16:15:17.515	51.905	18.958	16.540	16.407

(303) Giorgio MAGGI					
1	16:10:10.589	1:00.858	26.315	17.534	17.009
2	16:11:03.310	52.721	19.048	17.012	16.661
3	16:11:55.018	51.708	18.601	16.759	16.348
4	16:12:48.041	53.023	19.231	17.243	16.549
5	16:13:40.142	52.101	18.858	16.702	16.541
6	16:14:31.969	51.827	18.559	16.804	16.464
7	16:15:23.637	51.668	18.557	16.594	16.517

(262) Alex ENGBLOM					
1	16:10:12.256	57.274	23.065	17.618	16.591
2	16:11:11.524	59.268	20.130	20.776	18.362
3	16:12:03.293	51.769	18.435	16.775	16.559
4	16:12:55.190	51.897	18.611	16.820	16.466
5	16:13:47.220	52.030	18.748	16.790	16.492
6	16:14:39.058	51.838	18.765	16.638	16.435
7	16:15:31.058	52.000	18.744	16.747	16.509



Rotax Euro Challenge 2012 Wackersdorf

Rotax Seniors

Wackersdorf 1,275 Km

Qualifying Practice Group S2

11.05.2012 16:00

Qualifying (15:00 Time) started at 16:00:00

Lap	Time of Day	Lap Tm	S1 Tm	S2 Tm	S3 Tm	Lap	Time of Day	Lap Tm	S1 Tm	S2 Tm	S3 Tm
(226) Erik STILLMANN											
1	16:10:06.598	56.415	22.085	17.194	17.136						
2	16:10:58.690	52.092	18.813	16.856	16.423						
3	16:11:50.462	51.772	18.514	16.668	16.590						
4	16:12:42.340	51.878	18.665	16.712	16.501						
5	16:13:34.564	52.224	19.069	16.736	16.419						
6	16:14:26.946	52.382	19.170	16.812	16.400						
7	16:15:18.810	51.864	18.630	16.609	16.625						
(255) Moritz OBERHEIM											
1	16:10:56.604	52.591	19.149	16.893	16.549						
2	16:11:48.628	52.024	18.740	16.718	16.566						
3	16:12:40.464	51.836	18.691	16.685	16.460						
4	16:13:33.597	53.133	19.846	16.632	16.655						
5	16:14:29.869	56.272	23.038	16.747	16.487						
6	16:15:21.915	52.046	18.713	16.665	16.668						
(306) Kevin KEMMLING											
1	16:10:29.183	52.945	19.573	16.785	16.587						
2	16:11:21.418	52.235	18.818	16.808	16.609						
3	16:12:13.566	52.148	18.863	16.747	16.538						
4	16:13:05.614	52.048	18.787	16.749	16.512						
5	16:13:58.058	52.444	19.012	16.875	16.557						
6	16:14:50.327	52.269	19.018	16.783	16.468						
7	16:15:44.320	53.993	19.006	16.855	18.132						
(302) Kevin MINIER											
1	16:10:11.073	58.615	24.428	17.304	16.883						
2	16:11:04.410	53.337	19.722	16.856	16.759						
3	16:11:56.786	52.376	18.807	16.778	16.791						
4	16:12:48.960	52.174	18.863	16.645	16.666						
5	16:13:44.293	55.333	19.492	16.611	19.230						
6	16:14:36.918	52.625	19.510	16.577	16.538						
7	16:15:29.005	52.087	18.856	16.692	16.539						
(244) Eva BENES											
1	16:07:04.804	53.033	19.278	17.046	16.709						
2	16:07:57.720	52.916	19.084	17.060	16.772						
3	16:08:51.007	53.287	19.311	17.135	16.841						
4	16:09:44.580	53.573	19.908	16.926	16.739						
5	16:10:37.554	52.974	19.303	16.995	16.676						
6	16:11:30.419	52.865	19.190	16.938	16.737						
7	16:12:26.428	56.009	19.331	16.963	19.715						
8	16:13:25.208	58.780	24.362	17.886	16.532						
9	16:14:18.152	52.944	19.260	16.815	16.869						
10	16:15:10.298	52.146	19.012	16.689	16.445						
(245) Hubert PETIT											
1	16:10:57.299	53.399	19.091	17.445	16.863						
2	16:11:51.297	53.998	20.516	16.729	16.753						
3	16:12:45.816	54.519	19.583	16.670	18.266						
4	16:13:38.060	52.244	19.017	16.691	16.536						
5	16:14:30.897	52.837	19.497	16.757	16.583						
6	16:15:23.512	52.615	19.332	16.706	16.577						
(283) Marco FORRER											
1	16:10:10.758	58.943	24.666	17.596	16.681						
2	16:11:03.953	53.195	19.270	17.016	16.909						
3	16:11:56.982	53.029	19.066	16.866	17.097						
4	16:12:49.531	52.549	18.859	16.762	16.928						
5	16:13:42.770	53.239	19.401	17.113	16.725						
6	16:14:35.541	52.771	18.942	16.764	17.065						
7	16:15:28.667	53.126	19.540	16.910	16.676						



Rotax Euro Challenge 2012 Wackersdorf

Rotax Seniors

Wackersdorf 1,275 Km

Qualifying Practice Group S3 **-NEW-**

11.05.2012 16:30

Qualifying (15:00 Time) started at 16:30:01

Pos	No.	Name	Nat.	Chassis	Race Team	Laps	Best Tm	Diff	Gap In Lap	km/h
1	208	Charlie EASTWOOD	IRL	Formula K	Protrain Racing	7	51.046			5 89,919
2	222	Pierce LEHANE	AUS	Alonso	Dan Holland Racing	6	51.047	0.001	0.001	3 89,917
3	236	Andy KING	GBR	Tonykart	Strawberry Racing	7	51.188	0.142	0.141	3 89,669
4	211	Shaun SLAVIN	GBR	Formula K	Formula K Europe	6	51.229	0.183	0.041	3 89,598
5	299	Philip MORIN	SWE	Alonso	Dan Holland Racing	6	51.339	0.293	0.110	2 89,406
6	296	Josh HART	NZL	Birel	Kalman Motorsport	6	51.368	0.322	0.029	3 89,355
7	224	Aavo TALVAR	EST	Intrepid	Talvar Racing	6	51.500	0.454	0.132	4 89,126
8	270	Santeri VARIS	FIN	Tonykart	JTL Racing	6	51.547	0.501	0.047	3 89,045
9	218	Nicolai NIELSEN	DEN	TBA	Star Karting	6	51.554	0.508	0.007	3 89,033
10	284	Oliver MYERS	GBR	Tonykart	Coles Racing	8	51.636	0.590	0.082	8 88,891
11	259	Nicolas PICOT	FRA	Sodikart	Kart Pro Racing	7	51.657	0.611	0.021	3 88,855
12	266	Petr FULIN	CZE	MS Kart	MS Kart Racing Team	6	51.677	0.631	0.020	3 88,821
13	238	Alexandre FINKELSTEIN	FRA	Tonykart	MD Competition	8	51.690	0.644	0.013	6 88,799
14	223	Jacob NIELSEN	DEN	Kosmic	Star Karting	6	51.702	0.656	0.012	2 88,778
15	300	Joel AFFOLTER	NED	Gillard	PDB Racing Team	7	51.810	0.764	0.108	4 88,593
16	227	Matija JURKOVIC	SLO	Formula K	MLM Racing KK	6	51.829	0.783	0.019	3 88,560
17	280	Brandon NILSSON	SWE	Exprit	Brandon Racing	8	51.907	0.861	0.078	4 88,427
18	267	Max RENBERG	SWE	Tonykart	Soda Kart	6	52.011	0.965	0.104	3 88,251
19	279	Juuso KAUKELIN	FIN	Tonykart	JTL Racing	6	52.087	1.041	0.076	3 88,122
20	286	Lukasz BARTOSZUK	POL	Praga	Uniq Racing	7	52.092	1.046	0.005	6 88,113
21	257	Ebba GRANDIN	SWE	Kosmic	Soda Kart	12	52.094	1.048	0.002	9 88,110
22	263	Henry EASTHOPE	GBR	Sodikart	Sodikart Junior Team	6	52.155	1.109	0.061	4 88,007

Not classified

DNS	230	Charlie TURNER	GBR	CRG	Coles Racing					0 -
DQ	248	Artem KOROLEV	CAN	Intrepid	Team TKP	1	53.187			1 86,299

Announcements

These results are provisional until the conclusion of any judicial and technical matters
 No. 248 excluded from qualifying practice / reason under the weight

Timekeeping Ingrid and Meik Wagner:

Clerk of the course Nigel Edwards:

www.mylaps.com

Steward (Chairman) Horst Seidel:

Chief Scrutineer Paul Klaassen:

Licensed to: Motorsport Events

Printed: 11.05.2012 18:00:25

posted at:

h



Rotax Euro Challenge 2012 Wackersdorf

Rotax Seniors

Wackersdorf 1,275 Km

Qualifying Practice Group S3

11.05.2012 16:30

Qualifying (15:00 Time) started at 16:30:01

Lap	Time of Day	Lap Tm	S1 Tm	S2 Tm	S3 Tm
(208) Charlie EASTWOOD					
1	16:39:59.000	56.550	23.086	17.115	16.349
2	16:40:50.878	51.878	18.804	16.789	16.285
3	16:41:42.041	51.163	18.471	16.445	16.247
4	16:42:33.311	51.270	18.498	16.488	16.284
5	16:43:24.357	51.046	18.353	16.416	16.277
6	16:44:17.751	53.394	19.627	17.397	16.370
7	16:45:08.960	51.209	18.447	16.483	16.279

Lap	Time of Day	Lap Tm	S1 Tm	S2 Tm	S3 Tm
(222) Pierce LEHANE					
1	16:41:27.702	1:00.726	20.391	16.684	23.651
2	16:42:19.168	51.466	18.736	16.485	16.245
3	16:43:10.215	51.047	18.402	16.415	16.230
4	16:44:01.340	51.125	18.495	16.393	16.237
5	16:44:53.521	52.181	19.087	16.599	16.495
6	16:45:44.755	51.234	18.455	16.457	16.322

Lap	Time of Day	Lap Tm	S1 Tm	S2 Tm	S3 Tm
(236) Andy KING					
1	16:39:59.963	55.831	22.727	16.666	16.438
2	16:40:51.492	51.529	18.556	16.576	16.397
3	16:41:42.680	51.188	18.481	16.427	16.280
4	16:42:34.200	51.520	18.556	16.520	16.444
5	16:43:25.744	51.544	18.592	16.595	16.357
6	16:44:17.276	51.532	18.523	16.627	16.382
7	16:45:08.831	51.555	18.627	16.563	16.365

Lap	Time of Day	Lap Tm	S1 Tm	S2 Tm	S3 Tm
(211) Shaun SLAVIN					
1	16:41:22.143	53.531	20.512	16.547	16.472
2	16:42:14.134	51.991	19.162	16.527	16.302
3	16:43:05.363	51.229	18.499	16.459	16.271
4	16:43:59.329	53.966	18.789	16.473	18.704
5	16:44:52.234	52.905	20.019	16.553	16.333
6	16:45:43.510	51.276	18.456	16.524	16.296

Lap	Time of Day	Lap Tm	S1 Tm	S2 Tm	S3 Tm
(299) Philip MORIN					
1	16:41:21.451	52.227	19.134	16.543	16.550
2	16:42:12.790	51.339	18.406	16.566	16.367
3	16:43:04.274	51.484	18.454	16.657	16.373
4	16:43:58.574	54.300	21.424	16.429	16.447
5	16:44:50.130	51.556	18.388	16.629	16.539
6	16:45:41.547	51.417	18.454	16.484	16.479

Lap	Time of Day	Lap Tm	S1 Tm	S2 Tm	S3 Tm
(296) Josh HART					
1	16:41:25.999	59.616	18.828	19.213	21.575
2	16:42:17.637	51.638	18.660	16.615	16.363
3	16:43:09.005	51.368	18.492	16.536	16.340
4	16:44:00.416	51.411	18.577	16.523	16.311
5	16:44:51.883	51.467	18.461	16.584	16.422
6	16:45:50.969	59.086	23.385	17.486	18.215

Lap	Time of Day	Lap Tm	S1 Tm	S2 Tm	S3 Tm
(224) Aavo TALVAR					
1	16:40:58.349	51.862	18.695	16.627	16.540
2	16:41:50.059	51.710	18.804	16.527	16.379
3	16:42:41.623	51.564	18.673	16.520	16.371
4	16:43:33.123	51.500	18.586	16.506	16.408
5	16:44:27.138	54.015	18.621	16.626	18.768
6	16:45:18.700	51.562	18.590	16.561	16.411

Lap	Time of Day	Lap Tm	S1 Tm	S2 Tm	S3 Tm
(270) Santeri VARIS					
1	16:41:23.693	52.050	18.703	16.773	16.574
2	16:42:15.999	52.306	18.512	16.796	16.998
3	16:43:07.546	51.547	18.618	16.620	16.309
4	16:43:59.251	51.705	18.477	16.568	16.660
5	16:44:50.919	51.668	18.589	16.625	16.454
6	16:45:42.544	51.625	18.608	16.613	16.404

Lap	Time of Day	Lap Tm	S1 Tm	S2 Tm	S3 Tm
(218) Nicolai NIELSEN					
1	16:41:21.623	54.559	19.353	16.970	18.236
2	16:42:13.237	51.614	18.638	16.545	16.431
3	16:43:04.791	51.554	18.708	16.524	16.322
4	16:43:57.990	53.199	18.840	16.591	17.768
5	16:44:49.995	52.005	18.750	16.674	16.581

Lap	Time of Day	Lap Tm	S1 Tm	S2 Tm	S3 Tm
6	16:45:42.027	52.032	18.848	16.633	16.551

Lap	Time of Day	Lap Tm	S1 Tm	S2 Tm	S3 Tm
(284) Oliver MYERS					
1	16:39:03.014	1:23.606	24.378	26.509	32.719
2	16:39:57.706	54.692	21.359	16.871	16.462
3	16:40:49.952	52.246	18.846	16.872	16.528
4	16:41:41.926	51.974	18.738	16.744	16.492
5	16:42:34.046	52.120	19.015	16.600	16.505
6	16:43:26.289	52.243	19.122	16.671	16.450
7	16:44:18.300	52.011	18.840	16.678	16.493
8	16:45:09.936	51.636	18.592	16.608	16.436

Lap	Time of Day	Lap Tm	S1 Tm	S2 Tm	S3 Tm
(259) Nicolas PICOT					
1	16:40:00.560	54.365	21.039	16.752	16.574
2	16:40:52.712	52.152	18.724	16.683	16.745
3	16:41:44.369	51.657	18.680	16.571	16.406
4	16:42:36.468	52.099	18.792	16.820	16.487
5	16:43:28.270	51.802	18.763	16.596	16.443
6	16:44:26.316	58.046	18.810	19.255	19.981
7	16:45:18.039	51.723	18.720	16.615	16.388

Lap	Time of Day	Lap Tm	S1 Tm	S2 Tm	S3 Tm
(266) Petr FULIN					
1	16:40:58.662	51.684	18.568	16.724	16.392
2	16:41:50.798	52.136	18.681	16.970	16.485
3	16:42:42.475	51.677	18.621	16.615	16.441
4	16:43:34.169	51.694	18.560	16.635	16.499
5	16:44:26.572	52.403	18.590	16.872	16.941
6	16:45:18.398	51.826	18.680	16.681	16.465

Lap	Time of Day	Lap Tm	S1 Tm	S2 Tm	S3 Tm
(238) Alexandre FINKELSTEIN					
1	16:39:07.372	58.022	23.505	17.331	17.186
2	16:40:03.089	55.717	22.079	17.238	16.400
3	16:40:54.904	51.815	18.685	16.637	16.493
4	16:41:46.688	51.784	18.736	16.550	16.498
5	16:42:38.569	51.881	18.822	16.631	16.428
6	16:43:30.259	51.690	18.657	16.575	16.458
7	16:44:25.741	55.482	18.655	18.488	18.339
8	16:45:17.635	51.894	18.689	16.560	16.645

Lap	Time of Day	Lap Tm	S1 Tm	S2 Tm	S3 Tm
(223) Jacob NIELSEN					
1	16:41:22.219	52.794	19.509	16.871	16.414
2	16:42:13.921	51.702	18.720	16.609	16.373
3	16:43:05.761	51.840	18.894	16.632	16.314
4	16:43:57.778	52.017	18.739	16.656	16.622
5	16:44:49.901	52.123	18.714	16.704	16.705
6	16:45:42.289	52.388	19.191	16.676	16.521

Lap	Time of Day	Lap Tm	S1 Tm	S2 Tm	S3 Tm
(300) Joel AFFOLTER					
1	16:39:57.260	54.588	21.306	16.742	16.540
2	16:40:49.440	52.180	19.018	16.706	16.456
3	16:41:41.330	51.890	18.958	16.502	16.430
4	16:42:33.140	51.810	18.891	16.523	16.396
5	16:43:24.956	51.816	18.881	16.557	16.378
6	16:44:16.768	51.812	18.776	16.521	16.515
7	16:45:08.616	51.848	18.810	16.563	16.475

Lap	Time of Day	Lap Tm	S1 Tm	S2 Tm	S3 Tm
(227) Matija JURKOVIC					
1	16:41:22.687	53.699	20.421	16.694	16.584
2	16:42:14.657	51.970	18.956	16.628	16.386
3	16:43:06.486	51.829	18.732	16.747	16.350
4	16:43:59.452	52.966	18.973	16.724	17.269
5	16:44:51.298	51.846	18.766	16.594	16.486
6	16:45:43.169	51.871	18.764	16.535	16.572

Lap	Time of Day	Lap Tm	S1 Tm	S2 Tm	S3 Tm
(280) Brandon NILSSON					
1	16:39:22.230	52.849	19.273	17.003	16.573
2	16:40:15.708	53.478	19.865	17.077	16.536
3	16:41:07.810	52.102	18.864	16.712	16.526
4	16:41:59.717	51.907	18.714	16.703	16.490
5	16:42:51.683	51.966	18.747	16.723	16.496
6	16:43:43.635	51.952	18.680	16.670	16.602
7	16:44:35.935	52.300	18.661	16.828	16.811
8	16:45:27.903	51.968	18.832	16.624	16.512

Timekeeping Ingrid and Meik Wagner:

Clerk of the course Nigel Edwards:

www.mylaps.com

Steward (Chairman) Horst Seidel:

Chief Scrutineer Paul Klaassen:

Licensed to: Motorsport Events

Printed: 11.05.2012 16:46:47

posted at:

h



Rotax Euro Challenge 2012 Wackersdorf

Rotax Seniors

Wackersdorf 1,275 Km

Qualifying Practice Group S3

11.05.2012 16:30

Qualifying (15:00 Time) started at 16:30:01

Lap	Time of Day	Lap Tm	S1 Tm	S2 Tm	S3 Tm	Lap	Time of Day	Lap Tm	S1 Tm	S2 Tm	S3 Tm
(267) Max RENBERG											
1	16:41:01.401	52.024	18.764	16.852	16.408						
2	16:41:53.512	52.111	18.791	16.756	16.564						
3	16:42:45.523	52.011	18.796	16.661	16.554						
4	16:43:37.665	52.142	18.865	16.620	16.657						
5	16:44:30.724	53.059	18.934	17.185	16.940						
6	16:45:23.489	52.765	19.184	16.917	16.664						
(279) Juuso KAUKELIN											
1	16:41:24.658	52.529	18.829	17.120	16.580						
2	16:42:16.913	52.255	18.886	16.739	16.630						
3	16:43:09.000	52.087	18.719	16.807	16.561						
4	16:44:01.179	52.179	18.943	16.716	16.520						
5	16:44:53.979	52.800	18.856	16.766	17.178						
6	16:45:46.137	52.158	18.732	16.777	16.649						
(286) Lukasz BARTOSZUK											
1	16:39:48.858	52.945	19.220	16.998	16.727						
2	16:40:41.279	52.421	18.996	16.803	16.622						
3	16:41:33.690	52.411	18.972	16.760	16.679						
4	16:42:26.002	52.312	18.887	16.903	16.522						
5	16:43:19.401	53.399	20.105	16.751	16.543						
6	16:44:11.493	52.092	18.774	16.752	16.566						
7	16:45:03.774	52.281	18.940	16.733	16.608						
(257) Ebba GRANDIN											
1	16:35:39.692	52.641	18.984	17.040	16.617						
2	16:36:32.253	52.561	18.960	16.893	16.708						
3	16:37:25.067	52.814	19.368	16.878	16.568						
4	16:38:17.494	52.427	18.951	16.901	16.575						
5	16:39:09.910	52.416	18.863	16.923	16.630						
6	16:40:02.391	52.481	19.103	16.790	16.588						
7	16:40:54.805	52.414	18.770	17.050	16.594						
8	16:41:47.324	52.519	19.169	16.804	16.546						
9	16:42:39.418	52.094	18.905	16.642	16.547						
10	16:43:31.755	52.337	18.749	16.773	16.815						
11	16:44:25.161	53.406	18.667	17.537	17.202						
12	16:45:17.851	52.690	18.849	16.820	17.021						
(263) Henry EASTHOPE											
1	16:41:25.112	55.531	21.272	17.529	16.730						
2	16:42:18.111	52.999	19.158	17.273	16.568						
3	16:43:10.734	52.623	18.977	17.066	16.580						
4	16:44:02.889	52.155	19.036	16.752	16.367						
5	16:44:55.128	52.239	19.036	16.746	16.457						
6	16:45:47.297	52.169	18.994	16.648	16.527						
(248) Artem KOROLEV											
1	16:39:50.855	53.187	19.423	17.141	16.623						

Timekeeping Ingrid and Meik Wagner:

Clerk of the course Nigel Edwards:

Steward (Chairman) Horst Seidel:

Chief Scrutineer Paul Klaassen:

Licensed to: Motorsport Events



Rotax Euro Challenge 2012 Wackersdorf

Rotax Seniors

Wackersdorf 1,275 Km

Total result Qualifying Group S1/S2/S3 -Official Result-

Pos	No.	Name	Nat.	Chassis	Race Team	total Best Tm	Diff	QS1 Best Tm	QS2 Best Tm	QS3 Best Tm
1	208	Charlie EASTWOOD	IRL	Formula K	Protrain Racing	51.046				51.046
2	222	Pierce LEHANE	AUS	Alonso	Dan Holland Racing	51.047	0.001			51.047
3	205	Sean BABINGTON	GBR	Alonso	Dan Holland Racing	51.086	0.040		51.086	
4	294	Makino TADASUKE	JPN	Birel	Kalman Motorsport	51.118	0.072	51.118		
5	214	Michael COOL	BEL	Tonykart	Bouvin Power	51.125	0.079		51.125	
6	254	Harrison SCOTT	GBR	Tonykart	Strawberry Racing	51.148	0.102	51.148		
7	236	Andy KING	GBR	Tonykart	Strawberry Racing	51.188	0.142			51.188
8	260	Bas de LAAT	NED	Gillard	PDB Racing Team	51.194	0.148	51.194		
9	211	Shaun SLAVIN	GBR	Formula K	Formula K Europe	51.229	0.183			51.229
10	212	Jiri FORMAN	GBR	MS Kart	MS Kart Racing Team	51.243	0.197		51.243	
11	221	Jesse LAZARE	CAN	Formula K	Chapman Racing/Protrain	51.246	0.200	51.246		
12	301	Jonathan JOHANSSON	SWE	Gillard	PDB Racing Team	51.311	0.265	51.311		
13	216	Bryan EERDEN	NED	Gillard	PDB Racing Team	51.319	0.273	51.319		
14	203	Edward BRAND	GBR	Formula K	Formula K Europe	51.325	0.279		51.325	
15	213	Thomas BENISRI	FRA	Sodikart	Win Max	51.334	0.288	51.334		
16	299	Philip MORIN	SWE	Alonso	Dan Holland Racing	51.339	0.293			51.339
17	234	Ash HAND	GBR	Tonykart	Strawberry Racing	51.343	0.297	51.343		
18	269	John FRIBERG	SWE	Tonykart	Soda Kart	51.350	0.304	51.350		
19	290	Ukyo SASAHARA	JPN	DR	VPDR	51.351	0.305		51.351	
20	296	Josh HART	NZL	Birel	Kalman Motorsport	51.368	0.322			51.368
21	240	Petr BEZEL	CZE	MS Kart	MS Kart Racing Team	51.375	0.329		51.375	
22	217	Glen VAN DROOGENBROE	BEL	Tonykart	Bouvin Power	51.448	0.402		51.448	
23	261	Stephane KOX	NED	Formula K	Formula K Europe	51.461	0.415		51.461	
24	219	Andreas BACKMAN	SWE	Tonykart	Strawberry Racing	51.464	0.418	51.464		
25	250	Ludvig MORIN	SWE	Kosmic	Paul Carr Racing	51.473	0.427		51.473	
26	232	James SINGLETON	GBR	CRG	Coles Racing	51.476	0.430		51.476	
27	293	Sandor JAKAB	SVK	Birel	Kalman Motorsport	51.486	0.440	51.486		
28	224	Aavo TALVAR	EST	Intrepid	Talvar Racing	51.500	0.454			51.500
29	278	Barrie PULLINGER	GBR	Alonso	Dan Holland Racing	51.512	0.466	51.512		
30	304	Oliver NORRIS	GBR	Tonykart	RL Racing Dept Ltd	51.528	0.482		51.528	
31	246	Sabedin Berat TURKER	TUR	Formula K	Protrain Racing	51.537	0.491		51.537	
32	207	Ferenc KANCSAR	AUT	Birel	Kalman Motorsport	51.546	0.500		51.546	
33	270	Santeri VARIS	FIN	Tonykart	JTL Racing	51.547	0.501			51.547
34	218	Nicolai NIELSEN	DEN	TBA	Star Karting	51.554	0.508			51.554
35	271	Christopher FRIEDRICH	GER	Praga	M-Tec/Praga Racing	51.609	0.563		51.609	
36	268	Francisco MORA	POR	FA	Cabo do Mundo Kartteam	51.622	0.576		51.622	
37	284	Oliver MYERS	GBR	Tonykart	Coles Racing	51.636	0.590			51.636
38	259	Nicolas PICOT	FRA	Sodikart	Kart Pro Racing	51.657	0.611			51.657
39	303	Giorgio MAGGI	SUI	Tonykart	Blacky Racing	51.668	0.622		51.668	
40	266	Petr FULIN	CZE	MS Kart	MS Kart Racing Team	51.677	0.631			51.677
41	252	Juuso PYKALAINEN	FIN	Tonykart	MPT Racing	51.681	0.635	51.681		
42	258	Mikkel JOHNSEN	DEN	Intrepid	DMT Racing	51.683	0.637	51.683		
43	272	Jules COUSIN	FRA	FA Kart	DSS Kart	51.689	0.643	51.689		
44	238	Alexandre FINKELSTEIN	FRA	Tonykart	MD Competition	51.690	0.644			51.690
45	223	Jacob NIELSEN	DEN	Kosmic	Star Karting	51.702	0.656			51.702

Announcements

These results are provisional until the conclusion of any judicial and technical matters
 No. 255 + 248 excluded from qualifying practice / reason under the weight



Rotax Euro Challenge 2012 Wackersdorf

Rotax Seniors

Wackersdorf 1,275 Km

Total result Qualifying Group S1/S2/S3 -Official Result-

Pos	No.	Name	Nat.	Chassis	Race Team	total Best Tm	Diff	QS1 Best Tm	QS2 Best Tm	QS3 Best Tm
46	220	Mathias SMITH	DEN	Kosmic	Star Karting	51.747	0.701	51.747		
47	225	Jeremie LESOUDIER	FRA	Kosmic	PKS	51.747	0.701	51.747		
48	237	Sten Dorian PIIRIMAGI	EST	Tonykart	Aix Racing Team	51.765	0.719	51.765		
49	262	Alex ENGBLOM	SWE	Tonykart	Soda Kart	51.769	0.723		51.769	
50	226	Erik STILLMANN	SWE	Sodikart	Wallberg Motorsport	51.772	0.726		51.772	
51	300	Joel AFFOLTER	NED	Gillard	PDB Racing Team	51.810	0.764			51.810
52	227	Matija JURKOVIC	SLO	Formula K	MLM Racing KK	51.829	0.783			51.829
53	241	Pierre AUVRAY	FRA	FA Kart	DSS Kart	51.862	0.816	51.862		
54	280	Brandon NILSSON	SWE	Exprit	Brandon Racing	51.907	0.861			51.907
55	267	Max RENBERG	SWE	Tonykart	Soda Kart	52.011	0.965			52.011
56	233	Manon CHAVAGNE	NED	Topkart	Slangen Karting	52.012	0.966	52.012		
57	242	Miroslav KOVAR	CZE	MS Kart	MS Kart Racing Team	52.044	0.998	52.044		
58	306	Kevin KEMMLING	GER	Formula K	Kartschmie.de	52.048	1.002		52.048	
59	279	Juuso KAUKELIN	FIN	Tonykart	JTL Racing	52.087	1.041			52.087
60	302	Kevin MINIER	FRA	Tonykart	MD Competition	52.087	1.041		52.087	
61	286	Lukasz BARTOSZUK	POL	Praga	Uniq Racing	52.092	1.046			52.092
62	257	Ebba GRANDIN	SWE	Kosmic	Soda Kart	52.094	1.048			52.094
63	244	Eva BENES	FRA	Kosmic	PKS	52.146	1.100		52.146	
64	263	Henry EASTHOPE	GBR	Sodikart	Sodikart Junior Team	52.155	1.109			52.155
65	288	Cecile MARTINI	FRA	Sodikart	Martini Racing	52.173	1.127	52.173		
66	243	Glenn VAN PARIJS	BEL	Zanardi	Raw Racing Team	52.195	1.149	52.195		
67	245	Hubert PETIT	FRA	Sodikart	Sodikart Junior Team	52.244	1.198		52.244	
68	275	Benjamin KARLOG	DEN	Tonykart	RS Competition	52.377	1.331	52.377		
69	283	Marco FORRER	SUI	Mach 1	Kartteam Meier	52.549	1.503		52.549	
DQ	255	Moritz OBERHEIM	GER	LH Kart	Matis Motorsport					
DQ	248	Artem KOROLEV	CAN	Intrepid	Team TKP					
DNS	230	Charlie TURNER	GBR	CRG	Coles Racing					

Announcements

These results are provisional until the conclusion of any judicial and technical matters
 No. 255 + 248 excluded from qualifying practice / reason under the weight

**Heat organization
Rotax Euro Challenge 2012
Wackersdorf / Germany
Rotax Max Seniors Group A**

Group	Pos	No.	Firstname	Lastname	Class	Overall BestTm
Group A	1	208	Charlie	EASTWOOD	Seniors	51.046
Group A	6	254	Harrison	SCOTT	Seniors	51.148
Group A	11	221	Jesse	LAZARE	Seniors	51.246
Group A	16	299	Philip	MORIN	Seniors	51.339
Group A	21	240	Petr	BEZEL	Seniors	51.375
Group A	26	232	James	SINGLETON	Seniors	51.476
Group A	31	246	Sabedin Berat	TURKER	Seniors	51.537
Group A	36	268	Francisco	MORA	Seniors	51.622
Group A	41	252	Juuso	PYKALAINEN	Seniors	51.681
Group A	46	220	Mathias	SMITH	Seniors	51.747
Group A	51	300	Joel	AFFOLTER	Seniors	51.810
Group A	56	233	Manon	CHAVAGNE	Seniors	52.012
Group A	61	286	Lukasz	BARTOSZUK	Seniors	52.092
Group A	66	243	Glenn	VAN PARIJS	Seniors	52.195
Group A	71	248	Artem	KOROLEV	Seniors	EXC



Clerk of the course Nigel Edwards:

Stewards (Chairman) Horst Seidel:

Scrutineer Paul Klaassen:

Timekeeping Ingrid/Meik Wagner:

Printed: 11.05.2012 17:42

Posted at: h

**Heat organization
Rotax Euro Challenge 2012
Wackersdorf / Germany
Rotax Max Seniors Group B**

Group	Pos	No.	Firstname	Lastname	Class	Overall BestTm
Group B	2	222	Pierce	LEHANE	Seniors	51.047
Group B	7	236	Andy	KING	Seniors	51.188
Group B	12	301	Jonathan	JOHANSSON	Seniors	51.311
Group B	17	234	Ash	HAND	Seniors	51.343
Group B	22	217	Glen	VAN DROOGENB	Seniors	51.448
Group B	27	293	Sandor	JAKAB	Seniors	51.486
Group B	32	207	Ferenc	KANCSAR	Seniors	51.546
Group B	37	284	Oliver	MYERS	Seniors	51.636
Group B	42	258	Mikkel	JOHNSEN	Seniors	51.683
Group B	47	225	Jeremie	LESOUDIER	Seniors	51.747
Group B	52	227	Matija	JURKOVIC	Seniors	51.829
Group B	57	242	Miroslav	KOVAR	Seniors	52.044
Group B	62	257	Ebba	GRANDIN	Seniors	52.094
Group B	67	245	Hubert	PETIT	Seniors	52.244
Group B	72	230	Charlie	TURNER	Seniors	DNS



Clerk of the course Nigel Edwards:

Stewards (Chairman) Horst Seidel:

Scrutineer Paul Klaassen:

Timekeeping Ingrid/Meik Wagner:

Printed: 11.05.2012 17:42

Posted at: h

**Heat organization
Rotax Euro Challenge 2012
Wackersdorf / Germany
Rotax Max Seniors Group C**

Group	Pos	No.	Firstname	Lastname	Class	Overall BestTm
Group C	3	205	Sean	BABINGTON	Seniors	51.086
Group C	8	260	Bas	de LAAT	Seniors	51.194
Group C	13	216	Bryan	EERDEN	Seniors	51.319
Group C	18	269	John	FRIBERG	Seniors	51.350
Group C	23	261	Stephane	KOX	Seniors	51.461
Group C	28	224	Aavo	TALVAR	Seniors	51.500
Group C	33	270	Santeri	VARIS	Seniors	51.547
Group C	38	259	Nicolas	PICOT	Seniors	51.657
Group C	43	272	Jules	COUSIN	Seniors	51.689
Group C	48	237	Sten Dorian	PIIRIMAGI	Seniors	51.765
Group C	53	241	Pierre	AUVRAY	Seniors	51.862
Group C	58	306	Kevin	KEMMLING	Seniors	52.048
Group C	63	244	Eva	BENES	Seniors	52.146
Group C	68	275	Benjamin	KARLOG	Seniors	52.377



Clerk of the course Nigel Edwards:

Stewards (Chairman) Horst Seidel:

Scrutineer Paul Klaassen:

Timekeeping Ingrid/Meik Wagner:

Printed: 11.05.2012 17:42

posted at: h

**Heat organization
Rotax Euro Challenge 2012
Wackersdorf / Germany
Rotax Max Seniors Group D**

Group	Pos	No.	Firstname	Lastname	Class	Overall BestTm
Group D	4	294	Makino	TADASUKE	Seniors	51.118
Group D	9	211	Shaun	SLAVIN	Seniors	51.229
Group D	14	203	Edward	BRAND	Seniors	51.325
Group D	19	290	Ukyo	SASAHARA	Seniors	51.351
Group D	24	219	Andreas	BACKMAN	Seniors	51.464
Group D	29	278	Barrie	PULLINGER	Seniors	51.512
Group D	34	218	Nicolai	NIELSEN	Seniors	51.554
Group D	39	303	Giorgio	MAGGI	Seniors	51.668
Group D	44	238	Alexandre	FINKELSTEIN	Seniors	51.690
Group D	49	262	Alex	ENGBLOM	Seniors	51.769
Group D	54	280	Brandon	NILSSON	Seniors	51.907
Group D	59	279	Juuso	KAUKELIN	Seniors	52.087
Group D	64	263	Henry	EASTHOPE	Seniors	52.155
Group D	69	283	Marco	FORRER	Seniors	52.549



Clerk of the course Nigel Edwards:

Stewards (Chairman) Horst Seidel:

Scrutineer Paul Klaassen:

Timekeeping Ingrid/Meik Wagner:

Printed: 11.05.2012 17:42

posted at: h

**Heat organization
Rotax Euro Challenge 2012
Wackersdorf / Germany
Group E**

Group	Pos	No.	Firstname	Lastname	Class	Overall BestTm
Group E	5	214	Michael	COOL	Seniors	51.125
Group E	10	212	Jiri	FORMAN	Seniors	51.243
Group E	15	213	Thomas	BENISRI	Seniors	51.334
Group E	20	296	Josh	HART	Seniors	51.368
Group E	25	250	Ludvig	MORIN	Seniors	51.473
Group E	30	304	Oliver	NORRIS	Seniors	51.528
Group E	35	271	Christopher	FRIEDRICH	Seniors	51.609
Group E	40	266	Petr	FULIN	Seniors	51.677
Group E	45	223	Jacob	NIELSEN	Seniors	51.702
Group E	50	226	Erik	STILLMANN	Seniors	51.772
Group E	55	267	Max	RENBURG	Seniors	52.011
Group E	60	302	Kevin	MINIER	Seniors	52.087
Group E	65	288	Cecile	MARTINI	Seniors	52.173
Group E	70	255	Moritz	OBERHEIM	Seniors	EXC



Clerk of the course Nigel Edwards:

Stewards (Chairman) Horst Seidel:

Scrutineer Paul Klaassen:

Timekeeping Ingrid/Meik Wagner:

Printed: 11.05.2012 17:42

posted at: h

Rotax Euro Challenge 2012
 Class: Rotax Max Seniors
 Date/Time: 12.05.2012 10:10

Track: Wackersdorf / Germany
 Heat: Race 1 Qualifying Heat 1 A+B
 Laps: 11

Edition 1

	35		18		36
	33		17		34
	31		16		32
Artem KOROLEV	248	Group A EXC	15	Charlie TURNER	230 Group B DNS
Glenn VAN PARIJS	243	Group A 52.195	14	Hubert PETIT	245 Group B 52.244
Lukasz BARTOSZUK	286	Group A 52.092	13	Ebba GRANDIN	257 Group B 52.094
Manon CHAVAGNE	233	Group A 52.012	12	Miroslav KOVAR	242 Group B 52.044
Joel AFFOLTER	300	Group A 51.810	11	Matija JURKOVIC	227 Group B 51.829
Mathias SMITH	220	Group A 51.747	10	Jeremie LESOUDIER	225 Group B 51.747
Juuso PYKALAINEN	252	Group A 51.681	9	Mikkel JOHNSEN	258 Group B 51.683
Francisco MORA	268	Group A 51.622	8	Oliver MYERS	284 Group B 51.636
Sabedin Berat TURKER	246	Group A 51.537	7	Ferenc KANCSAR	207 Group B 51.546
James SINGLETON	232	Group A 51.476	6	Sandor JAKAB	293 Group B 51.486
Petr BEZEL	240	Group A 51.375	5	Glen VAN DROOGENI	217 Group B 51.448
Philip MORIN	299	Group A 51.339	4	Ash HAND	234 Group B 51.343
Jesse LAZARE	221	Group A 51.246	3	Jonathan JOHANSSON	301 Group B 51.311
Harrison SCOTT	254	Group A 51.148	2	Andy KING	236 Group B 51.188
Charlie EASTWOOD	208	Group A 51.046	1	Pierce LEHANE	222 Group B 51.047

Pole Position

Clerk of the course Nigel Edwards:
 Stewards (Chairman) Horst Seidel:

Scrutineer Paul Klaassen:
 Timekeeping Ingrid/Meik Wagner:

Rotax Euro Challenge 2012
 Class: Rotax Max Seniors
 Date/Time: 12.05.2012 10:30

Track: Wackersdorf / Germany
 Heat: Race 2 Qualifying Heat 2 C+D
 Laps: 11

Edition 1

	35		18		36	
	33		17		34	
	31		16		32	
	29		15		30	
Benjamin KARLOG	275	Group C 52.377	14	Marco FORRER	283	Group D 52.549
	27		13	Henry EASTHOPE	263	Group D 52.155
Eva BENES	244	Group C 52.146	12	Juuso KAUKELIN	279	Group D 52.087
	25		11	Brandon NILSSON	280	Group D 51.907
Kevin KEMMLING	306	Group C 52.048	10	Alex ENGBLOM	262	Group D 51.769
	23		9	Alexandre FINKELSTEIN	238	Group D 51.690
Pierre AUVRAY	241	Group C 51.862	8	Giorgio MAGGI	303	Group D 51.668
	21		7	Nicolai NIELSEN	218	Group D 51.554
Sten Dorian PIIRIMAGI	237	Group C 51.765	6	Barrie PULLINGER	278	Group D 51.512
	19		5	Andreas BACKMAN	219	Group D 51.464
Jules COUSIN	272	Group C 51.689	4	Ukyo SASAHARA	290	Group D 51.351
	17		3	Edward BRAND	203	Group D 51.325
Nicolas PICOT	259	Group C 51.657	2	Shaun SLAVIN	211	Group D 51.229
	15		1	Makino TADASUKE	294	Group D 51.118
Santeri VARIS	270	Group C 51.547				
	13					
Aavo TALVAR	224	Group C 51.500				
	11					
Stephane KOX	261	Group C 51.461				
	9					
John FRIBERG	269	Group C 51.350				
	7					
Bryan EERDEN	216	Group C 51.319				
	5					
Bas de LAAT	260	Group C 51.194				
	3					
Sean BABINGTON	205	Group C 51.086				
	1					

Pole Position

Clerk of the course Nigel Edwards:
 Stewards (Chairman) Horst Seidel:

Scrutineer Paul Klaassen:
 Timekeeping Ingrid/Meik Wagner:

posted at: h

These results are provisional until the conclusion of any judicial and technical matters

printed 11.05.2012 18:10

Rotax Euro Challenge 2012
 Class: Rotax Max Seniors
 Date/Time: 12.05.2012 11:30

Track: Wackersdorf / Germany
 Heat: Race 5 Qualifying Heat 3 A+E
 Laps: 11

Edition 1

	35		18		36
	33		17		34
	31		16		32
Artem KOROLEV	248	Group A EXC	15		30
Glenn VAN PARIJS	243	Group A 52.195	14	Moritz OBERHEIM	255
Lukasz BARTOSZUK	286	Group A 52.092	13	Cecile MARTINI	288
Manon CHAVAGNE	233	Group A 52.012	12	Kevin MINIER	302
Joel AFFOLTER	300	Group A 51.810	11	Max RENBERG	267
Mathias SMITH	220	Group A 51.747	10	Erik STILLMANN	226
Juuso PYKALAINEN	252	Group A 51.681	9	Jacob NIELSEN	223
Francisco MORA	268	Group A 51.622	8	Petr FULIN	266
Sabedin Berat TURKER	246	Group A 51.537	7	Christopher FRIEDRICH	271
James SINGLETON	232	Group A 51.476	6	Oliver NORRIS	304
Petr BEZEL	240	Group A 51.375	5	Ludvig MORIN	250
Philip MORIN	299	Group A 51.339	4	Josh HART	296
Jesse LAZARE	221	Group A 51.246	3	Thomas BENISRI	213
Harrison SCOTT	254	Group A 51.148	2	Jiri FORMAN	212
Charlie EASTWOOD	208	Group A 51.046	1	Michael COOL	214

Pole Position

Clerk of the course Nigel Edwards:
 Stewards (Chairman) Horst Seidel:

Scrutineer Paul Klaassen:
 Timekeeping Ingrid/Meik Wagner:

Rotax Euro Challenge 2012
 Class: Rotax Max Seniors
 Date/Time: 12.05.2012 11:50

Track: Wackersdorf / Germany
 Heat: Race 6 Qualifying Heat 4 B+C
 Laps: 11

Edition 1

	35		18		36
	33		17		34
	31		16		32
Charlie TURNER	230	Group B DNS	15		30
Hubert PETIT	245	Group B 52.244	14	Benjamin KARLOG	275 Group C 52.377
Ebba GRANDIN	257	Group B 52.094	13	Eva BENES	244 Group C 52.146
Miroslav KOVAR	242	Group B 52.044	12	Kevin KEMMLING	306 Group C 52.048
Matija JURKOVIC	227	Group B 51.829	11	Pierre AUVRAY	241 Group C 51.862
Jeremie LESOUDIER	225	Group B 51.747	10	Sten Dorian PIIRIMAGI	237 Group C 51.765
Mikkel JOHNSEN	258	Group B 51.683	9	Jules COUSIN	272 Group C 51.689
Oliver MYERS	284	Group B 51.636	8	Nicolas PICOT	259 Group C 51.657
Ferenc KANCSAR	207	Group B 51.546	7	Santeri VARIS	270 Group C 51.547
Sandor JAKAB	293	Group B 51.486	6	Aavo TALVAR	224 Group C 51.500
Glen VAN DROOGENI	217	Group B 51.448	5	Stephane KOX	261 Group C 51.461
Ash HAND	234	Group B 51.343	4	John FRIBERG	269 Group C 51.350
Jonathan JOHANSSON	301	Group B 51.311	3	Bryan EERDEN	216 Group C 51.319
Andy KING	236	Group B 51.188	2	Bas de LAAT	260 Group C 51.194
Pierce LEHANE	222	Group B 51.047	1	Sean BABINGTON	205 Group C 51.086
	1		Row		2

Pole Position

Clerk of the course Nigel Edwards:
 Stewards (Chairman) Horst Seidel:

Scrutineer Paul Klaassen:
 Timekeeping Ingrid/Meik Wagner:

Rotax Euro Challenge 2012
 Class: Rotax Max Seniors
 Date/Time: 12.05.2012 13:00

Track: Wackersdorf / Germany
 Heat: Race 8 Qualifying Heat 5 D+E
 Laps: 11

Edition 1

	35	18		36
	33	17		34
	31	16		32
	29	15		30
Marco FORRER	283	14	Moritz OBERHEIM	255
	27			28
Henry EASTHOPE	263	13	Cecile MARTINI	288
	25			26
Juuso KAUKELIN	279	12	Kevin MINIER	302
	23			24
Brandon NILSSON	280	11	Max RENBERG	267
	21			22
Alex ENGBLOM	262	10	Erik STILLMANN	226
	19			20
Alexandre FINKELSTEIN	238	9	Jacob NIELSEN	223
	17			18
Giorgio MAGGI	303	8	Petr FULIN	266
	15			16
Nicolai NIELSEN	218	7	Christopher FRIEDRICH	271
	13			14
Barrie PULLINGER	278	6	Oliver NORRIS	304
	11			12
Andreas BACKMAN	219	5	Ludvig MORIN	250
	9			10
Ukyo SASAHARA	290	4	Josh HART	296
	7			8
Edward BRAND	203	3	Thomas BENISRI	213
	5			6
Shaun SLAVIN	211	2	Jiri FORMAN	212
	3			4
Makino TADASUKE	294	1	Michael COOL	214
	1			2

Pole Position

Clerk of the course Nigel Edwards:
 Stewards (Chairman) Horst Seidel:

Scrutineer Paul Klaassen:
 Timekeeping Ingrid/Meik Wagner:

Rotax Euro Challenge 2012
 Class: Rotax Max Seniors
 Date/Time: 12.05.2012 13:20

Track: Wackersdorf / Germany
 Heat: Race 9 Qualifying Heat 6 A+C
 Laps: 11

Edition 1

	35		18		36
	33		17		34
	31		16		32
Artem KOROLEV	248	Group A EXC	15		30
Glenn VAN PARIJS	243	Group A 52.195	14	Benjamin KARLOG	275
Lukasz BARTOSZUK	286	Group A 52.092	13	Eva BENES	244
Manon CHAVAGNE	233	Group A 52.012	12	Kevin KEMMLING	306
Joel AFFOLTER	300	Group A 51.810	11	Pierre AUVRAY	241
Mathias SMITH	220	Group A 51.747	10	Sten Dorian PIIRIMAGI	237
Juuso PYKALAINEN	252	Group A 51.681	9	Jules COUSIN	272
Francisco MORA	268	Group A 51.622	8	Nicolas PICOT	259
Sabedin Berat TURKER	246	Group A 51.537	7	Santeri VARIS	270
James SINGLETON	232	Group A 51.476	6	Aavo TALVAR	224
Petr BEZEL	240	Group A 51.375	5	Stephane KOX	261
Philip MORIN	299	Group A 51.339	4	John FRIBERG	269
Jesse LAZARE	221	Group A 51.246	3	Bryan EERDEN	216
Harrison SCOTT	254	Group A 51.148	2	Bas de LAAT	260
Charlie EASTWOOD	208	Group A 51.046	1	Sean BABINGTON	205

Pole Position

Clerk of the course Nigel Edwards:
 Stewards (Chairman) Horst Seidel:

Scrutineer Paul Klaassen:
 Timekeeping Ingrid/Meik Wagner:

posted at: h

These results are provisional until the conclusion of any judicial and technical matters

printed 11.05.2012 18:12

Rotax Euro Challenge 2012
 Class: Rotax Max Seniors
 Date/Time: 12.05.2012 14:20

Track: Wackersdorf / Germany
 Heat: Race 12 Qualifying Heat 7 B+E
 Laps: 11

Edition 1

	35		18		36
	33		17		34
	31		16		32
Charlie TURNER	230	Group B DNS	15		30
Hubert PETIT	245	Group B 52.244	14	Moritz OBERHEIM	255 Group E EXC
Ebba GRANDIN	257	Group B 52.094	13	Cecile MARTINI	288 Group E 52.173
Miroslav KOVAR	242	Group B 52.044	12	Kevin MINIER	302 Group E 52.087
Matija JURKOVIC	227	Group B 51.829	11	Max RENBERG	267 Group E 52.011
Jeremie LESOUDIER	225	Group B 51.747	10	Erik STILLMANN	226 Group E 51.772
Mikkel JOHNSEN	258	Group B 51.683	9	Jacob NIELSEN	223 Group E 51.702
Oliver MYERS	284	Group B 51.636	8	Petr FULIN	266 Group E 51.677
Ferenc KANCSAR	207	Group B 51.546	7	Christopher FRIEDRICH	271 Group E 51.609
Sandor JAKAB	293	Group B 51.486	6	Oliver NORRIS	304 Group E 51.528
Glen VAN DROOGENI	217	Group B 51.448	5	Ludvig MORIN	250 Group E 51.473
Ash HAND	234	Group B 51.343	4	Josh HART	296 Group E 51.368
Jonathan JOHANSSON	301	Group B 51.311	3	Thomas BENISRI	213 Group E 51.334
Andy KING	236	Group B 51.188	2	Jiri FORMAN	212 Group E 51.243
Pierce LEHANE	222	Group B 51.047	1	Michael COOL	214 Group E 51.125

Pole Position

Clerk of the course Nigel Edwards:
 Stewards (Chairman) Horst Seidel:

Scrutineer Paul Klaassen:
 Timekeeping Ingrid/Meik Wagner:

posted at: h

These results are provisional until the conclusion of any judicial and technical matters

printed 11.05.2012 18:12

Rotax Euro Challenge 2012
 Class: Rotax Max Seniors
 Date/Time: 12.05.2012 14:40

Track: Wackersdorf / Germany
 Heat: Race 13 Qualifying Heat 8 A+D
 Laps: 11

Edition 1

	35		18		36
	33		17		34
	31		16		32
Artem KOROLEV	248	Group A EXC	15		30
Glenn VAN PARIJS	243	Group A 52.195	14	Marco FORRER	283
Lukasz BARTOSZUK	286	Group A 52.092	13	Henry EASTHOPE	263
Manon CHAVAGNE	233	Group A 52.012	12	Juuso KAUKELIN	279
Joel AFFOLTER	300	Group A 51.810	11	Brandon NILSSON	280
Mathias SMITH	220	Group A 51.747	10	Alex ENGBLOM	262
Juuso PYKALAINEN	252	Group A 51.681	9	Alexandre FINKELSTEIN	238
Francisco MORA	268	Group A 51.622	8	Giorgio MAGGI	303
Sabedin Berat TURKER	246	Group A 51.537	7	Nicolai NIELSEN	218
James SINGLETON	232	Group A 51.476	6	Barrie PULLINGER	278
Petr BEZEL	240	Group A 51.375	5	Andreas BACKMAN	219
Philip MORIN	299	Group A 51.339	4	Ukyo SASAHARA	290
Jesse LAZARE	221	Group A 51.246	3	Edward BRAND	203
Harrison SCOTT	254	Group A 51.148	2	Shaun SLAVIN	211
Charlie EASTWOOD	208	Group A 51.046	1	Makino TADASUKE	294

Pole Position

Clerk of the course Nigel Edwards:
 Stewards (Chairman) Horst Seidel:

Scrutineer Paul Klaassen:
 Timekeeping Ingrid/Meik Wagner:

posted at: h

These results are provisional until the conclusion of any judicial and technical matters

printed 11.05.2012 18:13

Rotax Euro Challenge 2012
 Class: Rotax Max Seniors
 Date/Time: 12.05.2012 15:40

Track: Wackersdorf / Germany
 Heat: Race 15 Qualifying Heat 9 C+E
 Laps: 11

Edition 1

	35	18		36
	33	17		34
	31	16		32
	29	15		30
Benjamin KARLOG	275	14	Moritz OBERHEIM	255
	27			28
Eva BENES	244	13	Cecile MARTINI	288
	25			26
Kevin KEMMLING	306	12	Kevin MINIER	302
	23			24
Pierre AUVRAY	241	11	Max RENBERG	267
	21			22
Sten Dorian PIIRIMAGI	237	10	Erik STILLMANN	226
	19			20
Jules COUSIN	272	9	Jacob NIELSEN	223
	17			18
Nicolas PICOT	259	8	Petr FULIN	266
	15			16
Santeri VARIS	270	7	Christopher FRIEDRICH	271
	13			14
Aavo TALVAR	224	6	Oliver NORRIS	304
	11			12
Stephane KOX	261	5	Ludvig MORIN	250
	9			10
John FRIBERG	269	4	Josh HART	296
	7			8
Bryan EERDEN	216	3	Thomas BENISRI	213
	5			6
Bas de LAAT	260	2	Jiri FORMAN	212
	3			4
Sean BABINGTON	205	1	Michael COOL	214
	1			2

Pole Position

Clerk of the course Nigel Edwards:
 Stewards (Chairman) Horst Seidel:

Scrutineer Paul Klaassen:
 Timekeeping Ingrid/Meik Wagner:

posted at: h

These results are provisional until the conclusion of any judicial and technical matters

printed 11.05.2012 18:13

Rotax Euro Challenge 2012
 Class: Rotax Max Seniors
 Date/Time: 12.05.2012 16:00

Track: Wackersdorf / Germany
 Heat: Race 16 Qualifying Heat 10 B+D
 Laps: 11

Edition 1

	35		18		36
	33		17		34
	31		16		32
Charlie TURNER	230	Group B DNS	15		
	29				30
Hubert PETIT	245	Group B 52.244	14	Marco FORRER	283 Group D 52.549
	27				28
Ebba GRANDIN	257	Group B 52.094	13	Henry EASTHOPE	263 Group D 52.155
	25				26
Miroslav KOVAR	242	Group B 52.044	12	Juuso KAUKELIN	279 Group D 52.087
	23				24
Matija JURKOVIC	227	Group B 51.829	11	Brandon NILSSON	280 Group D 51.907
	21				22
Jeremie LESOUDIER	225	Group B 51.747	10	Alex ENGBLOM	262 Group D 51.769
	19				20
Mikkel JOHNSEN	258	Group B 51.683	9	Alexandre FINKELSTEIN	238 Group D 51.690
	17				18
Oliver MYERS	284	Group B 51.636	8	Giorgio MAGGI	303 Group D 51.668
	15				16
Ferenc KANCSAR	207	Group B 51.546	7	Nicolai NIELSEN	218 Group D 51.554
	13				14
Sandor JAKAB	293	Group B 51.486	6	Barrie PULLINGER	278 Group D 51.512
	11				12
Glen VAN DROOGENI	217	Group B 51.448	5	Andreas BACKMAN	219 Group D 51.464
	9				10
Ash HAND	234	Group B 51.343	4	Ukyo SASAHARA	290 Group D 51.351
	7				8
Jonathan JOHANSSON	301	Group B 51.311	3	Edward BRAND	203 Group D 51.325
	5				6
Andy KING	236	Group B 51.188	2	Shaun SLAVIN	211 Group D 51.229
	3				4
Pierce LEHANE	222	Group B 51.047	1	Makino TADASUKE	294 Group D 51.118
	1				2

Pole Position

Clerk of the course Nigel Edwards:
 Stewards (Chairman) Horst Seidel:

Scrutineer Paul Klaassen:
 Timekeeping Ingrid/Meik Wagner:

posted at: h

These results are provisional until the conclusion of any judicial and technical matters

printed 11.05.2012 18:14



Rotax Euro Challenge 2012 Wackersdorf

Rotax Seniors

Wackersdorf 1,275 Km

Warm up Odd Numbers

12.05.2012 09:00

Practice (5:00 Time) started at 9:00:01

Pos	No.	Name	Nat.	Chassis	Race Team	Laps	Best Tm	Diff	Gap In Lap	km/h	
1	283	Marco FORRER	SUI	Mach 1	Kartteam Meier	4	1:04.547		4	71,111	
2	255	Moritz OBERHEIM	GER	LH Kart	Matis Motorsport	4	1:04.582	0.035	0.035	2	71,072
3	301	Jonathan JOHANSSON	SWE	Gillard	PDB Racing Team	4	1:04.850	0.303	0.268	4	70,779
4	299	Philip MORIN	SWE	Alonso	Dan Holland Racing	4	1:05.087	0.540	0.237	2	70,521
5	259	Nicolas PICOT	FRA	Sodikart	Kart Pro Racing	4	1:05.128	0.581	0.041	4	70,477
6	257	Ebba GRANDIN	SWE	Kosmic	Soda Kart	4	1:05.129	0.582	0.001	4	70,476
7	263	Henry EASTHOPE	GBR	Sodikart	Sodikart Junior Team	4	1:05.228	0.681	0.099	3	70,369
8	225	Jeremie LESOUDIER	FRA	Kosmic	PKS	4	1:05.381	0.834	0.153	2	70,204
9	221	Jesse LAZARE	CAN	Formula K	Chapman Racing/Protrain	4	1:05.815	1.268	0.434	3	69,741
10	217	Glen VAN DROOGENBROE	BEL	Tonykart	Bouvin Power	3	1:06.646	2.099	0.831	3	68,871
11	207	Ferenc KANCSAR	AUT	Birel	Kalman Motorsport	4	1:06.651	2.104	0.005	3	68,866
12	269	John FRIBERG	SWE	Tonykart	Soda Kart	4	1:06.788	2.241	0.137	3	68,725
13	271	Christopher FRIEDRICH	GER	Praga	M-Tec/Praga Racing	4	1:06.822	2.275	0.034	3	68,690
14	261	Stephane KOX	NED	Formula K	Formula K Europe	4	1:06.823	2.276	0.001	4	68,689
15	203	Edward BRAND	GBR	Formula K	Formula K Europe	4	1:07.143	2.596	0.320	3	68,362
16	223	Jacob NIELSEN	DEN	Kosmic	Star Karting	3	1:07.269	2.722	0.126	2	68,234
17	279	Juuso KAUKELIN	FIN	Tonykart	JTL Racing	4	1:07.422	2.875	0.153	4	68,079
18	213	Thomas BENISRI	FRA	Sodikart	Win Max	4	1:07.966	3.419	0.544	3	67,534
19	241	Pierre AUVRAY	FRA	FA Kart	DSS Kart	3	1:07.975	3.428	0.009	3	67,525
20	227	Matija JURKOVIC	SLO	Formula K	MLM Racing KK	4	1:08.139	3.592	0.164	4	67,362
21	293	Sandor JAKAB	SVK	Birel	Kalman Motorsport	4	1:08.246	3.699	0.107	3	67,257
22	219	Andreas BACKMAN	SWE	Tonykart	Strawberry Racing	4	1:08.324	3.777	0.078	1	67,180
23	205	Sean BABINGTON	GBR	Alonso	Dan Holland Racing	4	1:08.522	3.975	0.198	3	66,986
24	243	Glenn VAN PARIJS	BEL	Zanardi	Raw Racing Team	4	1:08.655	4.108	0.133	3	66,856
25	211	Shaun SLAVIN	GBR	Formula K	Formula K Europe	4	1:08.842	4.295	0.187	3	66,674
26	245	Hubert PETIT	FRA	Sodikart	Sodikart Junior Team	4	1:09.414	4.867	0.572	2	66,125
27	303	Giorgio MAGGI	SUI	Tonykart	Blacky Racing	4	1:09.439	4.892	0.025	3	66,101
28	233	Manon CHAVAGNE	NED	Topkart	Slangen Karting	4	1:09.504	4.957	0.065	3	66,039
29	275	Benjamin KARLOG	DEN	Tonykart	RS Competition	2	1:09.856	5.309	0.352	1	65,707
30	267	Max RENBERG	SWE	Tonykart	Soda Kart	1	1:12.421	7.874	2.565	1	63,379
31	237	Sten Dorian PIIRIMAGI	EST	Tonykart	Aix Racing Team	2	1:12.991	8.444	0.570	1	62,884



Rotax Euro Challenge 2012 Wackersdorf

Rotax Seniors

Wackersdorf 1,275 Km

Warm up Odd Numbers

12.05.2012 09:00

Practice (5:00 Time) started at 9:00:01

Lap	Time of Day	Lap Tm	S1 Tm	S2 Tm	S3 Tm	Lap	Time of Day	Lap Tm	S1 Tm	S2 Tm	S3 Tm
4	9:06:06.197	1:09.248	23.414	22.275	23.559						
(245) Hubert PETIT											
1	9:02:25.698	1:11.736	25.537	24.324	21.875						
2	9:03:35.112	1:09.414	24.469	23.649	21.296						
3	9:04:45.102	1:09.990	24.421	23.758	21.811						
4	9:05:57.933	1:12.831	24.919	24.709	23.203						
(303) Giorgio MAGGI											
1	9:02:26.249	1:13.135	25.484	23.445	24.206						
2	9:03:36.535	1:10.286	25.065	23.431	21.790						
3	9:04:45.974	1:09.439	24.253	23.317	21.869						
4	9:06:00.006	1:14.032	25.623	23.842	24.567						
(233) Manon CHAVAGNE											
1	9:02:27.403	1:11.508	26.408	23.546	21.554						
2	9:03:39.850	1:12.447	26.789	22.959	22.699						
3	9:04:49.354	1:09.504	24.955	23.139	21.410						
4	9:05:59.529	1:10.175	23.902	22.566	23.707						
(275) Benjamin KARLOG											
1	9:04:20.315	1:09.856	24.583	23.447	21.826						
2	9:05:30.314	1:09.999	25.224	23.230	21.545						
(267) Max RENBERG											
1	9:05:13.731	1:12.421	26.525	23.725	22.171						
(237) Sten Dorian PIIRIMAGI											
1	9:02:37.898	1:12.991	27.221	23.714	22.056						
2	9:03:51.237	1:13.339	25.906	24.759	22.674						

Timekeeping Ingrid and Meik Wagner:

Clerk of the course Nigel Edwards:

Steward (Chairman) Horst Seidel:

Chief Scrutineer Paul Klaassen:

www.mylaps.com

Printed: 12.05.2012 09:07:26

posted at:

h

Licensed to: Motorsport Events



Rotax Euro Challenge 2012 Wackersdorf

Rotax Seniors

Wackersdorf 1,275 Km

Warm up Even Numbers

12.05.2012 09:10

Practice (5:00 Time) started at 9:10:36

Pos	No.	Name	Nat.	Chassis	Race Team	Laps	Best Tm	Diff	Gap	In Lap	km/h
1	214	Michael COOL	BEL	Tonykart	Bouvin Power	3	59.373			3	77,308
2	304	Oliver NORRIS	GBR	Tonykart	RL Racing Dept Ltd	4	1:02.041	2.668	2.668	3	73,983
3	306	Kevin KEMMLING	GER	Formula K	Kartschmie.de	4	1:02.366	2.993	0.325	4	73,598
4	222	Pierce LEHANE	AUS	Alonso	Dan Holland Racing	3	1:02.511	3.138	0.145	2	73,427
5	278	Barrie PULLINGER	GBR	Alonso	Dan Holland Racing	3	1:02.720	3.347	0.209	2	73,182
6	290	Ukyo SASAHARA	JPN	DR	VPDR	1	1:02.759	3.386	0.039	1	73,137
7	238	Alexandre FINKELSTEIN	FRA	Tonykart	MD Competition	4	1:02.993	3.620	0.234	4	72,865
8	260	Bas de LAAT	NED	Gillard	PDB Racing Team	4	1:03.015	3.642	0.022	3	72,840
9	250	Ludvig MORIN	SWE	Kosmic	Paul Carr Racing	4	1:03.072	3.699	0.057	2	72,774
10	272	Jules COUSIN	FRA	FA Kart	DSS Kart	4	1:03.260	3.887	0.188	2	72,558
11	252	Juuso PYKALAINEN	FIN	Tonykart	MPT Racing	4	1:03.635	4.262	0.375	4	72,130
12	226	Erik STILLMANN	SWE	Sodikart	Wallberg Motorsport	4	1:03.911	4.538	0.276	3	71,819
13	246	Sabedin Berat TURKER	TUR	Formula K	Protrain Racing	4	1:04.075	4.702	0.164	4	71,635
14	288	Cecile MARTINI	FRA	Sodikart	Martini Racing	4	1:04.100	4.727	0.025	3	71,607
15	284	Oliver MYERS	GBR	Tonykart	Coles Racing	4	1:04.220	4.847	0.120	4	71,473
16	254	Harrison SCOTT	GBR	Tonykart	Strawberry Racing	4	1:04.352	4.979	0.132	2	71,326
17	232	James SINGLETON	GBR	CRG	Coles Racing	4	1:04.531	5.158	0.179	1	71,129
18	244	Eva BENES	FRA	Kosmic	PKS	4	1:04.639	5.266	0.108	4	71,010
19	268	Francisco MORA	POR	FA	Cabo do Mundo Kartteam	4	1:05.100	5.727	0.461	4	70,507
20	286	Lukasz BARTOSZUK	POL	Praga	Uniq Racing	4	1:05.239	5.866	0.139	2	70,357
21	234	Ash HAND	GBR	Tonykart	Strawberry Racing	4	1:05.290	5.917	0.051	2	70,302
22	300	Joel AFFOLTER	NED	Gillard	PDB Racing Team	4	1:05.324	5.951	0.034	3	70,265
23	236	Andy KING	GBR	Tonykart	Strawberry Racing	4	1:05.472	6.099	0.148	3	70,106
24	266	Petr FULIN	CZE	MS Kart	MS Kart Racing Team	4	1:05.694	6.321	0.222	2	69,869
25	208	Charlie EASTWOOD	IRL	Formula K	Protrain Racing	3	1:05.736	6.363	0.042	2	69,825
26	240	Petr BEZEL	CZE	MS Kart	MS Kart Racing Team	4	1:05.779	6.406	0.043	4	69,779
27	224	Aavo TALVAR	EST	Intrepid	Talvar Racing	4	1:05.805	6.432	0.026	4	69,752
28	280	Brandon NILSSON	SWE	Exprit	Brandon Racing	4	1:05.971	6.598	0.166	2	69,576
29	258	Mikkel JOHNSEN	DEN	Intrepid	DMT Racing	4	1:06.152	6.779	0.181	2	69,386
30	302	Kevin MINIER	FRA	Tonykart	MD Competition	4	1:06.160	6.787	0.008	2	69,377
31	294	Makino TADASUKE	JPN	Birel	Kalman Motorsport	4	1:06.279	6.906	0.119	1	69,253
32	296	Josh HART	NZL	Birel	Kalman Motorsport	4	1:06.456	7.083	0.177	2	69,068
33	270	Santeri VARIS	FIN	Tonykart	JTL Racing	4	1:06.468	7.095	0.012	2	69,056
34	262	Alex ENGBLOM	SWE	Tonykart	Soda Kart	2	1:06.613	7.240	0.145	1	68,905
35	242	Miroslav KOVAR	CZE	MS Kart	MS Kart Racing Team	4	1:06.883	7.510	0.270	3	68,627
36	230	Charlie TURNER	GBR	CRG	Coles Racing	3	1:07.169	7.796	0.286	1	68,335
37	220	Mathias SMITH	DEN	Kosmic	Star Karting	4	1:07.580	8.207	0.411	2	67,920
38	218	Nicolai NIELSEN	DEN	TBA	Star Karting	4	1:07.803	8.430	0.223	3	67,696
39	212	Jiri FORMAN	GBR	MS Kart	MS Kart Racing Team	4	1:08.380	9.007	0.577	2	67,125
40	248	Artem KOROLEV	CAN	Intrepid	Team TKP	1	1:15.217	15.844	6.837	1	61,023
41	216	Bryan EERDEN	NED	Gillard	PDB Racing Team	1	1:17.302	17.929	2.085	1	59,378



Rotax Euro Challenge 2012 Wackersdorf

Rotax Seniors

Wackersdorf 1,275 Km

Warm up Even Numbers

12.05.2012 09:10

Practice (5:00 Time) started at 9:10:35

Lap	Time of Day	Lap Tm	S1 Tm	S2 Tm	S3 Tm	Lap	Time of Day	Lap Tm	S1 Tm	S2 Tm	S3 Tm
(214) Michael COOL						(288) Cecile MARTINI					
1	9:13:41.506	1:04.151	23.683	20.612	19.856	1	9:12:54.518	1:05.958	23.671	21.575	20.712
2	9:14:42.280	1:00.774	22.363	19.363	19.048	2	9:13:59.231	1:04.713	23.407	21.396	19.910
3	9:15:41.653	59.373	21.392	19.204	18.777	3	9:15:03.331	1:04.100	22.866	21.195	20.039
						4	9:16:08.682	1:05.351	22.913	21.785	20.653
(304) Oliver NORRIS						(284) Oliver MYERS					
1	9:13:00.869	1:08.201	24.760	23.030	20.411	1	9:12:51.201	1:07.718	24.513	23.138	20.067
2	9:14:04.531	1:03.662	23.136	21.087	19.439	2	9:14:07.087	1:04.749	22.819	21.471	20.459
3	9:15:06.572	1:02.041	21.648	20.235	20.158	3	9:15:11.979	1:04.892	22.883	21.769	20.240
4	9:16:10.735	1:04.163	21.366	21.391	21.406	4	9:16:16.199	1:04.220	22.823	21.097	20.300
(306) Kevin KEMMLING						(254) Harrison SCOTT					
1	9:13:04.591	1:07.846	24.164	23.066	20.616	1	9:13:55.553	1:04.352	22.804	21.532	20.016
2	9:14:07.480	1:02.889	21.867	20.823	20.199	3	9:15:01.842	1:06.289	24.176	21.196	20.917
3	9:15:11.769	1:04.289	23.045	21.410	19.834	4	9:16:07.204	1:05.362	23.150	22.063	20.149
4	9:16:14.135	1:02.366	21.775	20.360	20.231						
(222) Pierce LEHANE						(232) James SINGLETON					
1	9:12:42.044	1:02.578	22.153	20.786	19.639	1	9:12:50.465	1:04.531	22.646	21.656	20.229
2	9:13:44.555	1:02.511	21.989	20.780	19.742	2	9:13:56.322	1:05.857	23.384	21.843	20.630
3	9:14:49.956	1:05.401	22.141	20.904	22.356	3	9:15:01.548	1:05.226	22.890	21.413	20.923
						4	9:16:10.858	1:09.310	23.171	22.506	23.633
(278) Barrie PULLINGER						(244) Eva BENES					
1	9:12:43.957	1:03.197	22.571	20.869	19.757	1	9:12:55.613	1:06.857	24.544	21.830	20.483
2	9:13:46.677	1:02.720	22.087	20.738	19.895	2	9:14:01.450	1:05.837	23.632	22.139	20.066
3	9:14:51.243	1:04.566	22.343	20.922	21.301	3	9:15:06.642	1:05.192	23.295	21.674	20.223
						4	9:16:11.281	1:04.639	23.129	21.045	20.465
(290) Ukyo SASAHARA						(268) Francisco MORA					
1	9:15:37.961	1:02.759	23.019	20.234	19.506	1	9:12:57.307	1:07.063	23.770	22.504	20.789
						2	9:14:03.576	1:06.269	23.653	22.079	20.537
(238) Alexandre FINKELSTEIN						(286) Lukasz BARTOSZUK					
1	9:13:04.834	1:08.416	25.144	22.890	20.382	1	9:12:51.870	1:05.617	23.036	21.796	20.785
2	9:14:08.859	1:04.025	22.460	21.488	20.077	2	9:13:57.109	1:05.239	23.287	21.417	20.535
3	9:15:12.099	1:03.240	22.181	21.342	19.717	3	9:15:02.506	1:05.397	23.018	21.486	20.893
4	9:16:15.092	1:02.993	21.968	20.993	20.032	4	9:16:10.913	1:08.407	23.539	22.928	21.940
(260) Bas de LAAT						(234) Ash HAND					
1	9:12:52.278	1:06.706	23.930	21.855	20.921	1	9:12:50.117	1:05.490	22.989	21.755	20.746
2	9:13:55.943	1:03.665	22.720	20.959	19.986	2	9:13:55.407	1:05.290	22.931	21.659	20.700
3	9:14:58.958	1:03.015	22.776	20.654	19.585	3	9:15:02.333	1:06.926	23.986	21.824	21.116
4	9:16:04.713	1:05.755	22.401	20.846	22.508	4	9:16:10.095	1:07.762	23.266	22.276	22.220
(250) Ludvig MORIN						(300) Joel AFFOLTER					
1	9:12:55.057	1:05.723	23.712	21.620	20.391	1	9:13:00.768	1:07.405	24.701	22.239	20.465
2	9:13:58.129	1:03.072	22.707	20.863	19.502	2	9:14:06.355	1:05.587	22.881	22.234	20.472
3	9:15:01.766	1:03.637	22.340	21.013	20.284	3	9:15:11.679	1:05.324	23.122	21.727	20.475
4	9:16:08.158	1:06.392	22.618	22.090	21.684	4	9:16:24.689	1:13.010	23.618	24.942	24.450
(272) Jules COUSIN						(236) Andy KING					
1	9:12:44.604	1:04.499	22.133	21.386	20.980	1	9:12:55.337	1:06.149	23.560	21.586	21.003
2	9:13:47.864	1:03.260	22.265	21.050	19.945	2	9:14:01.035	1:05.698	23.401	21.630	20.667
3	9:14:51.231	1:03.367	22.330	21.066	19.971	3	9:15:06.507	1:05.472	23.181	21.996	20.295
4	9:15:54.680	1:03.449	22.498	20.951	20.000	4	9:16:19.177	1:12.670	24.849	23.348	24.473
(252) Juuso PYKALAINEN						(266) Petr FULIN					
1	9:13:17.020	1:05.996	23.788	22.014	20.194	1	9:13:05.075	1:08.854	24.571	22.683	21.600
2	9:14:21.683	1:04.663	22.995	21.713	19.955	2	9:14:10.769	1:05.694	23.344	21.401	20.949
3	9:15:26.108	1:04.425	22.960	21.479	19.986	3	9:15:16.975	1:06.206	23.127	22.246	20.833
4	9:16:29.743	1:03.635	22.673	21.480	19.482	4	9:16:23.069	1:06.094	22.513	21.151	22.430
(226) Erik STILLMANN						(208) Charlie EASTWOOD					
1	9:12:56.762	1:05.545	23.042	22.054	20.449	1	9:12:58.377	1:06.156	24.419	21.550	20.187
2	9:14:01.207	1:04.445	22.749	21.621	20.075	2	9:14:04.113	1:05.736	23.077	22.156	20.503
3	9:15:05.118	1:03.911	22.911	21.228	19.772	3	9:15:13.194	1:09.081	24.168	22.007	22.906
4	9:16:10.231	1:05.113	22.361	21.944	20.808						
(246) Sabedin Berat TURKER						(240) Petr BEZEL					
1	9:13:03.282	1:07.964	24.115	23.068	20.781	1	9:13:06.026	1:09.503	24.549	23.993	20.961
2	9:14:07.395	1:04.113	22.418	21.243	20.452						
3	9:15:13.303	1:05.908	23.897	21.905	20.106						
4	9:16:17.378	1:04.075	22.522	21.895	19.658						



Rotax Euro Challenge 2012 Wackersdorf

Rotax Seniors

Wackersdorf 1,275 Km

Warm up Even Numbers

12.05.2012 09:10

Practice (5:00 Time) started at 9:10:35

Lap	Time of Day	Lap Tm	S1 Tm	S2 Tm	S3 Tm
2	9:14:12.403	1:06.377	23.249	22.006	21.122
3	9:15:19.230	1:06.827	23.774	21.935	21.118
4	9:16:25.009	1:05.779	23.163	21.624	20.992

(224) Aavo TALVAR

1	9:12:56.656	1:06.647	23.641	22.234	20.772
2	9:14:03.326	1:06.670	23.766	22.031	20.873
3	9:15:10.141	1:06.815	24.172	22.149	20.494
4	9:16:15.946	1:05.805	23.030	22.076	20.699

(280) Brandon NILSSON

1	9:13:06.304	1:09.045	23.641	23.986	21.418
2	9:14:12.275	1:05.971	23.679	21.684	20.608
3	9:15:18.481	1:06.206	23.514	21.954	20.738
4	9:16:25.993	1:07.512	23.222	21.845	22.445

(258) Mikkel JOHNSEN

1	9:13:03.990	1:08.419	24.434	22.877	21.108
2	9:14:10.142	1:06.152	23.119	21.417	21.616
3	9:15:20.150	1:10.008	23.233	23.294	23.481
4	9:16:28.602	1:08.452	23.293	21.964	23.195

(302) Kevin MINIER

1	9:13:06.502	1:08.275	24.112	22.824	21.339
2	9:14:12.662	1:06.160	23.662	21.777	20.721
3	9:15:19.241	1:06.579	23.824	22.056	20.699
4	9:16:27.281	1:08.040	23.371	21.618	23.051

(294) Makino TADASUKE

1	9:12:50.317	1:06.279	23.204	22.280	20.795
2	9:13:57.569	1:07.252	24.073	21.966	21.213
3	9:15:03.896	1:06.327	24.077	21.438	20.812
4	9:16:10.777	1:06.881	23.092	22.136	21.653

(296) Josh HART

1	9:13:09.792	1:07.275	24.247	22.088	20.940
2	9:14:16.248	1:06.456	23.585	22.088	20.783
3	9:15:26.272	1:10.024	23.849	23.920	22.255
4	9:16:34.349	1:08.077	23.405	22.235	22.437

(270) Santeri VARIS

1	9:13:00.383	1:07.975	24.784	22.675	20.516
2	9:14:06.851	1:06.468	23.053	21.844	21.571
3	9:15:13.516	1:06.665	23.455	22.433	20.777
4	9:16:22.369	1:08.853	23.239	23.336	22.278

(262) Alex ENGBLOM

1	9:13:07.302	1:06.613	23.438	22.026	21.149
2	9:14:22.452	1:15.150	23.433	22.601	29.116

(242) Miroslav KOVAR

1	9:13:04.014	1:09.071	24.670	23.054	21.347
2	9:14:11.031	1:07.017	23.769	21.747	21.501
3	9:15:17.914	1:06.883	23.762	22.332	20.789
4	9:16:25.533	1:07.619	23.298	22.060	22.261

(230) Charlie TURNER

1	9:13:12.119	1:07.169	23.554	22.346	21.269
2	9:14:20.078	1:07.959	23.865	23.080	21.014
3	9:15:29.636	1:09.558	23.993	22.713	22.852

(220) Mathias SMITH

1	9:13:13.315	1:13.734	23.556	22.454	27.724
2	9:14:20.895	1:07.580	23.188	22.680	21.712
3	9:15:29.314	1:08.419	24.082	22.881	21.456
4	9:16:37.058	1:07.744	23.339	21.267	23.138

(218) Nicolai NIELSEN

1	9:12:59.472	1:07.813	25.292	22.056	20.465
2	9:14:07.296	1:07.824	23.168	21.757	22.899
3	9:15:15.099	1:07.803	24.002	22.446	21.355
4	9:16:23.635	1:08.536	23.635	22.143	22.758

Lap	Time of Day	Lap Tm	S1 Tm	S2 Tm	S3 Tm
(212) Jiri FORMAN					
1	9:13:10.397	1:09.646	25.452	22.191	22.003
2	9:14:18.777	1:08.380	24.824	22.478	21.078
3	9:15:27.209	1:08.432	24.605	23.086	20.741
4	9:16:35.976	1:08.767	23.873	22.295	22.599

(248) Artem KOROLEV

1	9:13:23.192	1:15.217	26.623	23.484	25.110
---	-------------	-----------------	---------------	---------------	--------

(216) Bryan EERDEN

1	9:13:08.806	1:17.302	28.693	24.562	24.047
---	-------------	-----------------	---------------	--------	---------------



Rotax Euro Challenge 2012 Wackersdorf

Rotax Seniors

Wackersdorf 1,275 Km

RACE 1 Qualifying Heat 1 A-B **-NEW-**

12.05.2012 10:10

Race (11 Laps) started at 10:12:20


Pos	No.	Name	Nat.	Chassis	Race Team	Laps	Total Tm	Diff	Best Tm	In Lap	km/h	Points
1	254	Harrison SCOTT	GBR	Tonykart	Strawberry Racing	11	9:37.745		51.510	10	89,109	0
2	208	Charlie EASTWOOD	IRL	Formula K	Protrain Racing	11	9:37.826	0.081	51.779	6	88,646	2
3	299	Philip MORIN	SWE	Alonso	Dan Holland Racing	11	9:38.603	0.858	51.545	11	89,048	3
4	222	Pierce LEHANE	AUS	Alonso	Dan Holland Racing	11	9:39.731	1.986	51.539	11	89,059	4
5	221	Jesse LAZARE	CAN	Formula K	Chapman Racing/Protrain	11	9:40.008	2.263	51.537	11	89,062	5
6	217	Glen VAN DROOGENBROEC	BEL	Tonykart	Bouvin Power	11	9:41.421	3.676	51.893	9	88,451	6
7	236	Andy KING	GBR	Tonykart	Strawberry Racing	11	9:42.488	4.743	51.736	9	88,720	7
8	240	Petr BEZEL	CZE	MS Kart	MS Kart Racing Team	11	9:43.078	5.333	52.162	4	87,995	8
9	220	Mathias SMITH	DEN	Kosmic	Star Karting	11	9:43.835	6.090	51.770	10	88,661	9
10	232	James SINGLETON	GBR	CRG	Coles Racing	11	9:44.098	6.353	52.142	9	88,029	10
11	293	Sandor JAKAB	SVK	Birel	Kalman Motorsport	11	9:44.105	6.360	51.916	10	88,412	11
12	268	Francisco MORA	POR	FA	Cabo do Mundo Kartteam	11	9:45.082	7.337	51.723	9	88,742	12
13	246	Sabedin Berat TURKER	TUR	Formula K	Protrain Racing	11	9:45.920	8.175	52.329	10	87,714	13
14	230	Charlie TURNER	GBR	CRG	Coles Racing	11	9:46.971	9.226	52.003	9	88,264	14
15	207	Ferenc KANCSAR	AUT	Birel	Kalman Motorsport	11	9:47.401	9.656	51.444	11	89,223	15
16	227	Matija JURKOVIC	SLO	Formula K	MLM Racing KK	11	9:51.164	13.419	52.241	9	87,862	16
17	258	Mikkel JOHNSEN	DEN	Intrepid	DMT Racing	11	9:54.530	16.785	51.741	8	88,711	17
18	284	Oliver MYERS	GBR	Tonykart	Coles Racing	11	9:54.595	16.850	52.756	5	87,004	18
19	245	Hubert PETIT	FRA	Sodikart	Sodikart Junior Team	11	9:55.027	17.282	51.877	8	88,479	19
20	300	Joel AFFOLTER	NED	Gillard	PDB Racing Team	11	9:56.339	18.594	52.830	9	86,882	20
21	243	Glenn VAN PARIJS	BEL	Zanardi	Raw Racing Team	11	9:56.635	18.890	52.271	10	87,812	21
22	233	Manon CHAVAGNE	NED	Topkart	Slangen Karting	11	9:56.806	19.061	52.156	8	88,005	22
23	286	Lukasz BARTOSZUK	POL	Praga	Uniq Racing	11	9:57.086	19.341	52.068	10	88,154	23
24	242	Miroslav KOVAR	CZE	MS Kart	MS Kart Racing Team	11	9:57.142	19.397	52.731	8	87,046	24
25	225	Jeremie LESOUDIER	FRA	Kosmic	PKS	11	10:08.585	30.840	53.677	8	85,511	25
26	248	Artem KOROLEV	CAN	Intrepid	Team TKP	11	10:08.643	30.898	52.008	8	88,256	26
27	301	Jonathan JOHANSSON	SWE	Gillard	PDB Racing Team	11	10:12.524	34.779	52.332	9	87,709	27
28	234	Ash HAND	GBR	Tonykart	Strawberry Racing	5	4:39.094	6 Laps	52.394	5	87,605	28
29	257	Ebba GRANDIN	SWE	Kosmic	Soda Kart	5	4:47.512	6 Laps	54.362	4	84,434	29

Not classified												
DQ	252	Juuso PYKALAINEN	FIN	Tonykart	MPT Racing	11	9:44.862	DQ	51.638	8	88,888	32

Announcements

These results are provisional until the conclusion of any judicial and technical matters
 No. 254 + 299 + 236 warning board
 Started: 30 Classified: 29 Not classified: 1
 No. 252 excluded from Heat A-B / reason technical non conformity

Margin of Victory	Ø km/h	Best Lap Tm	km/h	Best Lap by
0.081	87,391	51.444	89,223	207 - Ferenc KANCSAR

Timekeeping Ingrid and Meik Wagner:  Clerk of the course Nigel Edwards: www.mylaps.com
 Steward (Chairman) Horst Seidel: Chief Scrutineer Paul Klaassen: Licensed to: Motorsport Events
 Printed: 12.05.2012 11:08:21 posted at: h



Rotax Euro Challenge 2012 Wackersdorf

Rotax Seniors

Wackersdorf 1,275 Km

RACE 1 Qualifying Heat 1 A-B

12.05.2012 10:10

Race (11 Laps) started at 10:12:20

Lap	Time of Day	Lap Tm	S1 Tm	S2 Tm	S3 Tm	Lap	Time of Day	Lap Tm	S1 Tm	S2 Tm	S3 Tm
5	10:17:01.419	52.826	19.175	17.014	16.637	(234) Ash HAND					
6	10:17:54.572	53.153	18.832	16.999	17.322	1	10:13:25.442	1:04.115	29.317	17.926	16.872
7	10:18:47.910	53.338	19.705	17.058	16.575	2	10:14:19.225	53.783	19.189	17.545	17.049
8	10:19:40.066	52.156	18.842	16.770	16.544	3	10:15:13.668	54.443	20.251	17.398	16.794
9	10:20:32.528	52.462	18.815	16.978	16.669	4	10:16:07.523	53.855	20.088	16.975	16.792
10	10:21:24.840	52.312	18.962	16.785	16.565	5	10:16:59.917	52.394	18.823	17.044	16.527
11	10:22:17.629	52.789	18.865	17.025	16.899	(257) Ebba GRANDIN					
(286) Lukasz BARTOSZUK						1	10:13:27.074	1:04.495	27.896	18.809	17.790
1	10:13:24.924	1:02.218	26.073	19.095	17.050	2	10:14:22.040	54.966	19.713	18.014	17.239
2	10:14:19.932	55.008	19.867	18.026	17.115	3	10:15:16.849	54.809	19.890	17.411	17.508
3	10:15:16.804	56.872	20.203	18.409	18.260	4	10:16:11.211	54.362	19.893	17.681	16.788
4	10:16:09.656	52.852	19.146	16.978	16.728	5	10:17:08.335	57.124	19.763	17.076	20.285
5	10:17:02.190	52.534	18.989	16.800	16.745	(242) Miroslav KOVAR					
6	10:17:54.998	52.808	18.996	16.776	17.036	1	10:13:23.757	1:01.241	25.911	18.151	17.179
7	10:18:48.203	53.205	19.087	17.461	16.657	2	10:14:17.078	53.321	19.178	17.231	16.912
8	10:19:40.500	52.297	18.781	16.827	16.689	3	10:15:11.191	54.113	20.003	17.265	16.845
9	10:20:33.067	52.567	18.851	16.993	16.723	4	10:16:05.677	54.486	20.360	16.994	17.132
10	10:21:25.135	52.068	18.831	16.729	16.508	5	10:16:59.177	53.500	19.437	17.255	16.808
11	10:22:17.909	52.774	18.788	16.949	17.037	6	10:17:51.955	52.778	19.029	16.946	16.803
(225) Jeremie LESOUDIER						7	10:18:44.867	52.912	19.191	16.969	16.752
1	10:13:25.812	1:03.770	26.354	19.643	17.773	8	10:19:37.598	52.731	19.074	16.838	16.819
2	10:14:20.791	54.979	20.171	17.486	17.322	9	10:20:31.056	53.458	19.643	16.971	16.844
3	10:15:16.780	55.989	19.478	18.275	18.236	10	10:21:23.951	52.895	19.285	16.918	16.692
4	10:16:11.134	54.354	19.732	17.372	17.250	11	10:22:17.965	54.014	19.441	16.991	17.582
5	10:17:05.866	54.732	19.973	17.553	17.206	(248) Artem KOROLEV					
6	10:17:59.879	54.013	19.572	17.262	17.179	1	10:13:21.846	58.922	23.743	18.005	17.174
7	10:18:53.865	53.986	19.462	17.305	17.219	2	10:14:16.463	54.617	19.248	17.595	17.774
8	10:19:47.542	53.677	19.358	17.179	17.140	3	10:15:11.880	55.417	20.930	17.841	16.646
9	10:20:41.309	53.767	19.393	17.147	17.227	4	10:16:05.457	53.577	19.885	16.905	16.787
10	10:21:35.012	53.703	19.431	17.187	17.085	5	10:16:58.831	53.374	19.784	16.956	16.634
11	10:22:29.408	54.396	19.562	17.119	17.715	6	10:17:51.339	52.508	18.987	16.988	16.533
(301) Jonathan JOHANSSON						7	10:18:43.783	52.444	18.878	17.046	16.520
1	10:13:24.651	1:03.429	27.705	18.754	16.970	8	10:19:35.791	52.008	18.858	16.672	16.478
2	10:14:18.037	53.386	19.454	17.245	16.687	9	10:20:28.312	52.521	18.950	16.854	16.717
3	10:15:11.703	53.666	19.496	17.460	16.710	10	10:21:21.310	52.998	19.503	16.749	16.746
4	10:16:26.196	1:14.493	40.531	17.339	16.623	11	10:22:29.466	1:08.156	19.598	17.149	31.409
5	10:17:18.842	52.646	19.215	16.897	16.534	(301) Jonathan JOHANSSON					
6	10:18:11.264	52.422	19.020	16.847	16.555	1	10:13:24.651	1:03.429	27.705	18.754	16.970
7	10:19:03.802	52.538	19.058	16.964	16.516	2	10:14:18.037	53.386	19.454	17.245	16.687
8	10:19:56.226	52.424	19.059	16.861	16.504	3	10:15:11.703	53.666	19.496	17.460	16.710
9	10:20:48.558	52.332	18.981	16.822	16.529	4	10:16:26.196	1:14.493	40.531	17.339	16.623
10	10:21:40.914	52.356	19.021	16.783	16.552	5	10:17:18.842	52.646	19.215	16.897	16.534
11	10:22:33.347	52.433	18.953	16.888	16.592	6	10:18:11.264	52.422	19.020	16.847	16.555



Rotax Euro Challenge 2012 Wackersdorf

Rotax Seniors

Wackersdorf 1,275 Km

RACE 2 Qualifying Heat 2 C-D

12.05.2012 10:30

Race (11 Laps) started at 10:32:23

Pos	No.	Name	Nat.	Chassis	Race Team	Laps	Total Tm	Diff	Best Tm	In Lap	km/h	Points
1	269	John FRIBERG	SWE	Tonykart	Soda Kart	11	9:35.951		51.552	10	89,036	0
2	205	Sean BABINGTON	GBR	Alonso	Dan Holland Racing	11	9:36.194	0.243	51.290	11	89,491	2
3	294	Makino TADASUKE	JPN	Birel	Kalman Motorsport	11	9:36.423	0.472	51.259	11	89,545	3
4	203	Edward BRAND	GBR	Formula K	Formula K Europe	11	9:36.616	0.665	51.004	11	89,993	4
5	260	Bas de LAAT	NED	Gillard	PDB Racing Team	11	9:38.872	2.921	51.616	11	88,926	5
6	211	Shaun SLAVIN	GBR	Formula K	Formula K Europe	11	9:39.133	3.182	51.375	11	89,343	6
7	290	Ukyo SASAHARA	JPN	DR	VPDR	11	9:39.385	3.434	51.558	11	89,026	7
8	278	Barrie PULLINGER	GBR	Alonso	Dan Holland Racing	11	9:39.865	3.914	51.573	11	89,000	8
9	238	Alexandre FINKELSTEIN	FRA	Tonykart	MD Competition	11	9:39.921	3.970	51.424	9	89,258	9
10	263	Henry EASTHOPE	GBR	Sodikart	Sodikart Junior Team	11	9:40.058	4.107	51.347	10	89,392	10
11	218	Nicolai NIELSEN	DEN	TBA	Star Karting	11	9:40.937	4.986	51.618	7	88,922	11
12	224	Aavo TALVAR	EST	Intrepid	Talvar Racing	11	9:41.261	5.310	51.405	9	89,291	12
13	216	Bryan EERDEN	NED	Gillard	PDB Racing Team	11	9:41.341	5.390	51.505	9	89,118	13
14	259	Nicolas PICOT	FRA	Sodikart	Kart Pro Racing	11	9:42.667	6.716	51.808	9	88,596	14
15	270	Santeri VARIS	FIN	Tonykart	JTL Racing	11	9:43.039	7.088	51.601	11	88,952	15
16	280	Brandon NILSSON	SWE	Exprit	Brandon Racing	11	9:43.335	7.384	51.579	11	88,990	16
17	262	Alex ENGBLOM	SWE	Tonykart	Soda Kart	11	9:44.128	8.177	51.701	11	88,780	17
18	261	Stephane KOX	NED	Formula K	Formula K Europe	11	9:44.300	8.349	51.564	9	89,016	18
19	237	Sten Dorian PIIRIMAGI	EST	Tonykart	Aix Racing Team	11	9:45.307	9.356	51.819	11	88,578	19
20	219	Andreas BACKMAN	SWE	Tonykart	Strawberry Racing	11	9:47.211	11.260	51.720	11	88,747	20
21	272	Jules COUSIN	FRA	FA Kart	DSS Kart	11	9:47.790	11.839	51.651	9	88,866	21
22	241	Pierre AUVRAY	FRA	FA Kart	DSS Kart	11	9:50.166	14.215	51.746	9	88,703	22
23	279	Juuso KAUKELIN	FIN	Tonykart	JTL Racing	11	9:53.645	17.694	52.287	9	87,785	23
24	283	Marco FORRER	SUI	Mach 1	Kartteam Meier	11	9:54.030	18.079	52.142	11	88,029	24
25	303	Giorgio MAGGI	SUI	Tonykart	Blacky Racing	11	9:54.774	18.823	51.816	11	88,583	25
26	275	Benjamin KARLOG	DEN	Tonykart	RS Competition	11	9:55.214	19.263	52.110	11	88,083	26
27	244	Eva BENES	FRA	Kosmic	PKS	11	10:03.903	27.952	52.393	8	87,607	27
28	306	Kevin KEMMLING	GER	Formula K	Kartschmie.de	11	10:07.385	31.434	53.873	10	85,200	28

Announcements

These results are provisional until the conclusion of any judicial and technical matters

No. 269 warning board

Started: 28 Classified: 28 Not classified: 0

Margin of Victory	Ø km/h	Best Lap Tm	km/h	Best Lap by
0.243	87,664	51.004	89,993	203 - Edward BRAND

Official Timing www.camp-company.de / www.motorsport-events.se

Orbits

Timekeeping Ingrid and Meik Wagner:

Clerk of the course Nigel Edwards:

www.mylaps.com

Steward (Chairman) Horst Seidel:

Chief Scrutineer Paul Klaassen:

Licensed to: Motorsport Events

Printed: 12.05.2012 10:43:34

posted at:

h



Rotax Euro Challenge 2012 Wackersdorf

Rotax Seniors

Wackersdorf 1,275 Km

RACE 2 Qualifying Heat 2 C-D

12.05.2012 10:30

Race (11 Laps) started at 10:32:23

Lap	Time of Day	Lap Tm	S1 Tm	S2 Tm	S3 Tm
5	10:37:01.909	53.034	18.924	17.429	16.681
6	10:37:54.502	52.593	18.974	16.981	16.638
7	10:38:46.929	52.427	18.873	16.964	16.590
8	10:39:39.393	52.464	18.861	16.950	16.653
9	10:40:31.680	52.287	18.810	16.964	16.513
10	10:41:24.536	52.856	19.037	17.130	16.689
11	10:42:17.026	52.490	18.830	17.019	16.641

(283) Marco FORRER

1	10:33:23.877	58.611	23.425	17.965	17.221
2	10:34:20.381	56.504	20.404	17.912	18.188
3	10:35:13.814	53.433	19.123	17.262	17.048
4	10:36:07.170	53.356	19.700	16.976	16.680
5	10:37:02.496	55.326	19.028	19.320	16.978
6	10:37:55.252	52.756	19.131	16.979	16.646
7	10:38:47.768	52.516	19.158	16.789	16.569
8	10:39:40.310	52.542	19.164	16.863	16.515
9	10:40:32.889	52.579	19.117	16.756	16.706
10	10:41:25.269	52.380	18.898	16.821	16.661
11	10:42:17.411	52.142	18.790	16.686	16.666

(303) Giorgio MAGGI

1	10:33:22.757	58.577	23.157	17.714	17.706
2	10:34:20.021	57.264	21.391	17.784	18.089
3	10:35:14.652	54.631	19.101	17.735	17.795
4	10:36:08.284	53.632	19.974	17.064	16.594
5	10:37:03.778	55.494	19.874	18.456	17.164
6	10:37:57.020	53.242	18.917	16.908	17.417
7	10:38:49.408	52.388	19.008	16.832	16.548
8	10:39:42.088	52.680	19.374	16.936	16.370
9	10:40:34.206	52.118	18.777	16.790	16.551
10	10:41:26.339	52.133	18.797	16.824	16.512
11	10:42:18.155	51.816	18.555	16.829	16.432

(275) Benjamin KARLOG

1	10:33:24.663	59.606	24.188	18.633	16.785
2	10:34:21.185	56.522	20.188	17.952	18.382
3	10:35:15.030	53.845	19.740	17.087	17.018
4	10:36:09.424	54.394	20.588	17.126	16.680
5	10:37:03.463	54.039	18.909	18.168	16.962
6	10:37:56.579	53.116	18.990	16.938	17.188
7	10:38:49.054	52.475	18.904	16.920	16.651
8	10:39:41.570	52.516	19.050	16.929	16.537
9	10:40:33.742	52.172	18.784	16.781	16.607
10	10:41:26.485	52.743	19.035	16.878	16.830
11	10:42:18.595	52.110	18.660	16.914	16.536

(244) Eva BENES

1	10:33:24.376	59.536	24.217	18.387	16.932
2	10:34:21.134	56.758	20.225	17.925	18.608
3	10:35:14.788	53.654	19.241	17.035	17.378
4	10:36:07.789	53.001	19.357	16.935	16.709
5	10:37:11.745	1:03.956	18.796	28.280	16.880
6	10:38:04.220	52.475	19.119	16.775	16.581
7	10:38:56.632	52.412	19.127	16.739	16.546
8	10:39:49.025	52.393	19.047	16.813	16.533
9	10:40:41.781	52.756	19.261	16.943	16.552
10	10:41:34.210	52.429	19.142	16.742	16.545
11	10:42:27.284	53.074	18.963	16.897	17.214

(306) Kevin KEMMLING

1	10:33:22.631	58.008	23.145	17.804	17.059
2	10:34:21.039	58.408	19.787	18.131	20.490
3	10:35:17.164	56.125	20.478	18.117	17.530
4	10:36:11.763	54.599	19.667	17.581	17.351
5	10:37:06.037	54.274	19.622	17.537	17.115
6	10:38:00.260	54.223	19.625	17.400	17.198
7	10:38:54.346	54.086	19.641	17.372	17.073
8	10:39:48.417	54.071	19.558	17.440	17.073
9	10:40:42.555	54.138	19.598	17.392	17.148
10	10:41:36.428	53.873	19.395	17.307	17.171
11	10:42:30.766	54.338	19.645	17.459	17.234



Rotax Euro Challenge 2012 Wackersdorf

Rotax Seniors

Wackersdorf 1,275 Km

RACE 5 Qualifying Heat 3 A-E

12.05.2012 11:30


Race (11 Laps) started at 11:32:19

Pos	No.	Name	Nat.	Chassis	Race Team	Laps	Total Tm	Diff	Best Tm	In Lap	km/h	Points
1	240	Petr BEZEL	CZE	MS Kart	MS Kart Racing Team	11	10:24.965		52.364	3	87,656	0
2	232	James SINGLETON	GBR	CRG	Coles Racing	11	10:26.238	1.273	52.559	4	87,330	2
3	299	Philip MORIN	SWE	Alonso	Dan Holland Racing	11	10:26.341	1.376	52.131	3	88,047	3
4	212	Jiri FORMAN	GBR	MS Kart	MS Kart Racing Team	11	10:27.100	2.135	52.385	2	87,621	4
5	268	Francisco MORA	POR	FA	Cabo do Mundo Kartteam	11	10:27.804	2.839	52.500	5	87,429	5
6	243	Glenn VAN PARIJS	BEL	Zanardi	Raw Racing Team	11	10:29.256	4.291	52.530	4	87,379	6
7	223	Jacob NIELSEN	DEN	Kosmic	Star Karting	11	10:29.678	4.713	51.932	3	88,385	7
8	208	Charlie EASTWOOD	IRL	Formula K	Protrain Racing	11	10:30.261	5.296	52.391	2	87,610	8
9	286	Lukasz BARTOSZUK	POL	Praga	Uniq Racing	11	10:31.143	6.178	52.648	5	87,183	9
10	255	Moritz OBERHEIM	GER	LH Kart	Matis Motorsport	11	10:31.581	6.616	52.532	5	87,375	10
11	214	Michael COOL	BEL	Tonykart	Bouvin Power	11	10:31.633	6.668	52.156	3	88,005	11
12	271	Christopher FRIEDRICH	GER	Praga	M-Tec/Praga Racing	11	10:32.079	7.114	52.190	3	87,948	12
13	221	Jesse LAZARE	CAN	Formula K	Chapman Racing/Protrain	11	10:32.120	7.155	52.236	4	87,870	13
14	213	Thomas BENISRI	FRA	Sodikart	Win Max	11	10:32.433	7.468	52.358	2	87,666	14
15	252	Juuso PYKALAINEN	FIN	Tonykart	MPT Racing	11	10:33.270	8.305	52.270	4	87,813	15
16	267	Max RENBERG	SWE	Tonykart	Soda Kart	11	10:33.322	8.357	52.932	5	86,715	16
17	266	Petr FULIN	CZE	MS Kart	MS Kart Racing Team	11	10:34.164	9.199	52.241	3	87,862	17
18	233	Manon CHAVAGNE	NED	Topkart	Slangen Karting	11	10:34.249	9.284	52.515	5	87,404	18
19	304	Oliver NORRIS	GBR	Tonykart	RL Racing Dept Ltd	11	10:34.568	9.603	52.245	3	87,855	19
20	226	Erik STILLMANN	SWE	Sodikart	Wallberg Motorsport	11	10:34.590	9.625	52.388	4	87,615	20
21	248	Artem KOROLEV	CAN	Intrepid	Team TKP	11	10:34.718	9.753	52.474	5	87,472	21
22	250	Ludvig MORIN	SWE	Kosmic	Paul Carr Racing	11	10:40.558	15.593	52.055	3	88,176	22
23	246	Sabedin Berat TURKER	TUR	Formula K	Protrain Racing	11	10:54.747	29.782	52.667	5	87,151	23
24	302	Kevin MINIER	FRA	Tonykart	MD Competition	11	11:00.349	35.384	52.437	4	87,534	24
25	220	Mathias SMITH	DEN	Kosmic	Star Karting	10	9:50.035	1 Lap	52.062	5	88,164	25
26	254	Harrison SCOTT	GBR	Tonykart	Strawberry Racing	8	7:12.421	3 Laps	52.346	3	87,686	26
27	296	Josh HART	NZL	Birel	Kalman Motorsport	8	7:17.123	3 Laps	52.549	3	87,347	27
28	288	Cecile MARTINI	FRA	Sodikart	Martini Racing	8	7:19.971	3 Laps	52.945	5	86,694	28
Not classified												
DNS	300	Joel AFFOLTER	NED	Gillard	PDB Racing Team			DNS		0	-	31

Announcements

These results are provisional until the conclusion of any judicial and technical matters
 No. 252 + 299 + 243 warning board
 Started: 28 Classified: 28 Not classified: 0

Margin of Victory	Ø km/h	Best Lap Tm	km/h	Best Lap by
1.273	80,789	51.932	88,385	223 - Jacob NIELSEN

Timekeeping Ingrid and Meik Wagner:  Clerk of the course Nigel Edwards: www.mylaps.com
 Steward (Chairman) Horst Seidel: Chief Scrutineer Paul Klaassen: Licensed to: Motorsport Events
 Printed: 12.05.2012 11:45:51 posted at: h



Rotax Euro Challenge 2012 Wackersdorf

Rotax Seniors

Wackersdorf 1,275 Km

RACE 5 Qualifying Heat 3 A-E

12.05.2012 11:30

Race (11 Laps) started at 11:32:19

Lap	Time of Day	Lap Tm	S1 Tm	S2 Tm	S3 Tm
5	11:36:52.739	52.667	19.032	16.946	16.689
6	11:37:49.196	56.457	19.299	18.298	18.860
7	11:38:45.076	55.880	20.408	17.475	17.997
8	11:39:41.397	56.321	20.246	17.642	18.433
9	11:41:18.734	1:37.337	21.005	21.934	54.398
10	11:42:18.533	59.799	21.868	18.984	18.947
11	11:43:14.209	55.676	19.884	18.296	17.496

(302) Kevin MINIER

1	11:33:19.159	57.169	22.492	17.570	17.107
2	11:34:12.349	53.190	19.309	17.099	16.782
3	11:35:05.121	52.772	19.222	16.858	16.692
4	11:35:57.558	52.437	18.874	16.818	16.745
5	11:36:50.118	52.560	18.905	16.903	16.752
6	11:37:45.338	55.220	20.634	17.746	16.840
7	11:38:40.450	55.112	20.066	17.735	17.311
8	11:39:38.158	57.708	20.693	18.481	18.534
9	11:40:51.124	1:12.966	22.512	26.393	24.061
10	11:42:11.659	1:20.535	24.516	32.364	23.655
11	11:43:19.811	1:08.152	24.732	21.853	21.567

(220) Mathias SMITH

1	11:33:20.629	59.570	22.398	17.729	19.443
2	11:34:14.567	53.938	19.379	17.198	17.361
3	11:35:07.310	52.743	19.077	17.099	16.567
4	11:35:59.871	52.561	19.170	16.800	16.591
5	11:36:51.933	52.062	18.778	16.705	16.579
6	11:37:47.301	55.368	19.383	18.601	17.384
7	11:38:42.632	55.331	19.999	17.329	18.003
8	11:39:39.321	56.689	20.064	18.571	18.054
9	11:40:54.032	1:14.711	21.580	29.070	24.061
10	11:42:09.497	1:15.465	26.165	24.752	24.548

(254) Harrison SCOTT

1	11:33:13.639	54.043	20.289	17.071	16.683
2	11:34:06.018	52.379	18.840	16.893	16.646
3	11:34:58.364	52.346	18.830	16.850	16.666
4	11:35:50.817	52.453	18.962	16.866	16.625
5	11:36:43.704	52.887	18.967	17.014	16.906
6	11:37:38.400	54.696	19.656	17.659	17.381
7	11:38:34.602	56.202	20.622	18.015	17.565
8	11:39:31.883	57.281	20.938	18.552	17.791

(296) Josh HART

1	11:33:14.974	54.824	20.820	17.228	16.776
2	11:34:08.403	53.429	19.481	17.030	16.918
3	11:35:00.952	52.549	18.888	17.025	16.636
4	11:35:53.548	52.596	19.087	16.906	16.603
5	11:36:46.223	52.675	18.974	16.905	16.796
6	11:37:41.138	54.915	19.838	17.419	17.658
7	11:38:39.019	57.881	22.402	17.750	17.729
8	11:39:36.585	57.566	21.140	18.296	18.130

(288) Cecile MARTINI

1	11:33:20.495	58.194	22.888	18.002	17.304
2	11:34:14.884	54.389	19.796	17.218	17.375
3	11:35:08.514	53.630	19.644	17.125	16.861
4	11:36:01.489	52.975	19.407	17.020	16.548
5	11:36:54.434	52.945	19.018	17.191	16.736
6	11:37:48.311	53.877	19.387	17.147	17.343
7	11:38:43.347	55.036	20.316	17.538	17.182
8	11:39:39.433	56.086	20.055	18.004	18.027

Timekeeping Ingrid and Meik Wagner:

Clerk of the course Nigel Edwards:

Steward (Chairman) Horst Seidel:

Chief Scrutineer Paul Klaassen:

www.mylaps.com

Licensed to: Motorsport Events



Rotax Euro Challenge 2012 Wackersdorf

Rotax Seniors

Wackersdorf 1,275 Km

RACE 6 Qualifying Heat 4 B-C **-NEW-**

12.05.2012 11:50


Race (11 Laps) started at 11:52:13

Pos	No.	Name	Nat.	Chassis	Race Team	Laps	Total Tm	Diff	Best Tm	In Lap	km/h	Points
1	222	Pierce LEHANE	AUS	Alonso	Dan Holland Racing	11	9:32.519		51.624	11	88,912	0
2	234	Ash HAND	GBR	Tonykart	Strawberry Racing	11	9:33.384	0.865	51.557	9	89,028	2
3	236	Andy KING	GBR	Tonykart	Strawberry Racing	11	9:33.599	1.080	51.641	9	88,883	3
4	269	John FRIBERG	SWE	Tonykart	Soda Kart	11	9:34.654	2.135	51.541	11	89,055	4
5	260	Bas de LAAT	NED	Gillard	PDB Racing Team	11	9:35.169	2.650	51.616	11	88,926	5
6	205	Sean BABINGTON	GBR	Alonso	Dan Holland Racing	11	9:35.421	2.902	51.379	10	89,336	6
7	216	Bryan EERDEN	NED	Gillard	PDB Racing Team	11	9:35.964	3.445	51.610	9	88,936	7
8	207	Ferenc KANC SAR	AUT	Birel	Kalman Motorsport	11	9:38.030	5.511	51.520	11	89,092	8
9	224	Aavo TALVAR	EST	Intrepid	Talvar Racing	11	9:38.388	5.869	51.557	11	89,028	9
10	217	Glen VAN DROOGENBROEC	BEL	Tonykart	Bouvin Power	11	9:39.098	6.579	51.749	11	88,697	10
11	272	Jules COUSIN	FRA	FA Kart	DSS Kart	11	9:42.895	10.376	51.878	7	88,477	11
12	225	Jeremie LESOUDIER	FRA	Kosmic	PKS	11	9:44.770	12.251	51.737	7	88,718	12
13	261	Stephane KOX	NED	Formula K	Formula K Europe	11	9:44.971	12.452	51.844	10	88,535	13
14	230	Charlie TURNER	GBR	CRG	Coles Racing	11	9:45.207	12.688	51.843	10	88,537	14
15	259	Nicolas PICOT	FRA	Sodikart	Kart Pro Racing	11	9:46.248	13.729	52.273	9	87,808	15
16	301	Jonathan JOHANSSON	SWE	Gillard	PDB Racing Team	11	9:48.612	16.093	51.913	9	88,417	16
17	258	Mikkel JOHNSEN	DEN	Intrepid	DMT Racing	11	9:50.838	18.319	51.729	10	88,732	17
18	244	Eva BENES	FRA	Kosmic	PKS	11	9:52.745	20.226	52.145	11	88,024	18
19	237	Sten Dorian PIIRIMAGI	EST	Tonykart	Aix Racing Team	11	9:52.955	20.436	52.047	11	88,190	19
20	275	Benjamin KARLOG	DEN	Tonykart	RS Competition	11	9:53.581	21.062	52.372	11	87,642	20
21	293	Sandor JAKAB	SVK	Birel	Kalman Motorsport	11	9:54.858	22.339	51.697	6	88,787	21
22	245	Hubert PETIT	FRA	Sodikart	Sodikart Junior Team	11	9:56.978	24.459	51.644	11	88,878	22
23	284	Oliver MYERS	GBR	Tonykart	Coles Racing	11	10:00.946	28.427	52.244	6	87,857	23
24	270	Santeri VARIS	FIN	Tonykart	JTL Racing	11	10:00.979	28.460	52.032	4	88,215	24
25	227	Matija JURKOVIC	SLO	Formula K	MLM Racing KK	11	10:01.063	28.544	52.395	10	87,604	25
26	242	Miroslav KOVAR	CZE	MS Kart	MS Kart Racing Team	11	10:01.477	28.958	53.217	9	86,251	26
27	241	Pierre AUVRAY	FRA	FA Kart	DSS Kart	8	7:24.005	3 Laps	52.511	7	87,410	27
28	306	Kevin KEMMLING	GER	Formula K	Kartschmie.de	3	2:52.953	8 Laps	54.102	2	84,840	28
29	257	Ebba GRANDIN	SWE	Kosmic	Soda Kart	1	1:27.520	10 Laps	1:25.637	1	53,598	29

Announcements

These results are provisional until the conclusion of any judicial and technical matters
 No. 293 warning board
 Started: 29 Classified: 29 Not classified: 0
 No. 293 time penalty 10 sec. / reason unfair driving
 No. 245 time penalty 10 sec. / reason unfair driving

Margin of Victory	Ø km/h	Best Lap Tm	km/h	Best Lap by
0.865	88,189	51.379	89,336	205 - Sean BABINGTON

Timekeeping Ingrid and Meik Wagner:  Clerk of the course Nigel Edwards: www.mylaps.com
 Steward (Chairman) Horst Seidel: Chief Scrutineer Paul Klaassen: Licensed to: Motorsport Events
 Printed: 12.05.2012 13:46:56 posted at: h



Rotax Euro Challenge 2012 Wackersdorf

Rotax Seniors

Wackersdorf 1,275 Km

RACE 6 Qualifying Heat 4 B-C

12.05.2012 11:50

Race (11 Laps) started at 11:52:13

Lap	Time of Day	Lap Tm	S1 Tm	S2 Tm	S3 Tm
5	11:56:51.886	52.420	18.881	16.895	16.644
6	11:57:44.130	52.244	18.952	16.777	16.515
7	11:58:36.450	52.320	18.876	16.783	16.661
8	11:59:30.612	54.162	19.734	17.198	17.230
9	12:00:24.049	53.437	19.804	16.956	16.677
10	12:01:17.838	53.789	19.592	16.982	17.215
11	12:02:14.192	56.354	20.873	17.462	18.019

(270) Santeri VARIS

1	11:53:17.668	1:03.617	22.936	23.847	16.834
2	11:54:10.761	53.093	19.127	17.323	16.643
3	11:55:03.217	52.456	18.934	16.882	16.640
4	11:55:55.249	52.032	18.788	16.793	16.451
5	11:56:48.767	53.518	19.571	16.973	16.974
6	11:57:42.651	53.884	19.427	17.404	17.053
7	11:58:36.193	53.542	19.409	16.769	17.364
8	11:59:30.684	54.491	20.450	16.910	17.131
9	12:00:24.235	53.551	19.870	16.902	16.779
10	12:01:18.029	53.794	19.528	16.986	17.280
11	12:02:14.225	56.196	20.850	17.323	18.023

(227) Matija JURKOVIC

1	11:53:12.562	58.191	23.074	17.965	17.152
2	11:54:06.647	54.085	19.352	17.266	17.467
3	11:55:00.703	54.056	20.395	17.007	16.654
4	11:55:54.344	53.641	19.143	16.876	17.622
5	11:56:47.865	53.521	19.362	17.106	17.053
6	11:57:42.392	54.527	18.927	18.655	16.945
7	11:58:36.645	54.253	20.174	16.970	17.109
8	11:59:30.495	53.850	19.711	16.919	17.220
9	12:00:25.850	55.355	21.826	17.000	16.529
10	12:01:18.245	52.395	18.837	16.852	16.706
11	12:02:14.309	56.064	20.728	17.447	17.889

(242) Miroslav KOVAR

1	11:53:13.353	58.368	23.096	18.272	17.000
2	11:54:07.035	53.682	19.158	17.136	17.388
3	11:55:00.556	53.521	19.774	16.996	16.751
4	11:55:55.046	54.490	20.226	17.250	17.014
5	11:56:49.076	54.030	19.110	17.453	17.467
6	11:57:43.079	54.003	18.983	17.362	17.658
7	11:58:36.365	53.286	19.221	16.878	17.187
8	11:59:30.777	54.412	20.455	16.949	17.008
9	12:00:23.994	53.217	19.351	17.076	16.790
10	12:01:18.144	54.150	19.925	16.997	17.228
11	12:02:14.723	56.579	20.861	17.576	18.142

(241) Pierre AUVRAY

1	11:53:12.973	57.941	22.642	18.064	17.235
2	11:54:06.739	53.766	19.273	17.188	17.305
3	11:54:59.678	52.939	19.102	17.052	16.785
4	11:55:53.834	54.156	19.017	17.892	17.247
5	11:56:57.379	1:03.545	29.398	17.255	16.892
6	11:57:49.913	52.534	18.921	16.905	16.708
7	11:58:42.424	52.511	18.847	16.964	16.700
8	11:59:37.251	54.827	18.916	17.001	18.910

(306) Kevin KEMMLING

1	11:53:13.250	57.829	22.409	18.101	17.319
2	11:54:07.352	54.102	19.529	17.516	17.057
3	11:55:06.199	58.847	20.419	17.534	20.894

(257) Ebba GRANDIN

1	11:53:40.766	1:25.637	31.326	23.927	30.384
---	--------------	-----------------	---------------	---------------	---------------



Rotax Euro Challenge 2012 Wackersdorf

Rotax Seniors Wackersdorf 1,275 Km

RACE 8 Qualifying Heat 5 D-E 12.05.2012 13:00

Race (11 Laps) started at 13:02:18

Pos	No.	Name	Nat.	Chassis	Race Team	Laps	Total Tm	Diff	Best Tm	In Lap	km/h	Points
1	203	Edward BRAND	GBR	Formula K	Formula K Europe	11	9:30.053		51.363	10	89,364	0
2	211	Shaun SLAVIN	GBR	Formula K	Formula K Europe	11	9:30.558	0.505	51.330	10	89,421	2
3	294	Makino TADASUKE	JPN	Birel	Kalman Motorsport	11	9:30.583	0.530	51.255	10	89,552	3
4	290	Ukyo SASAHARA	JPN	DR	VPDR	11	9:30.654	0.601	51.318	7	89,442	4
5	250	Ludvig MORIN	SWE	Kosmic	Paul Carr Racing	11	9:32.458	2.405	51.307	5	89,461	5
6	212	Jiri FORMAN	GBR	MS Kart	MS Kart Racing Team	11	9:32.622	2.569	51.490	6	89,144	6
7	214	Michael COOL	BEL	Tonykart	Bouvin Power	11	9:33.594	3.541	51.451	6	89,211	7
8	296	Josh HART	NZL	Birel	Kalman Motorsport	11	9:34.045	3.992	51.550	8	89,040	8
9	238	Alexandre FINKELSTEIN	FRA	Tonykart	MD Competition	11	9:37.817	7.764	51.424	7	89,258	9
10	213	Thomas BENISRI	FRA	Sodikart	Win Max	11	9:38.224	8.171	51.651	8	88,866	10
11	218	Nicolai NIELSEN	DEN	TBA	Star Karting	11	9:38.295	8.242	51.558	8	89,026	11
12	278	Barrie PULLINGER	GBR	Alonso	Dan Holland Racing	11	9:38.692	8.639	51.758	8	88,682	12
13	223	Jacob NIELSEN	DEN	Kosmic	Star Karting	11	9:39.268	9.215	51.441	8	89,228	13
14	266	Petr FULIN	CZE	MS Kart	MS Kart Racing Team	11	9:40.025	9.972	51.641	9	88,883	14
15	303	Giorgio MAGGI	SUI	Tonykart	Blacky Racing	11	9:40.173	10.120	51.582	9	88,985	15
16	271	Christopher FRIEDRICH	GER	Praga	M-Tec/Praga Racing	11	9:40.703	10.650	51.551	10	89,038	16
17	263	Henry EASTHOPE	GBR	Sodikart	Sodikart Junior Team	11	9:41.171	11.118	51.407	10	89,287	17
18	226	Erik STILLMANN	SWE	Sodikart	Wallberg Motorsport	11	9:41.416	11.363	51.566	10	89,012	18
19	280	Brandon NILSSON	SWE	Exprit	Brandon Racing	11	9:41.844	11.791	51.419	11	89,267	19
20	255	Moritz OBERHEIM	GER	LH Kart	Matis Motorsport	11	9:42.790	12.737	51.381	9	89,333	20
21	262	Alex ENGBLOM	SWE	Tonykart	Soda Kart	11	9:43.551	13.498	51.766	5	88,668	21
22	302	Kevin MINIER	FRA	Tonykart	MD Competition	11	9:43.721	13.668	52.064	5	88,161	22
23	219	Andreas BACKMAN	SWE	Tonykart	Strawberry Racing	11	9:43.875	13.822	51.554	9	89,033	23
24	304	Oliver NORRIS	GBR	Tonykart	RL Racing Dept Ltd	11	9:45.565	15.512	51.779	5	88,646	24
25	267	Max RENBERG	SWE	Tonykart	Soda Kart	11	9:47.062	17.009	51.937	10	88,376	25
26	279	Juuso KAUKELIN	FIN	Tonykart	JTL Racing	11	9:47.273	17.220	52.139	11	88,034	26
27	283	Marco FORRER	SUI	Mach 1	Kartteam Meier	11	9:48.856	18.803	52.132	9	88,046	27
28	288	Cecile MARTINI	FRA	Sodikart	Martini Racing	1	1:10.508	10 Laps	1:07.863	1	67,636	28

Announcements

These results are provisional until the conclusion of any judicial and technical matters
 Started: 28 Classified: 28 Not classified: 0

Margin of Victory	Ø km/h	Best Lap Tm	km/h	Best Lap by
0.505	88,571	51.255	89,552	294 - Makino TADASUKE

Timekeeping Ingrid and Meik Wagner: Clerk of the course Nigel Edwards: www.mylaps.com
 Steward (Chairman) Horst Seidel: Chief Scrutineer Paul Klaassen: Licensed to: Motorsport Events
 Printed: 12.05.2012 13:13:09 posted at: h



Rotax Euro Challenge 2012 Wackersdorf

Rotax Seniors

Wackersdorf 1,275 Km

RACE 8 Qualifying Heat 5 D-E

12.05.2012 13:00

Race (11 Laps) started at 13:02:18

Lap	Time of Day	Lap Tm	S1 Tm	S2 Tm	S3 Tm
5	13:06:46.509	52.118	18.616	16.745	16.757
6	13:07:42.498	55.989	21.230	17.839	16.920
7	13:08:35.300	52.802	19.356	16.957	16.489
8	13:09:27.000	51.700	18.549	16.751	16.400
9	13:10:18.554	51.554	18.536	16.654	16.364
10	13:11:10.143	51.589	18.462	16.729	16.398
11	13:12:01.964	51.821	18.453	16.856	16.512

(304) Oliver NORRIS

1	13:03:19.783	1:00.923	24.769	18.967	17.187
2	13:04:12.472	52.689	19.007	17.024	16.658
3	13:05:06.222	53.750	19.397	17.115	17.238
4	13:05:59.572	53.350	19.190	17.415	16.745
5	13:06:51.351	51.779	18.756	16.550	16.473
6	13:07:43.222	51.871	18.735	16.594	16.542
7	13:08:35.804	52.582	19.079	16.905	16.598
8	13:09:27.898	52.094	18.859	16.725	16.510
9	13:10:19.834	51.936	18.847	16.645	16.444
10	13:11:11.626	51.792	18.770	16.628	16.394
11	13:12:03.654	52.028	18.851	16.619	16.558

(267) Max RENBERG

1	13:03:17.396	57.574	22.957	17.864	16.753
2	13:04:10.197	52.801	19.060	17.089	16.652
3	13:05:04.112	53.915	19.265	17.381	17.269
4	13:05:57.557	53.445	18.776	17.796	16.873
5	13:06:50.291	52.734	19.265	16.942	16.527
6	13:07:42.677	52.386	18.767	16.998	16.621
7	13:08:35.666	52.989	18.896	17.439	16.654
8	13:09:28.577	52.911	18.827	16.840	17.244
9	13:10:20.829	52.252	18.862	16.921	16.469
10	13:11:12.766	51.937	18.745	16.684	16.508
11	13:12:05.151	52.385	18.918	16.856	16.611

(279) Juuso KAUKELIN

1	13:03:19.315	59.157	23.229	18.623	17.305
2	13:04:12.364	53.049	19.023	17.362	16.664
3	13:05:05.602	53.238	19.325	17.110	16.803
4	13:05:58.452	52.850	18.819	17.220	16.811
5	13:06:50.740	52.288	18.845	16.886	16.557
6	13:07:43.149	52.409	18.850	16.941	16.618
7	13:08:36.101	52.952	19.010	17.203	16.739
8	13:09:28.499	52.398	18.772	16.790	16.836
9	13:10:20.741	52.242	18.764	16.880	16.598
10	13:11:13.223	52.482	19.071	16.924	16.487
11	13:12:05.362	52.139	18.762	16.869	16.508

(283) Marco FORRER

1	13:03:17.846	57.429	22.158	18.308	16.963
2	13:04:11.103	53.257	19.632	17.061	16.564
3	13:05:06.037	54.934	20.454	17.127	17.353
4	13:05:59.932	53.895	19.363	17.547	16.985
5	13:06:52.461	52.529	18.910	16.945	16.674
6	13:07:44.984	52.523	18.851	16.935	16.737
7	13:08:37.454	52.470	18.896	16.883	16.691
8	13:09:29.867	52.413	18.969	16.932	16.512
9	13:10:21.999	52.132	18.837	16.765	16.530
10	13:11:14.713	52.714	19.177	16.932	16.605
11	13:12:06.945	52.232	18.888	16.775	16.569

(288) Cecile MARTINI

1	13:03:28.597	1:07.863	23.830	20.819	23.214
---	--------------	-----------------	---------------	---------------	---------------



Rotax Euro Challenge 2012 Wackersdorf

Rotax Seniors

Wackersdorf 1,275 Km

RACE 9 Qualifying Heat 6 A-C

12.05.2012 13:20


Race (11 Laps) started at 13:22:19

Pos	No.	Name	Nat.	Chassis	Race Team	Laps	Total Tm	Diff	Best Tm	In Lap	km/h	Points
1	254	Harrison SCOTT	GBR	Tonykart	Strawberry Racing	11	9:30.149		51.370	9	89,352	0
2	208	Charlie EASTWOOD	IRL	Formula K	Protrain Racing	11	9:31.763	1.614	51.376	8	89,341	2
3	299	Philip MORIN	SWE	Alonso	Dan Holland Racing	11	9:32.915	2.766	51.206	9	89,638	3
4	221	Jesse LAZARE	CAN	Formula K	Chapman Racing/Protrain	11	9:33.361	3.212	51.458	11	89,199	4
5	224	Aavo TALVAR	EST	Intrepid	Talvar Racing	11	9:35.293	5.144	51.515	9	89,100	5
6	232	James SINGLETON	GBR	CRG	Coles Racing	11	9:35.539	5.390	51.291	9	89,489	6
7	260	Bas de LAAT	NED	Gillard	PDB Racing Team	11	9:36.203	6.054	51.602	8	88,950	7
8	268	Francisco MORA	POR	FA	Cabo do Mundo Kartteam	11	9:36.569	6.420	51.151	9	89,734	8
9	300	Joel AFFOLTER	NED	Gillard	PDB Racing Team	11	9:37.602	7.453	51.254	10	89,554	9
10	270	Santeri VARIS	FIN	Tonykart	JTL Racing	11	9:38.030	7.881	51.590	9	88,971	10
11	261	Stephane KOX	NED	Formula K	Formula K Europe	11	9:38.592	8.443	51.644	10	88,878	11
12	259	Nicolas PICOT	FRA	Sodikart	Kart Pro Racing	11	9:39.397	9.248	51.596	9	88,960	12
13	246	Sabedin Berat TURKER	TUR	Formula K	Protrain Racing	11	9:39.944	9.795	51.715	10	88,756	13
14	272	Jules COUSIN	FRA	FA Kart	DSS Kart	11	9:40.051	9.902	51.470	9	89,178	14
15	216	Bryan EERDEN	NED	Gillard	PDB Racing Team	11	9:40.291	10.142	51.425	10	89,256	15
16	252	Juuso PYKALAINEN	FIN	Tonykart	MPT Racing	11	9:40.606	10.457	51.401	10	89,298	16
17	237	Sten Dorian PIIRIMAGI	EST	Tonykart	Aix Racing Team	11	9:40.805	10.656	51.536	10	89,064	17
18	286	Lukasz BARTOSZUK	POL	Praga	Uniq Racing	11	9:42.683	12.534	51.843	9	88,537	18
19	248	Artem KOROLEV	CAN	Intrepid	Team TKP	11	9:42.948	12.799	51.839	9	88,543	19
20	220	Mathias SMITH	DEN	Kosmic	Star Karting	11	9:43.807	13.658	52.066	9	88,157	20
21	241	Pierre AUVRAY	FRA	FA Kart	DSS Kart	11	9:45.163	15.014	51.742	10	88,709	21
22	306	Kevin KEMMLING	GER	Formula K	Kartschmie.de	11	9:45.369	15.220	51.639	10	88,886	22
23	244	Eva BENES	FRA	Kosmic	PKS	11	9:45.651	15.502	51.689	9	88,800	23
24	233	Manon CHAVAGNE	NED	Topkart	Slangen Karting	11	9:46.192	16.043	51.738	11	88,716	24
25	243	Glenn VAN PARIJS	BEL	Zanardi	Raw Racing Team	11	9:46.772	16.623	51.900	10	88,439	25
26	275	Benjamin KARLOG	DEN	Tonykart	RS Competition	11	9:47.652	17.503	51.942	10	88,368	26
27	205	Sean BABINGTON	GBR	Alonso	Dan Holland Racing	7	6:06.602	4 Laps	51.250	7	89,561	27
28	269	John FRIBERG	SWE	Tonykart	Soda Kart	4	3:54.655	7 Laps	52.225	2	87,889	28
29	240	Petr BEZEL	CZE	MS Kart	MS Kart Racing Team	3	3:41.458	8 Laps	52.366	3	87,652	29

Announcements

These results are provisional until the conclusion of any judicial and technical matters
 Started: 29 Classified: 29 Not classified: 0

Margin of Victory	Ø km/h	Best Lap Tm	km/h	Best Lap by
1.614	88,556	51.151	89,734	268 - Francisco MORA

Timekeeping Ingrid and Meik Wagner:  Clerk of the course Nigel Edwards: www.mylaps.com
 Steward (Chairman) Horst Seidel: Chief Scrutineer Paul Klaassen: Licensed to: Motorsport Events
 Printed: 12.05.2012 13:33:04 posted at: h



Rotax Euro Challenge 2012 Wackersdorf

Rotax Seniors

Wackersdorf 1,275 Km

RACE 9 Qualifying Heat 6 A-C

12.05.2012 13:20

Race (11 Laps) started at 13:22:19

Lap	Time of Day	Lap Tm	S1 Tm	S2 Tm	S3 Tm
5	13:26:53.044	52.687	18.790	17.248	16.649
6	13:27:45.321	52.277	18.927	16.809	16.541
7	13:28:37.404	52.083	18.876	16.678	16.529
8	13:29:30.010	52.606	19.328	16.807	16.471
9	13:30:21.699	51.689	18.583	16.665	16.441
10	13:31:13.517	51.818	18.791	16.596	16.431
11	13:32:05.299	51.782	18.643	16.744	16.395

(233) Manon CHAVAGNE

1	13:23:18.908	57.857	23.406	17.516	16.935
2	13:24:12.874	53.966	20.152	17.066	16.748
3	13:25:06.857	53.983	20.022	17.222	16.739
4	13:26:01.614	54.757	20.351	17.816	16.590
5	13:26:54.033	52.419	18.761	16.980	16.678
6	13:27:46.102	52.069	18.768	16.759	16.542
7	13:28:38.021	51.919	18.672	16.783	16.464
8	13:29:30.237	52.216	18.967	16.740	16.509
9	13:30:22.237	52.000	18.660	16.813	16.527
10	13:31:14.102	51.865	18.701	16.747	16.417
11	13:32:05.840	51.738	18.564	16.743	16.431

(243) Glenn VAN PARIJS

1	13:23:18.978	57.437	23.071	17.590	16.776
2	13:24:12.010	53.032	19.452	16.954	16.626
3	13:25:04.776	52.766	19.377	16.842	16.547
4	13:25:57.613	52.837	19.331	16.725	16.781
5	13:26:52.565	54.952	21.007	17.106	16.839
6	13:27:45.472	52.907	19.555	16.836	16.516
7	13:28:37.681	52.209	18.903	16.807	16.499
8	13:29:30.483	52.802	19.410	16.868	16.524
9	13:30:22.484	52.001	18.854	16.730	16.417
10	13:31:14.384	51.900	18.675	16.757	16.468
11	13:32:06.420	52.036	18.880	16.728	16.428

(275) Benjamin KARLOG

1	13:23:20.547	58.512	23.475	17.939	17.098
2	13:24:14.602	54.055	19.645	17.118	17.292
3	13:25:07.741	53.139	19.304	17.032	16.803
4	13:26:00.824	53.083	19.414	17.095	16.574
5	13:26:54.700	53.876	19.425	17.768	16.683
6	13:27:46.882	52.182	18.743	16.833	16.606
7	13:28:39.062	52.180	18.687	16.865	16.628
8	13:29:31.179	52.117	18.765	16.839	16.513
9	13:30:23.377	52.198	18.708	16.945	16.545
10	13:31:15.319	51.942	18.644	16.828	16.470
11	13:32:07.300	51.981	18.647	16.810	16.524

(205) Sean BABINGTON

1	13:23:15.230	55.510	20.758	17.042	17.710
2	13:24:07.202	51.972	18.710	16.729	16.533
3	13:24:59.979	52.777	19.194	16.813	16.770
4	13:25:51.771	51.792	18.699	16.598	16.495
5	13:26:43.425	51.654	18.571	16.652	16.431
6	13:27:35.000	51.575	18.526	16.622	16.427
7	13:28:26.250	51.250	18.406	16.542	16.302

(269) John FRIBERG

1	13:23:22.652	1:02.401	23.679	21.691	17.031
2	13:24:14.877	52.225	18.815	16.844	16.566
3	13:25:07.425	52.548	18.793	16.988	16.767
4	13:26:14.303	1:06.878	19.548	22.642	20.228

(240) Petr BEZEL

1	13:23:33.787	1:13.567	20.958	22.046	30.563
2	13:25:08.740	1:34.953	1:01.497	16.959	16.497
3	13:26:01.106	52.366	18.826	17.021	16.519



Rotax Euro Challenge 2012 Wackersdorf

Rotax Seniors Wackersdorf 1,275 Km

RACE 12 Qualifying Heat 7 B-E **-NEW-** 12.05.2012 14:20


Race (11 Laps) started at 14:22:15

Pos	No.	Name	Nat.	Chassis	Race Team	Laps	Total Tm	Diff	Best Tm	In Lap	km/h	Points
1	222	Pierce LEHANE	AUS	Alonso	Dan Holland Racing	11	9:25.340		51.053	7	89,907	0
2	236	Andy KING	GBR	Tonykart	Strawberry Racing	11	9:28.255	2.915	51.235	8	89,587	2
3	234	Ash HAND	GBR	Tonykart	Strawberry Racing	11	9:28.491	3.151	51.069	9	89,878	3
4	250	Ludvig MORIN	SWE	Kosmic	Paul Carr Racing	11	9:29.835	4.495	51.080	8	89,859	4
5	213	Thomas BENISRI	FRA	Sodikart	Win Max	11	9:30.175	4.835	51.056	9	89,901	5
6	212	Jiri FORMAN	GBR	MS Kart	MS Kart Racing Team	11	9:30.292	4.952	51.169	7	89,703	6
7	214	Michael COOL	BEL	Tonykart	Bouvin Power	11	9:31.029	5.689	51.294	9	89,484	7
8	301	Jonathan JOHANSSON	SWE	Gillard	PDB Racing Team	11	9:31.270	5.930	51.321	9	89,437	8
9	296	Josh HART	NZL	Birel	Kalman Motorsport	11	9:32.973	7.633	51.400	9	89,300	9
10	293	Sandor JAKAB	SVK	Birel	Kalman Motorsport	11	9:33.086	7.746	51.178	6	89,687	10
11	207	Ferenc KANCSAR	AUT	Birel	Kalman Motorsport	11	9:33.261	7.921	51.035	8	89,938	11
12	223	Jacob NIELSEN	DEN	Kosmic	Star Karting	11	9:35.174	9.834	51.283	10	89,503	12
13	217	Glen VAN DROOGENBROEC	BEL	Tonykart	Bouvin Power	11	9:35.376	10.036	51.220	8	89,613	13
14	258	Mikkel JOHNSEN	DEN	Intrepid	DMT Racing	11	9:38.593	13.253	51.108	8	89,810	14
15	227	Matija JURKOVIC	SLO	Formula K	MLM Racing KK	11	9:38.662	13.322	51.483	9	89,156	15
16	257	Ebba GRANDIN	SWE	Kosmic	Soda Kart	11	9:40.507	15.167	51.423	5	89,260	16
17	255	Moritz OBERHEIM	GER	LH Kart	Matis Motorsport	11	9:41.152	15.812	51.536	5	89,064	17
18	266	Petr FULIN	CZE	MS Kart	MS Kart Racing Team	11	9:42.229	16.889	51.321	10	89,437	18
19	271	Christopher FRIEDRICH	GER	Praga	M-Tec/Praga Racing	11	9:42.251	16.911	51.300	9	89,474	19
20	288	Cecile MARTINI	FRA	Sodikart	Martini Racing	11	9:42.365	17.025	51.617	4	88,924	20
21	284	Oliver MYERS	GBR	Tonykart	Coles Racing	11	9:43.754	18.414	51.769	9	88,663	21
22	226	Erik STILLMANN	SWE	Sodikart	Wallberg Motorsport	11	9:44.326	18.986	51.443	5	89,225	22
23	245	Hubert PETIT	FRA	Sodikart	Sodikart Junior Team	11	9:46.066	20.726	51.267	9	89,531	23
24	230	Charlie TURNER	GBR	CRG	Coles Racing	11	9:47.692	22.352	51.561	9	89,021	24
25	225	Jeremie LESOUDIER	FRA	Kosmic	PKS	11	9:50.469	25.129	51.191	9	89,664	25
26	267	Max RENBERG	SWE	Tonykart	Soda Kart	11	10:09.864	44.524	52.191	8	87,946	26
27	242	Miroslav KOVAR	CZE	MS Kart	MS Kart Racing Team	2	1:52.946	9 Laps	54.264	2	84,586	27
28	302	Kevin MINIER	FRA	Tonykart	MD Competition		1.429	11 Laps		0	-	28
Not classified												
DNS	304	Oliver NORRIS	GBR	Tonykart	RL Racing Dept Ltd			DNS		0	-	31

Announcements

These results are provisional until the conclusion of any judicial and technical matters
 No. 284 warning board
 Started: 28 Classified: 28 Not classified: 0
 No. 225 time penalty 10 sec. / reason unfair driving

Margin of Victory	Ø km/h	Best Lap Tm	km/h	Best Lap by
2.915	89,309	51.035	89,938	207 - Ferenc KANCSAR

Timekeeping Ingrid and Meik Wagner:  Clerk of the course Nigel Edwards: www.mylaps.com
 Steward (Chairman) Horst Seidel: Chief Scrutineer Paul Klaassen: Licensed to: Motorsport Events
 Printed: 12.05.2012 18:05:39 posted at: h



Rotax Euro Challenge 2012 Wackersdorf

Rotax Seniors

Wackersdorf 1,275 Km

RACE 12 Qualifying Heat 7 B-E

12.05.2012 14:20

Race (11 Laps) started at 14:22:15

Lap	Time of Day	Lap Tm	S1 Tm	S2 Tm	S3 Tm
5	14:26:42.268	51.443	18.505	16.537	16.401
6	14:27:34.377	52.109	18.589	16.956	16.564
7	14:28:29.272	54.895	20.843	17.452	16.600
8	14:29:23.038	53.766	20.591	16.716	16.459
9	14:30:14.656	51.618	18.676	16.602	16.340
10	14:31:06.181	51.525	18.500	16.619	16.406
11	14:31:59.727	53.546	20.105	16.728	16.713

(245) Hubert PETIT

1	14:23:16.988	1:00.018	26.407	17.081	16.530
2	14:24:08.829	51.841	18.698	16.749	16.394
3	14:25:01.347	52.518	18.927	17.152	16.439
4	14:25:52.689	51.342	18.535	16.493	16.314
5	14:26:44.313	51.624	18.893	16.445	16.286
6	14:27:36.126	51.813	18.515	16.699	16.599
7	14:28:28.444	52.318	18.760	16.896	16.662
8	14:29:19.785	51.341	18.536	16.572	16.233
9	14:30:11.052	51.267	18.509	16.437	16.321
10	14:31:02.552	51.500	18.472	16.607	16.421
11	14:32:01.467	58.915	18.945	22.782	17.188

(230) Charlie TURNER

1	14:23:14.448	56.967	23.417	17.089	16.461
2	14:24:08.188	53.740	19.180	17.589	16.971
3	14:25:09.013	1:00.825	18.934	24.965	16.926
4	14:26:01.193	52.180	19.130	16.683	16.367
5	14:26:52.780	51.587	18.757	16.489	16.341
6	14:27:44.511	51.731	18.782	16.536	16.413
7	14:28:36.141	51.630	18.715	16.462	16.453
8	14:29:28.124	51.983	18.732	16.598	16.653
9	14:30:19.685	51.561	18.750	16.460	16.351
10	14:31:11.282	51.597	18.752	16.467	16.378
11	14:32:03.093	51.811	18.770	16.619	16.422

(267) Max RENBERG

1	14:23:40.348	1:23.678	49.325	17.481	16.872
2	14:24:33.148	52.800	19.091	16.952	16.757
3	14:25:25.827	52.679	19.114	16.866	16.699
4	14:26:18.397	52.570	19.035	16.923	16.612
5	14:27:11.063	52.666	19.163	16.846	16.657
6	14:28:03.441	52.378	19.012	16.751	16.615
7	14:28:55.930	52.489	18.942	16.829	16.718
8	14:29:48.121	52.191	18.866	16.718	16.607
9	14:30:40.487	52.366	18.952	16.767	16.647
10	14:31:32.756	52.269	18.967	16.672	16.630
11	14:32:25.265	52.509	18.950	16.825	16.734

(242) Miroslav KOVAR

1	14:23:14.083	57.378	22.655	18.065	16.658
2	14:24:08.347	54.264	18.943	18.462	16.859



Rotax Euro Challenge 2012 Wackersdorf

Rotax Seniors Wackersdorf 1,275 Km

RACE 13 Qualifying Heat 8 A-D 12.05.2012 14:40

Race (11 Laps) started at 14:42:11

Pos	No.	Name	Nat.	Chassis	Race Team	Laps	Total Tm	Diff	Best Tm	In Lap	km/h	Points
1	254	Harrison SCOTT	GBR	Tonykart	Strawberry Racing	11	9:28.080		51.103	11	89,819	0
2	208	Charlie EASTWOOD	IRL	Formula K	Protrain Racing	11	9:28.819	0.739	51.162	10	89,715	2
3	203	Edward BRAND	GBR	Formula K	Formula K Europe	11	9:31.560	3.480	51.327	5	89,427	3
4	299	Philip MORIN	SWE	Alonso	Dan Holland Racing	11	9:33.337	5.257	51.293	11	89,486	4
5	278	Barrie PULLINGER	GBR	Alonso	Dan Holland Racing	11	9:35.224	7.144	51.543	8	89,052	5
6	220	Mathias SMITH	DEN	Kosmic	Star Karting	11	9:35.605	7.525	51.405	11	89,291	6
7	263	Henry EASTHOPE	GBR	Sodikart	Sodikart Junior Team	11	9:36.706	8.626	51.369	9	89,354	7
8	218	Nicolai NIELSEN	DEN	TBA	Star Karting	11	9:37.337	9.257	51.674	9	88,826	8
9	238	Alexandre FINKELSTEIN	FRA	Tonykart	MD Competition	11	9:37.374	9.294	51.342	9	89,400	9
10	233	Manon CHAVAGNE	NED	Topkart	Slangen Karting	11	9:40.602	12.522	51.742	6	88,709	10
11	232	James SINGLETON	GBR	CRG	Coles Racing	11	9:41.409	13.329	51.621	11	88,917	11
12	280	Brandon NILSSON	SWE	Exprit	Brandon Racing	11	9:42.124	14.044	51.609	9	88,938	12
13	286	Lukasz BARTOSZUK	POL	Praga	Uniq Racing	11	9:43.028	14.948	51.715	9	88,756	13
14	262	Alex ENGBLOM	SWE	Tonykart	Soda Kart	11	9:43.406	15.326	51.606	3	88,943	14
15	303	Giorgio MAGGI	SUI	Tonykart	Blacky Racing	11	9:45.172	17.092	51.651	4	88,866	15
16	219	Andreas BACKMAN	SWE	Tonykart	Strawberry Racing	11	9:46.046	17.966	51.689	10	88,800	16
17	243	Glenn VAN PARIJS	BEL	Zanardi	Raw Racing Team	11	9:46.737	18.657	51.684	3	88,809	17
18	279	Juuso KAUKELIN	FIN	Tonykart	JTL Racing	11	9:46.922	18.842	52.089	11	88,118	18
19	248	Artem KOROLEV	CAN	Intrepid	Team TKP	11	9:47.781	19.701	52.118	5	88,069	19
20	300	Joel AFFOLTER	NED	Gillard	PDB Racing Team	11	9:50.733	22.653	52.243	9	87,859	20
21	246	Sabedin Berat TURKER	TUR	Formula K	Protrain Racing	11	9:50.934	22.854	51.711	10	88,763	21
22	240	Petr BEZEL	CZE	MS Kart	MS Kart Racing Team	11	9:53.113	25.033	51.700	3	88,781	22
23	283	Marco FORRER	SUI	Mach 1	Kartteam Meier	11	9:53.634	25.554	52.538	11	87,365	23
24	221	Jesse LAZARE	CAN	Formula K	Chapman Racing/Protrain	11	10:03.931	35.851	51.712	11	88,761	24
25	268	Francisco MORA	POR	FA	Cabo do Mundo Kartteam	10	9:35.359	1 Lap	51.477	10	89,166	25
26	252	Juuso PYKALAINEN	FIN	Tonykart	MPT Racing	5	4:43.417	6 Laps	52.452	4	87,509	26
27	211	Shaun SLAVIN	GBR	Formula K	Formula K Europe	1	1:13.342	10 Laps	1:13.184	1	62,719	27
28	294	Makino TADASUKE	JPN	Birel	Kalman Motorsport		0.000	11 Laps		0	-	28
29	290	Ukyo SASAHARA	JPN	DR	VPDR		0.556	11 Laps		0	-	29

Announcements

These results are provisional until the conclusion of any judicial and technical matters
 Started: 29 Classified: 29 Not classified: 0

Margin of Victory	Ø km/h	Best Lap Tm	km/h	Best Lap by
0.739	88,878	51.103	89,819	254 - Harrison SCOTT

Timekeeping Ingrid and Meik Wagner: Clerk of the course Nigel Edwards: www.mylaps.com
 Steward (Chairman) Horst Seidel: Chief Scrutineer Paul Klaassen: Licensed to: Motorsport Events
 Printed: 12.05.2012 14:53:44 posted at: h



Rotax Euro Challenge 2012 Wackersdorf

Rotax Seniors

Wackersdorf 1,275 Km

RACE 13 Qualifying Heat 8 A-D

12.05.2012 14:40

Race (11 Laps) started at 14:42:11

Lap	Time of Day	Lap Tm	S1 Tm	S2 Tm	S3 Tm
5	14:46:48.060	53.620	19.176	16.860	17.584
6	14:47:41.428	53.368	19.569	17.048	16.751
7	14:48:34.062	52.634	19.187	16.883	16.564
8	14:49:26.976	52.914	19.389	16.832	16.693
9	14:50:19.720	52.744	19.302	16.793	16.649
10	14:51:12.552	52.832	18.897	16.856	17.079
11	14:52:05.090	52.538	19.092	16.786	16.660

(221) Jesse LAZARE

1	14:43:35.802	1:24.144	49.245	17.874	17.025
2	14:44:28.372	52.570	19.055	16.917	16.598
3	14:45:20.514	52.142	18.804	16.789	16.549
4	14:46:12.514	52.000	18.764	16.724	16.512
5	14:47:04.419	51.905	18.642	16.774	16.489
6	14:47:56.310	51.891	18.742	16.727	16.422
7	14:48:48.163	51.853	18.722	16.721	16.410
8	14:49:40.039	51.876	18.656	16.790	16.430
9	14:50:31.820	51.781	18.713	16.666	16.402
10	14:51:23.675	51.855	18.723	16.713	16.419
11	14:52:15.387	51.712	18.636	16.726	16.350

(268) Francisco MORA

1	14:43:10.091	57.632	24.609	16.732	16.291
2	14:44:01.737	51.646	18.524	16.599	16.523
3	14:44:53.443	51.706	18.528	16.632	16.546
4	14:45:47.598	54.155	21.113	16.611	16.431
5	14:46:39.866	52.268	18.744	16.605	16.919
6	14:47:32.512	52.646	18.878	16.923	16.845
7	14:48:26.518	54.006	19.461	17.065	17.480
8	14:49:21.909	55.391	19.558	17.118	18.715
9	14:50:55.338	1:33.429	1:00.220	16.762	16.447
10	14:51:46.815	51.477	18.437	16.712	16.328

(252) Juuso PYKALAINEN

1	14:43:14.425	1:01.654	27.286	17.169	17.199
2	14:44:07.975	53.550	19.311	17.151	17.088
3	14:45:02.090	54.115	19.443	17.741	16.931
4	14:45:54.542	52.452	18.483	16.973	16.996
5	14:46:54.873	1:00.331	22.884	17.452	19.995

(211) Shaun SLAVIN

1	14:43:24.798	1:13.184	31.704	22.629	18.851
---	--------------	-----------------	---------------	---------------	---------------



Rotax Euro Challenge 2012 Wackersdorf

Rotax Seniors

Wackersdorf 1,275 Km

RACE 15 Qualifying Heat 9 C-E

12.05.2012 15:40

Race (11 Laps) started at 15:42:21

Pos	No.	Name	Nat.	Chassis	Race Team	Laps	Total Tm	Diff	Best Tm	In Lap	km/h	Points
1	205	Sean BABINGTON	GBR	Alonso	Dan Holland Racing	11	9:36.002		51.728	9	88,733	0
2	269	John FRIBERG	SWE	Tonykart	Soda Kart	11	9:36.292	0.290	51.829	6	88,560	2
3	260	Bas de LAAT	NED	Gillard	PDB Racing Team	11	9:36.455	0.453	51.712	9	88,761	3
4	212	Jiri FORMAN	GBR	MS Kart	MS Kart Racing Team	11	9:36.606	0.604	51.708	8	88,768	4
5	250	Ludvig MORIN	SWE	Kosmic	Paul Carr Racing	11	9:37.459	1.457	51.716	8	88,754	5
6	213	Thomas BENISRI	FRA	Sodikart	Win Max	11	9:37.572	1.570	51.540	9	89,057	6
7	224	Aavo TALVAR	EST	Intrepid	Talvar Racing	11	9:38.211	2.209	51.456	10	89,202	7
8	296	Josh HART	NZL	Birel	Kalman Motorsport	11	9:38.790	2.788	51.969	11	88,322	8
9	216	Bryan EERDEN	NED	Gillard	PDB Racing Team	11	9:39.584	3.582	51.564	7	89,016	9
10	261	Stephane KOX	NED	Formula K	Formula K Europe	11	9:40.044	4.042	51.582	7	88,985	10
11	214	Michael COOL	BEL	Tonykart	Bouvin Power	11	9:40.314	4.312	51.776	10	88,651	11
12	223	Jacob NIELSEN	DEN	Kosmic	Star Karting	11	9:40.822	4.820	51.597	7	88,959	12
13	255	Moritz OBERHEIM	GER	LH Kart	Matis Motorsport	11	9:43.684	7.682	51.808	4	88,596	13
14	272	Jules COUSIN	FRA	FA Kart	DSS Kart	11	9:44.109	8.107	51.794	10	88,620	14
15	259	Nicolas PICOT	FRA	Sodikart	Kart Pro Racing	11	9:44.667	8.665	51.818	10	88,579	15
16	270	Santeri VARIS	FIN	Tonykart	JTL Racing	11	9:45.902	9.900	52.128	10	88,052	16
17	271	Christopher FRIEDRICH	GER	Praga	M-Tec/Praga Racing	11	9:46.040	10.038	52.058	6	88,171	17
18	266	Petr FULIN	CZE	MS Kart	MS Kart Racing Team	11	9:46.727	10.725	51.851	10	88,523	18
19	304	Oliver NORRIS	GBR	Tonykart	RL Racing Dept Ltd	11	9:47.150	11.148	52.103	10	88,095	19
20	226	Erik STILLMANN	SWE	Sodikart	Wallberg Motorsport	11	9:47.845	11.843	52.002	6	88,266	20
21	306	Kevin KEMMLING	GER	Formula K	Kartschmie.de	11	9:48.149	12.147	51.969	4	88,322	21
22	288	Cecile MARTINI	FRA	Sodikart	Martini Racing	11	9:48.506	12.504	52.061	11	88,166	22
23	267	Max RENBERG	SWE	Tonykart	Soda Kart	11	9:49.149	13.147	52.342	9	87,692	23
24	302	Kevin MINIER	FRA	Tonykart	MD Competition	11	9:49.318	13.316	52.060	11	88,167	24
25	244	Eva BENES	FRA	Kosmic	PKS	11	9:49.656	13.654	52.010	4	88,252	25
26	241	Pierre AUVRAY	FRA	FA Kart	DSS Kart	11	9:54.206	18.204	52.163	8	87,993	26
27	237	Sten Dorian PIIRIMAGI	EST	Tonykart	Aix Racing Team	11	10:05.812	29.810	51.900	8	88,439	27
28	275	Benjamin KARLOG	DEN	Tonykart	RS Competition	11	10:20.482	44.480	52.126	4	88,056	28

Announcements

These results are provisional until the conclusion of any judicial and technical matters

Started: 28 Classified: 28 Not classified: 0

Margin of Victory	Ø km/h	Best Lap Tm	km/h	Best Lap by
0.290	87,656	51.456	89,202	224 - Aavo TALVAR

Official Timing www.camp-company.de / www.motorsport-events.se

Orbits

Timekeeping Ingrid and Meik Wagner:

Clerk of the course Nigel Edwards:

www.mylaps.com

Steward (Chairman) Horst Seidel:

Chief Scrutineer Paul Klaassen:

Licensed to: Motorsport Events

Printed: 12.05.2012 15:53:32

posted at:

h



Rotax Euro Challenge 2012 Wackersdorf

Rotax Seniors

Wackersdorf 1,275 Km

RACE 15 Qualifying Heat 9 C-E

12.05.2012 15:40

Race (11 Laps) started at 15:42:21

Lap	Time of Day	Lap Tm	S1 Tm	S2 Tm	S3 Tm
5	15:46:52.724	53.969	19.424	17.239	17.306
6	15:47:45.670	52.946	19.372	16.927	16.647
7	15:48:38.399	52.729	18.787	16.845	17.097
8	15:49:32.334	53.935	19.758	17.420	16.757
9	15:50:24.676	52.342	18.962	16.859	16.521
10	15:51:18.004	53.328	19.383	17.109	16.836
11	15:52:10.386	52.382	19.051	16.810	16.521

(302) Kevin MINIER

1	15:43:21.195	58.246	23.740	17.644	16.862
2	15:44:15.120	53.925	19.628	17.692	16.605
3	15:45:07.698	52.578	19.180	16.804	16.594
4	15:45:59.825	52.127	18.832	16.752	16.543
5	15:46:53.227	53.402	19.068	17.740	16.594
6	15:47:46.444	53.217	19.696	16.907	16.614
7	15:48:40.160	53.716	19.406	17.086	17.224
8	15:49:33.150	52.990	18.876	17.059	17.055
9	15:50:25.417	52.267	18.912	16.823	16.532
10	15:51:18.495	53.078	19.335	17.226	16.517
11	15:52:10.555	52.060	18.835	16.754	16.471

(244) Eva BENES

1	15:43:20.724	57.862	23.421	17.623	16.818
2	15:44:14.958	54.234	19.534	17.956	16.744
3	15:45:07.516	52.558	19.041	16.822	16.695
4	15:45:59.526	52.010	18.762	16.716	16.532
5	15:46:52.979	53.453	19.026	17.776	16.651
6	15:47:46.169	53.190	19.257	17.221	16.712
7	15:48:38.702	52.533	18.771	16.859	16.903
8	15:49:32.195	53.493	19.748	16.996	16.749
9	15:50:24.838	52.643	19.279	16.850	16.514
10	15:51:18.331	53.493	19.599	17.322	16.572
11	15:52:10.893	52.562	19.141	16.811	16.610

(241) Pierre AUVRAY

1	15:43:18.205	55.532	21.341	17.355	16.836
2	15:44:13.115	54.910	21.031	17.165	16.714
3	15:45:15.802	1:02.687	28.742	17.182	16.763
4	15:46:08.349	52.547	18.840	17.041	16.666
5	15:47:01.046	52.697	19.034	16.987	16.676
6	15:47:53.466	52.420	18.812	16.964	16.644
7	15:48:45.895	52.429	18.899	16.945	16.585
8	15:49:38.058	52.163	18.768	16.847	16.548
9	15:50:30.361	52.303	18.822	16.894	16.587
10	15:51:22.738	52.377	18.907	16.841	16.629
11	15:52:15.443	52.705	19.083	17.034	16.588

(237) Sten Dorian PIIRIMAGI

1	15:43:20.012	57.389	23.155	17.420	16.814
2	15:44:13.998	53.986	20.000	17.361	16.625
3	15:45:06.594	52.596	18.734	17.118	16.744
4	15:45:58.911	52.317	18.825	16.875	16.617
5	15:46:57.226	58.315	19.414	22.271	16.630
6	15:47:49.573	52.347	18.863	16.868	16.616
7	15:48:41.690	52.117	18.700	16.846	16.571
8	15:49:33.590	51.900	18.728	16.690	16.482
9	15:50:25.768	52.178	18.638	16.920	16.620
10	15:51:19.191	53.423	19.107	17.506	16.810
11	15:52:27.049	1:07.858	32.213	19.072	16.573

(275) Benjamin KARLOG

1	15:43:21.036	57.855	22.824	18.121	16.910
2	15:44:15.372	54.336	19.350	18.273	16.713
3	15:45:08.552	53.180	19.104	17.045	17.031
4	15:46:00.678	52.126	18.572	16.897	16.657
5	15:46:53.474	52.796	18.680	17.526	16.590
6	15:47:46.589	53.115	19.265	16.939	16.911
7	15:48:39.358	52.769	19.126	17.030	16.613
8	15:49:33.008	53.650	19.230	17.207	17.213
9	15:50:25.613	52.605	18.863	17.144	16.598
10	15:51:18.911	53.298	18.975	17.615	16.708
11	15:52:41.719	1:22.808	39.003	22.983	20.822

Timekeeping Ingrid and Meik Wagner:



Clerk of the course Nigel Edwards:

Steward (Chairman) Horst Seidel:

Chief Scrutineer Paul Klaassen:

Licensed to: Motorsport Events



Rotax Euro Challenge 2012 Wackersdorf

Rotax Seniors

Wackersdorf 1,275 Km

RACE 16 Qualifying Heat10 B-D

12.05.2012 16:00


Race (11 Laps) started at 16:02:16

Pos	No.	Name	Nat.	Chassis	Race Team	Laps	Total Tm	Diff	Best Tm	In Lap	km/h	Points
1	294	Makino TADASUKE	JPN	Birel	Kalman Motorsport	11	9:36.487		51.589	9	88,972	0
2	203	Edward BRAND	GBR	Formula K	Formula K Europe	11	9:36.516	0.029	51.757	9	88,684	2
3	234	Ash HAND	GBR	Tonykart	Strawberry Racing	11	9:36.587	0.100	51.500	9	89,126	3
4	207	Ferenc KANCSAR	AUT	Birel	Kalman Motorsport	11	9:36.749	0.262	51.594	6	88,964	4
5	211	Shaun SLAVIN	GBR	Formula K	Formula K Europe	11	9:37.243	0.756	51.732	10	88,727	5
6	290	Ukyo SASAHARA	JPN	DR	VPDR	11	9:37.298	0.811	51.590	9	88,971	6
7	222	Pierce LEHANE	AUS	Alonso	Dan Holland Racing	11	9:37.573	1.086	51.663	5	88,845	7
8	236	Andy KING	GBR	Tonykart	Strawberry Racing	11	9:37.715	1.228	51.744	9	88,706	8
9	217	Glen VAN DROOGENBROEC	BEL	Tonykart	Bouvin Power	11	9:39.899	3.412	51.544	8	89,050	9
10	278	Barrie PULLINGER	GBR	Alonso	Dan Holland Racing	11	9:39.925	3.438	51.629	6	88,904	10
11	238	Alexandre FINKELSTEIN	FRA	Tonykart	MD Competition	11	9:40.256	3.769	51.516	10	89,099	11
12	227	Matija JURKOVIC	SLO	Formula K	MLM Racing KK	11	9:40.538	4.051	51.702	11	88,778	12
13	263	Henry EASTHOPE	GBR	Sodikart	Sodikart Junior Team	11	9:41.576	5.089	51.448	8	89,216	13
14	245	Hubert PETIT	FRA	Sodikart	Sodikart Junior Team	11	9:42.054	5.567	51.762	10	88,675	14
15	219	Andreas BACKMAN	SWE	Tonykart	Strawberry Racing	11	9:42.127	5.640	51.643	8	88,879	15
16	225	Jeremie LESOUDIER	FRA	Kosmic	PKS	11	9:42.226	5.739	51.443	9	89,225	16
17	303	Giorgio MAGGI	SUI	Tonykart	Blacky Racing	11	9:42.406	5.919	51.551	10	89,038	17
18	230	Charlie TURNER	GBR	CRG	Coles Racing	11	9:42.595	6.108	51.481	9	89,159	18
19	280	Brandon NILSSON	SWE	Exprit	Brandon Racing	11	9:43.215	6.728	51.610	7	88,936	19
20	301	Jonathan JOHANSSON	SWE	Gillard	PDB Racing Team	11	9:44.204	7.717	51.796	10	88,617	20
21	279	Juuso KAUKELIN	FIN	Tonykart	JTL Racing	11	9:47.351	10.864	52.193	5	87,943	21
22	262	Alex ENGBLOM	SWE	Tonykart	Soda Kart	11	9:50.324	13.837	51.976	8	88,310	22
23	257	Ebba GRANDIN	SWE	Kosmic	Soda Kart	11	9:52.331	15.844	51.892	8	88,453	23
24	284	Oliver MYERS	GBR	Tonykart	Coles Racing	9	8:06.328	2 Laps	52.766	3	86,988	24
25	258	Mikkel JOHNSEN	DEN	Intrepid	DMT Racing	7	6:22.871	4 Laps	52.413	3	87,574	25
26	218	Nicolai NIELSEN	DEN	TBA	Star Karting	1	56.314	10 Laps	55.285	1	83,024	26
27	242	Miroslav KOVAR	CZE	MS Kart	MS Kart Racing Team	1	1:19.321	10 Laps	1:17.415	1	59,291	27
28	293	Sandor JAKAB	SVK	Birel	Kalman Motorsport		0.533	11 Laps		0	-	28
29	283	Marco FORRER	SUI	Mach 1	Kartteam Meier		2.882	11 Laps		0	-	29

Announcements

These results are provisional until the conclusion of any judicial and technical matters
 Started: 29 Classified: 29 Not classified: 0

Margin of Victory	Ø km/h	Best Lap Tm	km/h	Best Lap by
0.029	87,582	51.443	89,225	225 - Jeremie LESOUDIER

Timekeeping Ingrid and Meik Wagner:  Clerk of the course Nigel Edwards: www.mylaps.com
 Steward (Chairman) Horst Seidel: Chief Scrutineer Paul Klaassen: Licensed to: Motorsport Events
 Printed: 12.05.2012 16:13:13 posted at: h



Rotax Euro Challenge 2012 Wackersdorf

Rotax Seniors

Wackersdorf 1,275 Km

RACE 16 Qualifying Heat10 B-D

12.05.2012 16:00

Race (11 Laps) started at 16:02:16

Lap	Time of Day	Lap Tm	S1 Tm	S2 Tm	S3 Tm
5	16:06:56.843	51.927	18.615	16.829	16.483
6	16:07:49.337	52.494	18.775	17.006	16.713
7	16:08:41.448	52.111	18.697	16.913	16.501
8	16:09:33.340	51.892	18.580	16.790	16.522
9	16:10:25.249	51.909	18.670	16.761	16.478
10	16:11:17.181	51.932	18.669	16.786	16.477
11	16:12:09.206	52.025	18.715	16.806	16.504

(284) Oliver MYERS

1	16:03:16.085	58.050	23.878	17.199	16.973
2	16:04:09.309	53.224	19.142	16.929	17.153
3	16:05:02.075	52.766	18.783	16.937	17.046
4	16:05:55.074	52.999	19.138	16.868	16.993
5	16:06:48.450	53.376	19.102	17.148	17.126
6	16:07:42.764	54.314	20.623	16.907	16.784
7	16:08:36.349	53.585	19.521	16.918	17.146
8	16:09:29.151	52.802	18.925	17.073	16.804
9	16:10:23.203	54.052	18.990	16.918	18.144

(258) Mikkel JOHNSEN

1	16:03:17.316	59.132	24.712	17.674	16.746
2	16:04:09.852	52.536	18.838	17.036	16.662
3	16:05:02.265	52.413	18.798	16.925	16.690
4	16:05:55.943	53.678	20.108	16.956	16.614
5	16:06:49.312	53.369	18.940	17.188	17.241
6	16:07:42.556	53.244	19.272	16.966	17.006
7	16:08:39.746	57.190	19.785	18.338	19.067

(218) Nicolai NIELSEN

1	16:03:13.189	55.285	21.489	17.185	16.611
---	--------------	---------------	--------	--------	---------------

(242) Miroslav KOVAR

1	16:03:36.196	1:17.415	25.541	17.916	33.958
---	--------------	-----------------	---------------	---------------	---------------



Rotax Euro Challenge 2012

Rotax Max Seniors

-Official Result-

Wackersdorf / Germany

Ranking after Heats

Pos.	No.	Firstname	Lastname	Nat.	Chassis	Race Team	QP	Points	Diff.	A-B	C-D	A-E	B-C	D-E	A-C	B-E	A-D	C-E	B-D
1	203	Edward	BRAND	GBR	Formula K	Formula K Europe	14	9		--	4	--	--	0	--	--	3	--	2
2	222	Pierce	LEHANE	AUS	Alonso	Dan Holland Racing	2	11	-2	4	--	--	0	--	--	0	--	--	7
3	299	Philip	MORIN	SWE	Alonso	Dan Holland Racing	16	13	-4	3	--	3	--	--	3	--	4	--	--
4	208	Charlie	EASTWOOD	IRL	Formula K	Protrain Racing	1	14	-5	2	--	8	--	--	2	--	2	--	--
5	236	Andy	KING	GBR	Tonykart	Strawberry Racing	7	20	-11	7	--	--	3	--	--	2	--	--	8
6	260	Bas	de LAAT	NED	Gillard	PDB Racing Team	8	20	-11	--	5	--	5	--	7	--	--	3	--
7	212	Jiri	FORMAN	GBR	MS Kart	MS Kart Racing Team	10	20	-11	--	--	4	--	6	--	6	--	4	--
8	254	Harrison	SCOTT	GBR	Tonykart	Strawberry Racing	6	26	-17	0	--	26	--	--	0	--	0	--	--
9	232	James	SINGLETON	GBR	CRG	Coles Racing	26	29	-20	10	--	2	--	--	6	--	11	--	--
10	224	Aavo	TALVAR	EST	Intrepid	Talvar Racing	28	33	-24	--	12	--	9	--	5	--	--	7	--
11	294	Makino	TADASUKE	JPN	Birel	Kalman Motorsport	4	34	-25	--	3	--	--	3	--	--	28	--	0
12	269	John	FRIBERG	SWE	Tonykart	Soda Kart	18	34	-25	--	0	--	4	--	28	--	--	2	--
13	205	Sean	BABINGTON	GBR	Alonso	Dan Holland Racing	3	35	-26	--	2	--	6	--	27	--	--	0	--
14	213	Thomas	BENISRI	FRA	Sodikart	Win Max	15	35	-26	--	--	14	--	10	--	5	--	6	--
15	278	Barrie	PULLINGER	GBR	Alonso	Dan Holland Racing	29	35	-26	--	8	--	--	12	--	--	5	--	10
16	214	Michael	COOL	BEL	Tonykart	Bouvin Power	5	36	-27	--	--	11	--	7	--	7	--	11	--
17	234	Ash	HAND	GBR	Tonykart	Strawberry Racing	17	36	-27	28	--	--	2	--	--	3	--	--	3
18	250	Ludvig	MORIN	SWE	Kosmic	Paul Carr Racing	25	36	-27	--	--	22	--	5	--	4	--	5	--
19	217	Glen	VAN DROOGENBF	BEL	Tonykart	Bouvin Power	22	38	-29	6	--	--	10	--	--	13	--	--	9
20	207	Ferenc	KANCSAR	AUT	Birel	Kalman Motorsport	32	38	-29	15	--	--	8	--	--	11	--	--	4
21	238	Alexandre	FINKELSTEIN	FRA	Tonykart	MD Competition	44	38	-29	--	9	--	--	9	--	--	9	--	11
22	211	Shaun	SLAVIN	GBR	Formula K	Formula K Europe	9	40	-31	--	6	--	--	2	--	--	27	--	5
23	216	Bryan	EERDEN	NED	Gillard	PDB Racing Team	13	44	-35	--	13	--	7	--	15	--	--	9	--
24	223	Jacob	NIELSEN	DEN	Kosmic	Star Karting	45	44	-35	--	--	7	--	13	--	12	--	12	--
25	221	Jesse	LAZARE	CAN	Formula K	Chapman Racing/Protrain	11	46	-37	5	--	13	--	--	4	--	24	--	--
26	290	Ukyo	SASAHARA	JPN	DR	VPDR	19	46	-37	--	7	--	--	4	--	--	29	--	6
27	263	Henry	EASTHOPE	GBR	Sodikart	Sodikart Junior Team	64	47	-38	--	10	--	--	17	--	--	7	--	13
28	268	Francisco	MORA	POR	FA	Cabo do Mundo Karttear	36	50	-41	12	--	5	--	--	8	--	25	--	--
Position 1 -28 qualified for Prefinal																			
29	296	Josh	HART	NZL	Birel	Kalman Motorsport	20	52	-43	--	--	27	--	8	--	9	--	8	--
30	261	Stephane	KOX	NED	Formula K	Formula K Europe	23	52	-43	--	18	--	13	--	11	--	--	10	--
31	218	Nicolai	NIELSEN	DEN	TBA	Star Karting	34	56	-47	--	11	--	--	11	--	--	8	--	26
32	259	Nicolas	PICOT	FRA	Sodikart	Kart Pro Racing	38	56	-47	--	14	--	15	--	12	--	--	15	--
33	240	Petr	BEZEL	CZE	MS Kart	MS Kart Racing Team	21	59	-50	8	--	0	--	--	29	--	22	--	--
34	272	Jules	COUSIN	FRA	FA Kart	DSS Kart	43	60	-51	--	21	--	11	--	14	--	--	14	--
35	220	Mathias	SMITH	DEN	Kosmic	Star Karting	46	60	-51	9	--	25	--	--	20	--	6	--	--
36	255	Moritz	OBERHEIM	GER	LH Kart	Matis Motorsport	70	60	-51	--	--	10	--	20	--	17	--	13	--
37	286	Lukasz	BARTOSZUK	POL	Praga	Uniq Racing	61	63	-54	23	--	9	--	--	18	--	13	--	--
38	271	Christophe	FRIEDRICH	GER	Praga	M-Tec/Praga Racing	35	64	-55	--	--	12	--	16	--	19	--	17	--
39	270	Santeri	VARIS	FIN	Tonykart	JTL Racing	33	65	-56	--	15	--	24	--	10	--	--	16	--
40	280	Brandon	NILSSON	SWE	Exprit	Brandon Racing	54	66	-57	--	16	--	--	19	--	--	12	--	19
41	266	Petr	FULIN	CZE	MS Kart	MS Kart Racing Team	40	67	-58	--	--	17	--	14	--	18	--	18	--
42	227	Matija	JURKOVIC	SLO	Formula K	MLM Racing KK	52	68	-59	16	--	--	25	--	--	15	--	--	12
43	243	Glenn	VAN PARIJS	BEL	Zanardi	Raw Racing Team	66	69	-60	21	--	6	--	--	25	--	17	--	--
44	293	Sandor	JAKAB	SVK	Birel	Kalman Motorsport	27	70	-61	11	--	--	21	--	--	10	--	--	28
45	246	Sabedin Be	TURKER	TUR	Formula K	Protrain Racing	31	70	-61	13	--	23	--	--	13	--	21	--	--

These results are provisional until the conclusion of any judicial and technical matters

Clerk of the course Nigel Edwards:

Stewards (Chairman) Horst Seidel:

Timekeeping Ingrid/Meik Wagner:

Scrutineer Paul Klaassen:



Rotax Euro Challenge 2012

Rotax Max Seniors

Wackersdorf / Germany

-Official Result-

Ranking after Heats

Pos.	No.	Firstname	Lastname	Nat.	Chassis	Race Team	QP	Points	Diff.	A-B	C-D	A-E	B-C	D-E	A-C	B-E	A-D	C-E	B-D
46	230	Charlie	TURNER	GBR	CRG	Coles Racing	72	70	-61	14	--	--	14	--	--	24	--	--	18
47	301	Jonathan	JOHANSSON	SWE	Gillard	PDB Racing Team	12	71	-62	27	--	--	16	--	--	8	--	--	20
48	303	Giorgio	MAGGI	SUI	Tonykart	Blacky Racing	39	72	-63	--	25	--	--	15	--	--	15	--	17
49	258	Mikkel	JOHNSEN	DEN	Intrepid	DMT Racing	42	73	-64	17	--	--	17	--	--	14	--	--	25
50	219	Andreas	BACKMAN	SWE	Tonykart	Strawberry Racing	24	74	-65	--	20	--	--	23	--	--	16	--	15
51	262	Alex	ENGBLOM	SWE	Tonykart	Soda Kart	49	74	-65	--	17	--	--	21	--	--	14	--	22
52	233	Manon	CHAVAGNE	NED	Topkart	Slangen Karting	56	74	-65	22	--	18	--	--	24	--	10	--	--
53	225	Jeremie	LESOUDIER	FRA	Kosmic	PKS	47	78	-69	25	--	--	12	--	--	25	--	--	16
54	245	Hubert	PETIT	FRA	Sodikart	Sodikart Junior Team	67	78	-69	19	--	--	22	--	--	23	--	--	14
55	226	Erik	STILLMANN	SWE	Sodikart	Wallberg Motorsport	50	80	-71	--	--	20	--	18	--	22	--	20	--
56	300	Joel	AFFOLTER	NED	Gillard	PDB Racing Team	51	80	-71	20	--	31	--	--	9	--	20	--	--
57	237	Sten Doriar	PIIRIMAGI	EST	Tonykart	Aix Racing Team	48	82	-73	--	19	--	19	--	17	--	--	27	--
58	248	Artem	KOROLEV	CAN	Intrepid	Team TKP	71	85	-76	26	--	21	--	--	19	--	19	--	--
59	284	Oliver	MYERS	GBR	Tonykart	Coles Racing	37	86	-77	18	--	--	23	--	--	21	--	--	24
60	279	Juuso	KAUKELIN	FIN	Tonykart	JTL Racing	59	88	-79	--	23	--	--	26	--	--	18	--	21
61	252	Juuso	PYKALAINEN	FIN	Tonykart	MPT Racing	41	89	-80	32	--	15	--	--	16	--	26	--	--
62	267	Max	RENBERG	SWE	Tonykart	Soda Kart	55	90	-81	--	--	16	--	25	--	26	--	23	--
Position 29-62 qualified for Second Chance Heat // From position 63 qualified for Consolation Race																			
63	304	Oliver	NORRIS	GBR	Tonykart	RL Racing Dept Ltd	30	93	-84	--	--	19	--	24	--	31	--	19	--
64	244	Eva	BENES	FRA	Kosmic	PKS	63	93	-84	--	27	--	18	--	23	--	--	25	--
65	241	Pierre	AUVRAY	FRA	FA Kart	DSS Kart	53	96	-87	--	22	--	27	--	21	--	--	26	--
66	257	Ebba	GRANDIN	SWE	Kosmic	Soda Kart	62	97	-88	29	--	--	29	--	--	16	--	--	23
67	302	Kevin	MINIER	FRA	Tonykart	MD Competition	60	98	-89	--	--	24	--	22	--	28	--	24	--
68	288	Cecile	MARTINI	FRA	Sodikart	Martini Racing	65	98	-89	--	--	28	--	28	--	20	--	22	--
69	306	Kevin	KEMMLING	GER	Formula K	Kartschmie.de	58	99	-90	--	28	--	28	--	22	--	--	21	--
70	275	Benjamin	KARLOG	DEN	Tonykart	RS Competition	68	100	-91	--	26	--	20	--	26	--	--	28	--
71	283	Marco	FORRER	SUI	Mach 1	Kartteam Meier	69	103	-94	--	24	--	--	27	--	--	23	--	29
72	242	Miroslav	KOVAR	CZE	MS Kart	MS Kart Racing Team	57	104	-95	24	--	--	26	--	--	27	--	--	27

----- These results are provisional until the conclusion of any judicial and technical matters -----

Clerk of the course Nigel Edwards:

Stewards (Chairman) Horst Seidel:

Timekeeping Ingrid/Meik Wagner:

Scrutineer Paul Klaassen:

Printed: 12.05.2012 18:57

Posted at: h

Rotax Euro Challenge 2012
 Class: Rotax Max Seniors
 Date/Time: 13.05.2012 10:00

Track: Wackersdorf / Germany
 Heat: Second Chance Heat
 Laps: 11

Edition 1

Juuso PYKALAINEN	252	Points 89 Quali Rank 41
	33	
Oliver MYERS	284	Points 86 Quali Rank 37
	31	
Sten Dorian PIIRIMAGI	237	Points 82 Quali Rank 48
	29	
Erik STILLMANN	226	Points 80 Quali Rank 50
	27	
Jeremie LESOUDIER	225	Points 78 Quali Rank 47
	25	
Alex ENGBLOM	262	Points 74 Quali Rank 49
	23	
Mikkel JOHNSEN	258	Points 73 Quali Rank 42
	21	
Jonathan JOHANSSON	301	Points 71 Quali Rank 12
	19	
Sabedin Berat TURKER	246	Points 70 Quali Rank 31
	17	
Glenn VAN PARIJS	243	Points 69 Quali Rank 66
	15	
Petr FULIN	266	Points 67 Quali Rank 40
	13	
Santeri VARIS	270	Points 65 Quali Rank 33
	11	
Lukasz BARTOSZUK	286	Points 63 Quali Rank 61
	9	
Mathias SMITH	220	Points 60 Quali Rank 46
	7	
Petr BEZEL	240	Points 59 Quali Rank 21
	5	
Nicolai NIELSEN	218	Points 56 Quali Rank 34
	3	
Josh HART	296	Points 52 Quali Rank 20
	1	

17	Max RENBERG	267	Points 90 Quali Rank 55
		34	
16	Juuso KAUKELIN	279	Points 88 Quali Rank 59
		32	
15	Artem KOROLEV	248	Points 85 Quali Rank 71
		30	
14	Joel AFFOLTER	300	Points 80 Quali Rank 51
		28	
13	Hubert PETIT	245	Points 78 Quali Rank 67
		26	
12	Manon CHAVAGNE	233	Points 74 Quali Rank 56
		24	
11	Andreas BACKMAN	219	Points 74 Quali Rank 24
		22	
10	Giorgio MAGGI	303	Points 72 Quali Rank 39
		20	
9	Charlie TURNER	230	Points 70 Quali Rank 72
		18	
8	Sandor JAKAB	293	Points 70 Quali Rank 27
		16	
7	Matija JURKOVIC	227	Points 68 Quali Rank 52
		14	
6	Brandon NILSSON	280	Points 66 Quali Rank 54
		12	
5	Christopher FRIEDRICH	271	Points 64 Quali Rank 35
		10	
4	Moritz OBERHEIM	255	Points 60 Quali Rank 70
		8	
3	Jules COUSIN	272	Points 60 Quali Rank 43
		6	
2	Nicolas PICOT	259	Points 56 Quali Rank 38
		4	
1	Stephane KOX	261	Points 52 Quali Rank 23
		2	

Pole Position

Clerk of the course Nigel Edwards:
 Stewards (Chairman) Horst Seidel:

Scrutineer Paul Klaassen:
 Timekeeping Ingrid/Meik Wagner:

posted at: h

These results are provisional until the conclusion of any judicial and technical matters

printed 12.05.2012 18:59

	Points	Quali Rank x
	27	
	25	
	23	
	21	
	19	
	17	
	15	
	13	
	11	
Marco FORRER	283	Points 103 Quali Rank 69
Kevin KEMMLING	306	Points 99 Quali Rank 58
Kevin MINIER	302	Points 98 Quali Rank 60
Pierre AUVRAY	241	Points 96 Quali Rank 53
Oliver NORRIS	304	Points 93 Quali Rank 30

	Points	Quali Rank x
	28	
	26	
	24	
	22	
	20	
	18	
	16	
	14	
	12	
Miroslav KOVAR	242	Points 104 Quali Rank 57
Benjamin KARLOG	275	Points 100 Quali Rank 68
Cecile MARTINI	288	Points 98 Quali Rank 65
Ebba GRANDIN	257	Points 97 Quali Rank 62
Eva BENES	244	Points 93 Quali Rank 63

Pole Position

Clerk of the course Nigel Edwards:
 Stewards (Chairman) Horst Seidel:

Scrutineer Paul Klaassen:
 Timekeeping Ingrid/Meik Wagner:



Rotax Euro Challenge 2012 Wackersdorf

Rotax Seniors

Wackersdorf 1,275 Km

Warm up qualified 29-62

13.05.2012 08:50

Practice (5:00 Time) started at 8:50:01

Pos	No.	Name	Nat.	Chassis	Race Team	Laps	Best Tm	Diff	Gap In Lap	km/h
1	261	Stephane KOX	NED	Formula K	Formula K Europe	5	51.703			5 88,776
2	218	Nicolai NIELSEN	DEN	TBA	Star Karting	5	51.705	0.002	0.002	4 88,773
3	220	Mathias SMITH	DEN	Kosmic	Star Karting	5	51.712	0.009	0.007	4 88,761
4	219	Andreas BACKMAN	SWE	Tonykart	Strawberry Racing	5	51.761	0.058	0.049	5 88,677
5	272	Jules COUSIN	FRA	FA Kart	DSS Kart	5	51.822	0.119	0.061	5 88,572
6	252	Juuso PYKALAINEN	FIN	Tonykart	MPT Racing	5	51.833	0.130	0.011	5 88,554
7	280	Brandon NILSSON	SWE	Exprit	Brandon Racing	5	51.855	0.152	0.022	5 88,516
8	271	Christopher FRIEDRICH	GER	Praga	M-Tec/Praga Racing	5	51.859	0.156	0.004	3 88,509
9	255	Moritz OBERHEIM	GER	LH Kart	Matis Motorsport	5	51.909	0.206	0.050	4 88,424
10	296	Josh HART	NZL	Birel	Kalman Motorsport	5	51.922	0.219	0.013	4 88,402
11	240	Petr BEZEL	CZE	MS Kart	MS Kart Racing Team	5	51.947	0.244	0.025	5 88,359
12	300	Joel AFFOLTER	NED	Gillard	PDB Racing Team	5	52.017	0.314	0.070	5 88,240
13	303	Giorgio MAGGI	SUI	Tonykart	Blacky Racing	5	52.095	0.392	0.078	4 88,108
14	286	Lukasz BARTOSZUK	POL	Praga	Uniq Racing	5	52.152	0.449	0.057	4 88,012
15	270	Santeri VARIS	FIN	Tonykart	JTL Racing	5	52.160	0.457	0.008	4 87,998
16	243	Glenn VAN PARIJS	BEL	Zanardi	Raw Racing Team	5	52.177	0.474	0.017	4 87,970
17	245	Hubert PETIT	FRA	Sodikart	Sodikart Junior Team	5	52.209	0.506	0.032	5 87,916
18	259	Nicolas PICOT	FRA	Sodikart	Kart Pro Racing	5	52.220	0.517	0.011	5 87,897
19	248	Artem KOROLEV	CAN	Intrepid	Team TKP	5	52.294	0.591	0.074	3 87,773
20	266	Petr FULIN	CZE	MS Kart	MS Kart Racing Team	5	52.357	0.654	0.063	3 87,667
21	226	Erik STILLMANN	SWE	Sodikart	Wallberg Motorsport	5	52.382	0.679	0.025	5 87,626
22	293	Sandor JAKAB	SVK	Birel	Kalman Motorsport	5	52.483	0.780	0.101	3 87,457
23	227	Matija JURKOVIC	SLO	Formula K	MLM Racing KK	5	52.612	0.909	0.129	3 87,242
24	301	Jonathan JOHANSSON	SWE	Gillard	PDB Racing Team	5	52.617	0.914	0.005	4 87,234
25	237	Sten Dorian PIIRIMAGI	EST	Tonykart	Aix Racing Team	4	52.778	1.075	0.161	3 86,968
26	258	Mikkel JOHNSEN	DEN	Intrepid	DMT Racing	5	53.064	1.361	0.286	3 86,499
27	279	Juuso KAUKELIN	FIN	Tonykart	JTL Racing	5	53.074	1.371	0.010	5 86,483
28	284	Oliver MYERS	GBR	Tonykart	Coles Racing	4	53.240	1.537	0.166	3 86,213
29	267	Max RENBERG	SWE	Tonykart	Soda Kart	5	53.255	1.552	0.015	3 86,189
30	233	Manon CHAVAGNE	NED	Topkart	Slangen Karting	5	53.257	1.554	0.002	3 86,186
31	246	Sabedin Berat TURKER	TUR	Formula K	Protrain Racing	4	53.703	2.000	0.446	4 85,470
32	225	Jeremie LESOUDIER	FRA	Kosmic	PKS	1	54.375	2.672	0.672	1 84,414
33	230	Charlie TURNER	GBR	CRG	Coles Racing	1	55.168	3.465	0.793	1 83,200



Rotax Euro Challenge 2012 Wackersdorf

Rotax Seniors

Wackersdorf 1,275 Km

Warm up qualified 29-62

13.05.2012 08:50

Practice (5:00 Time) started at 8:50:01

Lap	Time of Day	Lap Tm	S1 Tm	S2 Tm	S3 Tm	Lap	Time of Day	Lap Tm	S1 Tm	S2 Tm	S3 Tm
5	8:55:45.742	52.382	18.981	16.912	16.489	1	8:52:06.256	55.168	19.462	17.488	18.218
(293) Sandor JAKAB											
1	8:52:03.149	54.157	19.627	17.806	16.724						
2	8:52:56.213	53.064	18.832	17.674	16.558						
3	8:53:48.696	52.483	18.724	17.025	16.734						
4	8:54:42.445	53.749	18.755	16.976	18.018						
5	8:55:35.814	53.369	19.811	17.064	16.494						
(227) Matija JURKOVIC											
1	8:51:54.910	54.562	20.294	17.533	16.735						
2	8:52:48.205	53.295	19.361	17.160	16.774						
3	8:53:40.817	52.612	19.031	16.983	16.598						
4	8:54:33.566	52.749	19.299	16.862	16.588						
5	8:55:26.646	53.080	19.108	16.666	17.306						
(301) Jonathan JOHANSSON											
1	8:51:58.166	54.732	19.879	17.691	17.162						
2	8:52:51.011	52.845	19.195	17.060	16.590						
3	8:53:43.752	52.741	19.103	17.008	16.630						
4	8:54:36.369	52.617	19.334	16.892	16.391						
5	8:55:30.084	53.715	19.105	16.843	17.767						
(237) Sten Dorian PIIRIMAGI											
1	8:52:00.485	53.638	19.453	17.471	16.714						
2	8:52:54.846	54.361	19.525	18.239	16.597						
3	8:53:47.624	52.778	19.263	17.013	16.502						
4	8:54:50.662	1:03.038	19.622	16.949	26.467						
(258) Mikkel JOHNSEN											
1	8:52:01.623	53.779	19.573	17.426	16.780						
2	8:52:56.761	55.138	19.430	18.921	16.787						
3	8:53:49.825	53.064	18.913	16.960	17.191						
4	8:54:43.340	53.515	19.444	17.131	16.940						
5	8:55:40.281	56.941	22.297	17.011	17.633						
(279) Juuso KAUKELIN											
1	8:51:59.961	56.824	21.116	18.347	17.361						
2	8:52:54.239	54.278	19.853	17.650	16.775						
3	8:53:48.556	54.317	20.015	17.433	16.869						
4	8:54:42.573	54.017	19.241	17.154	17.622						
5	8:55:35.647	53.074	19.436	17.036	16.602						
(284) Oliver MYERS											
1	8:52:01.000	53.600	19.396	17.407	16.797						
2	8:52:54.591	53.591	19.137	17.750	16.704						
3	8:53:47.831	53.240	19.210	17.083	16.947						
4	8:55:03.667	1:15.836	18.904	17.498	39.434						
(267) Max RENBERG											
1	8:52:07.582	55.258	20.320	17.958	16.980						
2	8:53:00.909	53.327	19.116	17.439	16.772						
3	8:53:54.164	53.255	19.156	17.170	16.929						
4	8:54:47.480	53.316	19.176	17.042	17.098						
5	8:55:41.759	54.279	19.470	16.997	17.812						
(233) Manon CHAVAGNE											
1	8:52:00.647	54.452	19.748	17.625	17.079						
2	8:52:55.547	54.900	19.718	18.478	16.704						
3	8:53:48.804	53.257	19.177	17.394	16.686						
4	8:54:43.010	54.206	19.205	17.075	17.926						
5	8:55:38.101	55.091	19.399	17.814	17.878						
(246) Sabedin Berat TURKER											
1	8:52:03.294	54.986	20.274	17.686	17.026						
2	8:52:58.120	54.826	19.036	18.450	17.340						
3	8:54:10.107	1:11.987	19.149								
4	8:55:03.810	53.703	19.523	17.374	16.806						
(225) Jeremie LESOUDIER											
1	8:52:00.026	54.375	19.842	17.639	16.894						
(230) Charlie TURNER											



Rotax Euro Challenge 2012 Wackersdorf

Rotax Seniors

Wackersdorf 1,275 Km

Warm up qualified 63-90

13.05.2012 09:10

Practice (5:00 Time) started at 9:10:01

Pos	No.	Name	Nat.	Chassis	Race Team	Laps	Best Tm	Diff	Gap In Lap	km/h
1	257	Ebba GRANDIN	SWE	Kosmic	Soda Kart	5	51.500			4 89,126
2	304	Oliver NORRIS	GBR	Tonykart	RL Racing Dept Ltd	5	51.729	0.229	0.229	5 88,732
3	241	Pierre AUVRAY	FRA	FA Kart	DSS Kart	5	51.738	0.238	0.009	5 88,716
4	244	Eva BENES	FRA	Kosmic	PKS	5	51.911	0.411	0.173	3 88,421
5	302	Kevin MINIER	FRA	Tonykart	MD Competition	5	51.912	0.412	0.001	5 88,419
6	242	Miroslav KOVAR	CZE	MS Kart	MS Kart Racing Team	5	52.080	0.580	0.168	4 88,134
7	275	Benjamin KARLOG	DEN	Tonykart	RS Competition	5	52.474	0.974	0.394	4 87,472

Timekeeping Ingrid and Meik Wagner:

Clerk of the course Nigel Edwards:

Steward (Chairman) Horst Seidel:

Chief Scrutineer Paul Klaassen:

www.mylaps.com

Licensed to: Motorsport Events



Rotax Euro Challenge 2012 Wackersdorf

Rotax Seniors

Wackersdorf 1,275 Km

Warm up qualified 63-90

13.05.2012 09:10

Practice (5:00 Time) started at 9:10:01

Lap	Time of Day	Lap Tm	S1 Tm	S2 Tm	S3 Tm	Lap	Time of Day	Lap Tm	S1 Tm	S2 Tm	S3 Tm
(257) Ebba GRANDIN											
1	9:11:55.058	52.500	19.009	16.947	16.544						
2	9:12:47.086	52.028	18.840	16.690	16.498						
3	9:13:38.759	51.673	18.616	16.749	16.308						
4	9:14:30.259	51.500	18.654	16.622	16.224						
5	9:15:21.839	51.580	18.375	16.866	16.339						
(304) Oliver NORRIS											
1	9:11:51.344	52.519	19.116	16.921	16.482						
2	9:12:43.293	51.949	18.868	16.636	16.445						
3	9:13:35.136	51.843	18.953	16.557	16.333						
4	9:14:26.913	51.777	18.854	16.525	16.398						
5	9:15:18.642	51.729	18.972	16.467	16.290						
(241) Pierre AUVRAY											
1	9:11:52.601	52.695	19.066	17.002	16.627						
2	9:12:45.054	52.453	19.069	16.896	16.488						
3	9:13:37.079	52.025	18.800	16.806	16.419						
4	9:14:29.700	52.621	19.523	16.676	16.422						
5	9:15:21.438	51.738	18.748	16.694	16.296						
(244) Eva BENES											
1	9:11:52.737	52.729	19.303	16.897	16.529						
2	9:12:44.904	52.167	18.785	16.839	16.543						
3	9:13:36.815	51.911	18.778	16.600	16.533						
4	9:14:28.984	52.169	18.848	16.859	16.462						
5	9:15:20.896	51.912	18.367	17.133	16.412						
(302) Kevin MINIER											
1	9:11:56.107	53.107	19.458	17.008	16.641						
2	9:12:48.305	52.198	18.834	16.813	16.551						
3	9:13:40.518	52.213	18.866	16.743	16.604						
4	9:14:32.464	51.946	18.849	16.661	16.436						
5	9:15:24.376	51.912	18.867	16.648	16.397						
(242) Miroslav KOVAR											
1	9:11:55.567	53.193	19.671	16.926	16.596						
2	9:12:47.750	52.183	18.957	16.758	16.468						
3	9:13:40.751	53.001	19.127	16.793	17.081						
4	9:14:32.831	52.080	18.981	16.725	16.374						
5	9:15:25.169	52.338	19.041	16.750	16.547						
(275) Benjamin KARLOG											
1	9:11:56.456	53.250	19.582	17.071	16.597						
2	9:12:48.943	52.487	18.867	16.985	16.635						
3	9:13:41.589	52.646	19.036	16.979	16.631						
4	9:14:34.063	52.474	19.023	16.899	16.552						
5	9:15:27.075	53.012	19.240	17.013	16.759						

Timekeeping Ingrid and Meik Wagner:

Clerk of the course Nigel Edwards:

Steward (Chairman) Horst Seidel:

Chief Scrutineer Paul Klaassen:

Licensed to: Motorsport Events

Printed: 13.05.2012 09:17:18

posted at:

h



Rotax Euro Challenge 2012 Wackersdorf

Rotax Seniors

Wackersdorf 1,275 Km

Warm up qualified 1-28

13.05.2012 09:40

Practice (5:00 Time) started at 9:40:01

Pos	No.	Name	Nat.	Chassis	Race Team	Laps	Best Tm	Diff	Gap	In Lap	km/h
1	299	Philip MORIN	SWE	Alonso	Dan Holland Racing	5	50.657			5	90,609
2	222	Pierce LEHANE	AUS	Alonso	Dan Holland Racing	5	50.661	0.004	0.004	5	90,602
3	294	Makino TADASUKE	JPN	Birel	Kalman Motorsport	5	50.670	0.013	0.009	5	90,586
4	250	Ludvig MORIN	SWE	Kosmic	Paul Carr Racing	5	50.706	0.049	0.036	4	90,522
5	203	Edward BRAND	GBR	Formula K	Formula K Europe	5	50.728	0.071	0.022	4	90,483
6	238	Alexandre FINKELSTEIN	FRA	Tonykart	MD Competition	5	50.835	0.178	0.107	5	90,292
7	207	Ferenc KANCSAR	AUT	Birel	Kalman Motorsport	5	50.960	0.303	0.125	5	90,071
8	205	Sean BABINGTON	GBR	Alonso	Dan Holland Racing	5	50.979	0.322	0.019	5	90,037
9	234	Ash HAND	GBR	Tonykart	Strawberry Racing	5	50.991	0.334	0.012	5	90,016
10	232	James SINGLETON	GBR	CRG	Coles Racing	5	51.023	0.366	0.032	4	89,959
11	208	Charlie EASTWOOD	IRL	Formula K	Protrain Racing	5	51.039	0.382	0.016	5	89,931
12	217	Glen VAN DROOGENBROE	BEL	Tonykart	Bouvin Power	5	51.043	0.386	0.004	3	89,924
13	211	Shaun SLAVIN	GBR	Formula K	Formula K Europe	5	51.054	0.397	0.011	5	89,905
14	212	Jiri FORMAN	GBR	MS Kart	MS Kart Racing Team	5	51.062	0.405	0.008	4	89,891
15	214	Michael COOL	BEL	Tonykart	Bouvin Power	5	51.073	0.416	0.011	3	89,871
16	269	John FRIBERG	SWE	Tonykart	Soda Kart	5	51.126	0.469	0.053	3	89,778
17	254	Harrison SCOTT	GBR	Tonykart	Strawberry Racing	5	51.163	0.506	0.037	4	89,713
18	223	Jacob NIELSEN	DEN	Kosmic	Star Karting	5	51.178	0.521	0.015	4	89,687
19	216	Bryan EERDEN	NED	Gillard	PDB Racing Team	5	51.201	0.544	0.023	5	89,647
20	236	Andy KING	GBR	Tonykart	Strawberry Racing	5	51.204	0.547	0.003	5	89,641
21	224	Aavo TALVAR	EST	Intrepid	Talvar Racing	5	51.206	0.549	0.002	5	89,638
22	213	Thomas BENISRI	FRA	Sodikart	Win Max	5	51.221	0.564	0.015	3	89,612
23	278	Barrie PULLINGER	GBR	Alonso	Dan Holland Racing	5	51.291	0.634	0.070	5	89,489
24	263	Henry EASTHOPE	GBR	Sodikart	Sodikart Junior Team	5	51.300	0.643	0.009	4	89,474
25	268	Francisco MORA	POR	FA	Cabo do Mundo Kartteam	5	51.312	0.655	0.012	3	89,453
26	221	Jesse LAZARE	CAN	Formula K	Chapman Racing/Protrain	5	51.335	0.678	0.023	2	89,413
27	290	Ukyo SASAHARA	JPN	DR	VPDR	4	51.387	0.730	0.052	4	89,322
28	260	Bas de LAAT	NED	Gillard	PDB Racing Team	2	52.299	1.642	0.912	1	87,765



Rotax Euro Challenge 2012 Wackersdorf

Rotax Seniors

Wackersdorf 1,275 Km

Warm up qualified 1-28

13.05.2012 09:40

Practice (5:00 Time) started at 9:40:00

Lap	Time of Day	Lap Tm	S1 Tm	S2 Tm	S3 Tm	Lap	Time of Day	Lap Tm	S1 Tm	S2 Tm	S3 Tm
5	9:45:16.224	51.206	18.600	16.355	16.251						
(213) Thomas BENISRI											
1	9:42:04.454	52.822	19.119	16.885	16.818						
2	9:42:56.610	52.156	19.364	16.610	16.182						
3	9:43:47.831	51.221	18.483	16.526	16.212						
4	9:44:40.370	52.539	18.932	16.503	17.104						
5	9:45:31.607	51.237	18.564	16.508	16.165						
(278) Barrie PULLINGER											
1	9:41:55.501	51.569	18.626	16.690	16.253						
2	9:42:47.307	51.806	18.845	16.604	16.357						
3	9:43:39.310	52.003	18.359	17.021	16.623						
4	9:44:30.681	51.371	18.463	16.570	16.338						
5	9:45:21.972	51.291	18.498	16.484	16.309						
(263) Henry EASTHOPE											
1	9:42:00.427	52.791	18.949	17.375	16.467						
2	9:42:53.080	52.653	19.351	16.784	16.518						
3	9:43:44.736	51.656	18.917	16.460	16.279						
4	9:44:36.036	51.300	18.491	16.465	16.344						
5	9:45:28.136	52.100	18.814	16.426	16.860						
(268) Francisco MORA											
1	9:42:00.743	53.450	20.007	16.971	16.472						
2	9:42:53.262	52.519	18.803	17.272	16.444						
3	9:43:44.574	51.312	18.506	16.431	16.375						
4	9:44:36.147	51.573	18.840	16.488	16.245						
5	9:45:27.762	51.615	18.863	16.510	16.242						
(221) Jesse LAZARE											
1	9:41:59.523	52.314	19.097	16.839	16.378						
2	9:42:50.858	51.335	18.393	16.570	16.372						
3	9:43:42.196	51.338	18.578	16.523	16.237						
4	9:44:33.539	51.343	18.501	16.509	16.333						
5	9:45:24.991	51.452	18.655	16.547	16.250						
(290) Ukyo SASAHARA											
1	9:43:09.529	52.024	19.066	16.666	16.292						
2	9:44:01.332	51.803	18.938	16.588	16.277						
3	9:44:52.901	51.569	18.900	16.421	16.248						
4	9:45:44.288	51.387	18.787	16.393	16.207						
(260) Bas de LAAT											
1	9:41:56.779	52.299	19.223	16.704	16.372						
2	9:43:20.664	1:23.885	18.554	16.907	48.424						

Timekeeping Ingrid and Meik Wagner:

Clerk of the course Nigel Edwards:

Steward (Chairman) Horst Seidel:

Chief Scrutineer Paul Klaassen:

Licensed to: Motorsport Events



Rotax Euro Challenge 2012 Wackersdorf

Rotax Seniors Wackersdorf 1,275 Km

Second Chance Heat **-NEW-** 13.05.2012 10:00

Race (11 Laps) started at 10:02:32

Pos	No.	Name	Nat.	Chassis	Race Team	Laps	Total Tm	Diff	Best Tm	In Lap	km/h	Points
1	218	Nicolai NIELSEN	DEN	TBA	Star Karting	11	9:29.297		51.334	6	89,414	0
2	296	Josh HART	NZL	Birel	Kalman Motorsport	11	9:29.669	0.372	51.307	6	89,461	0
3	261	Stephane KOX	NED	Formula K	Formula K Europe	11	9:30.186	0.889	51.046	11	89,919	0
4	271	Christopher FRIEDRICH	GER	Praga	M-Tec/Praga Racing	11	9:30.785	1.488	50.910	4	90,159	0
5	240	Petr BEZEL	CZE	MS Kart	MS Kart Racing Team	11	9:33.749	4.452	51.430	10	89,248	0
6	266	Petr FULIN	CZE	MS Kart	MS Kart Racing Team	11	9:34.851	5.554	51.054	4	89,905	0
7	280	Brandon NILSSON	SWE	Expriit	Brandon Racing	11	9:35.030	5.733	51.213	10	89,626	0
8	293	Sandor JAKAB	SVK	Birel	Kalman Motorsport	11	9:37.225	7.928	51.201	4	89,647	0
9	230	Charlie TURNER	GBR	CRG	Coles Racing	11	9:37.519	8.222	51.186	4	89,673	0
10	220	Mathias SMITH	DEN	Kosmic	Star Karting	11	9:38.170	8.873	51.244	8	89,571	0
11	245	Hubert PETIT	FRA	Sodikart	Sodikart Junior Team	11	9:38.315	9.018	51.020	4	89,965	0
12	270	Santeri VARIS	FIN	Tonykart	JTL Racing	11	9:38.781	9.484	51.239	3	89,580	0
13	301	Jonathan JOHANSSON	SWE	Gillard	PDB Racing Team	11	9:39.580	10.283	51.241	4	89,577	0
14	284	Oliver MYERS	GBR	Tonykart	Coles Racing	11	9:40.475	11.178	51.553	9	89,035	0
15	246	Sabedin Berat TURKER	TUR	Formula K	Protrain Racing	11	9:40.553	11.256	51.204	11	89,641	0
16	252	Juuso PYKALAINEN	FIN	Tonykart	MPT Racing	11	9:42.205	12.908	51.213	9	89,626	0
17	233	Manon CHAVAGNE	NED	Topkart	Slangen Karting	11	9:42.469	13.172	51.348	4	89,390	0
18	267	Max RENBERG	SWE	Tonykart	Soda Kart	11	9:43.059	13.762	51.631	10	88,900	0
19	286	Lukasz BARTOSZUK	POL	Praga	Uniq Racing	11	9:43.157	13.860	51.314	4	89,449	0
20	237	Sten Dorian PIIRIMAGI	EST	Tonykart	Aix Racing Team	11	9:45.707	16.410	51.206	10	89,638	0
21	226	Erik STILLMANN	SWE	Sodikart	Wallberg Motorsport	11	9:53.175	23.878	51.605	5	88,945	0
22	243	Glenn VAN PARIJS	BEL	Zanardi	Raw Racing Team	9	7:59.361	2 Laps	51.554	5	89,033	0
23	255	Moritz OBERHEIM	GER	LH Kart	Matis Motorsport	9	8:02.936	2 Laps	50.981	4	90,034	0
24	272	Jules COUSIN	FRA	FA Kart	DSS Kart	8	7:21.487	3 Laps	50.933	4	90,118	0
25	227	Matija JURKOVIC	SLO	Formula K	MLM Racing KK	3	3:18.727	8 Laps	57.291	1	80,117	0
26	225	Jeremie LESOUDIER	FRA	Kosmic	PKS	2	2:09.418	9 Laps	57.244	2	80,183	0
27	219	Andreas BACKMAN	SWE	Tonykart	Strawberry Racing	2	2:11.419	9 Laps	55.375	2	82,889	0
28	279	Juuso KAUKELIN	FIN	Tonykart	JTL Racing	1	1:00.112	10 Laps	58.151	1	78,932	0
29	248	Artem KOROLEV	CAN	Intrepid	Team TKP	1	1:00.373	10 Laps	58.396	1	78,601	0
30	258	Mikkel JOHNSEN	DEN	Intrepid	DMT Racing	1	1:26.585	10 Laps	1:25.402	1	53,746	0
31	303	Giorgio MAGGI	SUI	Tonykart	Blacky Racing		1.313	11 Laps		0	-	0

Not classified

DQ	259	Nicolas PICOT	FRA	Sodikart	Kart Pro Racing	11	9:29.826	DQ	51.280	10	89,509	0
DQ	300	Joel AFFOLTER	NED	Gillard	PDB Racing Team	11	9:37.852	DQ	50.970	10	90,053	0
DNS	262	Alex ENGBLOM	SWE	Tonykart	Soda Kart			DNS		0	-	0

Announcements

These results are provisional until the conclusion of any judicial and technical matters
 Pos. 1-6 qualified for prefinal
 No. 272 warning board
 No. 300 exclusion from the whole meeting / reason ignoring black flag
 Started: 33 Classified: 31 Not classified: 2
 No. 255 time penalty 3 sec. / reason leaving corridor
 No. 259 excluded from the whole meeting / reason technical non conformity

Margin of Victory	Ø km/h	Best Lap Tm	km/h	Best Lap by
0.372	88,688	50.910	90,159	271 - Christopher FRIEDRICH

Timekeeping Ingrid and Meik Wagner: Clerk of the course Nigel Edwards: www.mylaps.com

Steward (Chairman) Horst Seidel: Chief Scrutineer Paul Klaassen: Licensed to: Motorsport Events
 Printed: 13.05.2012 11:27:18 posted at: h



Rotax Euro Challenge 2012 Wackersdorf

Rotax Seniors

Wackersdorf 1,275 Km

Second Chance Heat

13.05.2012 10:00

Race (11 Laps) started at 10:02:32

Lap	Time of Day	Lap Tm	S1 Tm	S2 Tm	S3 Tm	Lap	Time of Day	Lap Tm	S1 Tm	S2 Tm	S3 Tm
5	10:06:59.369	51.554	18.680	16.531	16.343						
6	10:07:52.994	53.625	19.327	17.169	17.129						
7	10:08:47.282	54.288	21.137	16.715	16.436						
8	10:09:39.768	52.486	18.736	17.068	16.682						
9	10:10:31.957	52.189	18.971	16.618	16.600						
(255) Moritz OBERHEIM											
1	10:03:27.814	54.986	21.573	16.944	16.469						
2	10:04:20.771	52.957	19.523	16.950	16.484						
3	10:05:12.182	51.411	18.623	16.469	16.319						
4	10:06:03.163	50.981	18.487	16.314	16.180						
5	10:06:55.771	52.608	18.864	16.827	16.917						
6	10:07:47.646	51.875	18.944	16.584	16.347						
7	10:08:39.457	51.811	18.464	16.713	16.634						
8	10:09:39.377	59.920	25.917	17.099	16.904						
9	10:10:32.532	53.155	18.949	16.768	17.438						
(272) Jules COUSIN											
1	10:03:27.708	54.909	20.822	17.036	17.051						
2	10:04:20.876	53.168	19.503	17.192	16.473						
3	10:05:12.751	51.875	18.702	16.541	16.632						
4	10:06:03.684	50.933	18.379	16.415	16.139						
5	10:06:56.506	52.822	18.602	16.878	17.342						
6	10:07:47.769	51.263	18.499	16.541	16.223						
7	10:08:39.377	51.608	18.555	16.636	16.417						
8	10:09:54.083	1:14.706	23.769	26.196	24.741						
(227) Matija JURKOVIC											
1	10:03:30.669	57.291	22.592	17.369	17.330						
2	10:04:46.516	1:15.847	20.064	18.149	37.634						
3	10:05:51.323	1:04.807	21.344	19.602	23.861						
(225) Jeremie LESOUDIER											
1	10:03:44.770	1:10.755	34.494	18.685	17.576						
2	10:04:42.014	57.244	20.383	17.538	19.323						
(219) Andreas BACKMAN											
1	10:03:48.640	1:14.665	39.451	18.443	16.771						
2	10:04:44.015	55.375	20.256	16.837	18.282						
(279) Juuso KAUKELIN											
1	10:03:32.708	58.151	23.583	17.628	16.940						
(248) Artem KOROLEV											
1	10:03:32.969	58.396	24.481	17.206	16.709						
(258) Mikkel JOHNSEN											
1	10:03:59.181	1:25.402	38.357	22.549	24.496						
(300) Joel AFFOLTER											
1	10:03:32.842	58.478	24.531	17.075	16.872						
2	10:04:26.379	53.537	19.625	17.297	16.615						
3	10:05:17.896	51.517	18.680	16.490	16.347						
4	10:06:09.116	51.220	18.347	16.485	16.388						
5	10:07:00.372	51.256	18.637	16.411	16.208						
6	10:07:53.277	52.905	18.755	17.629	16.521						
7	10:08:45.197	51.920	19.170	16.516	16.234						
8	10:09:36.730	51.533	18.363	16.657	16.513						
9	10:10:28.093	51.363	18.686	16.455	16.222						
10	10:11:19.063	50.970	18.402	16.409	16.159						
11	10:12:10.448	51.385	18.512	16.571	16.302						



Rotax Euro Challenge 2012 Wackersdorf

Rotax Seniors

Wackersdorf 1,275 Km

Consolation Race qualified 63-90

13.05.2012 10:40

Race (11 Laps) started at 10:44:10

Pos	No.	Name	Nat.	Chassis	Race Team	Laps	Total Tm	Diff	Best Tm	In Lap	km/h	Points
1	241	Pierre AUVRAY	FRA	FA Kart	DSS Kart	11	9:29.896		51.179	7	89,685	0
2	304	Oliver NORRIS	GBR	Tonykart	RL Racing Dept Ltd	11	9:30.372	0.476	51.230	8	89,596	0
3	302	Kevin MINIER	FRA	Tonykart	MD Competition	11	9:31.147	1.251	51.333	8	89,416	0
4	257	Ebba GRANDIN	SWE	Kosmic	Soda Kart	11	9:31.479	1.583	51.289	6	89,493	0
5	244	Eva BENES	FRA	Kosmic	PKS	11	9:31.889	1.993	51.408	8	89,286	0
6	275	Benjamin KARLOG	DEN	Tonykart	RS Competition	11	9:50.709	20.813	52.090	2	88,117	0
7	242	Miroslav KOVAR	CZE	MS Kart	MS Kart Racing Team	11	9:51.400	21.504	52.144	2	88,025	0

Announcements

These results are provisional until the conclusion of any judicial and technical matters

Started: 7 Classified: 7 Not classified: 0

Margin of Victory	Ø km/h	Best Lap Tm	km/h	Best Lap by
0.476	88,595	51.179	89,685	241 - Pierre AUVRAY

Official Timing www.camp-company.de / www.motorsport-events.se

Orbits

Timekeeping Ingrid and Meik Wagner:

Clerk of the course Nigel Edwards:

www.mylaps.com

Steward (Chairman) Horst Seidel:

Chief Scrutineer Paul Klaassen:

Licensed to: Motorsport Events

Printed: 13.05.2012 10:55:49

posted at:

h

Rotax Euro Challenge 2012
 Class: Rotax Max Seniors
 Date/Time: 13.05.2012 11:40

Track: Wackersdorf / Germany
 Heat: Prefinal
 Laps: 14

Edition 1

Petr BEZEL	240	2nd Chance 5
	33	
Stephane KOX	261	2nd Chance 3
	31	
Nicolai NIELSEN	218	2nd Chance 1
	29	
Henry EASTHOPE	263	Points 47 Quali Rank 64
	27	
Jesse LAZARE	221	Points 46 Quali Rank 11
	25	
Bryan EERDEN	216	Points 44 Quali Rank 13
	23	
Alexandre FINKELSTEIN	238	Points 38 Quali Rank 44
	21	
Glen VAN DROOGENI	217	Points 38 Quali Rank 22
	19	
Ash HAND	234	Points 36 Quali Rank 17
	17	
Barrie PULLINGER	278	Points 35 Quali Rank 29
	15	
Sean BABINGTON	205	Points 35 Quali Rank 3
	13	
Makino TADASUKE	294	Points 34 Quali Rank 4
	11	
James SINGLETON	232	Points 29 Quali Rank 26
	9	
Jiri FORMAN	212	Points 20 Quali Rank 10
	7	
Andy KING	236	Points 20 Quali Rank 7
	5	
Philip MORIN	299	Points 13 Quali Rank 16
	3	
Edward BRAND	203	Points 9 Quali Rank 14
	1	

Pole Position

17	Petr FULIN	266	2nd Chance 6
		34	
16	Christopher FRIEDRICH	271	2nd Chance 4
		32	
15	Josh HART	296	2nd Chance 2
		30	
14	Francisco MORA	268	Points 50 Quali Rank 36
		28	
13	Ukyo SASAHARA	290	Points 46 Quali Rank 19
		26	
12	Jacob NIELSEN	223	Points 44 Quali Rank 45
		24	
11	Shaun SLAVIN	211	Points 40 Quali Rank 9
		22	
10	Ferenc KANCSAR	207	Points 38 Quali Rank 32
		20	
9	Ludvig MORIN	250	Points 36 Quali Rank 25
		18	
8	Michael COOL	214	Points 36 Quali Rank 5
		16	
7	Thomas BENISRI	213	Points 35 Quali Rank 15
		14	
6	John FRIBERG	269	Points 34 Quali Rank 18
		12	
5	Aavo TALVAR	224	Points 33 Quali Rank 28
		10	
4	Harrison SCOTT	254	Points 26 Quali Rank 6
		8	
3	Bas de LAAT	260	Points 20 Quali Rank 8
		6	
2	Charlie EASTWOOD	208	Points 14 Quali Rank 1
		4	
1	Pierce LEHANE	222	Points 11 Quali Rank 2
		2	

Row

Clerk of the course Nigel Edwards:
 Stewards (Chairman) Horst Seidel:

Scrutineer Paul Klaassen:
 Timekeeping Ingrid/Meik Wagner:

posted at: h

These results are provisional until the conclusion of any judicial and technical matters

printed 13.05.2012 11:08



Rotax Euro Challenge 2012 Wackersdorf

Rotax Seniors Wackersdorf 1,275 Km
 Pre-Final -NEW- 13.05.2012 11:40

Race (14 Laps) started at 11:57:12

Pos	No.	Name	Nat.	Chassis	Race Team	Laps	Total Tm	Diff	Best Tm	In Lap	km/h	Points
1	254	Harrison SCOTT	GBR	Tonykart	Strawberry Racing	14	11:56.840		50.825	11	90,310	34
2	203	Edward BRAND	GBR	Formula K	Formula K Europe	14	11:57.106	0.266	50.837	12	90,289	33
3	299	Philip MORIN	SWE	Alonso	Dan Holland Racing	14	11:59.253	2.413	51.080	11	89,859	32
4	205	Sean BABINGTON	GBR	Alonso	Dan Holland Racing	14	12:05.400	8.560	51.114	13	89,799	31
5	260	Bas de LAAT	NED	Gillard	PDB Racing Team	14	12:06.018	9.178	51.113	13	89,801	30
6	250	Ludvig MORIN	SWE	Kosmic	Paul Carr Racing	14	12:06.027	9.187	51.184	13	89,676	29
7	213	Thomas BENISRI	FRA	Sodikart	Win Max	14	12:06.418	9.578	51.098	11	89,827	28
8	212	Jiri FORMAN	GBR	MS Kart	MS Kart Racing Team	14	12:06.779	9.939	51.068	13	89,880	27
9	232	James SINGLETON	GBR	CRG	Coles Racing	14	12:07.417	10.577	51.165	12	89,710	26
10	211	Shaun SLAVIN	GBR	Formula K	Formula K Europe	14	12:10.382	13.542	51.099	11	89,826	25
11	278	Barrie PULLINGER	GBR	Alonso	Dan Holland Racing	14	12:10.815	13.975	51.162	11	89,715	24
12	234	Ash HAND	GBR	Tonykart	Strawberry Racing	14	12:11.033	14.193	51.176	11	89,690	23
13	290	Ukyo SASAHARA	JPN	DR	VPDR	14	12:11.106	14.266	51.071	13	89,875	22
14	269	John FRIBERG	SWE	Tonykart	Soda Kart	14	12:11.236	14.396	51.101	8	89,822	21
15	217	Glen VAN DROOGENBROEC	BEL	Tonykart	Bouvin Power	14	12:11.411	14.571	51.095	9	89,833	20
16	294	Makino TADASUKE	JPN	Birel	Kalman Motorsport	14	12:13.287	16.447	50.881	12	90,210	19
17	214	Michael COOL	BEL	Tonykart	Bouvin Power	14	12:13.569	16.729	51.310	8	89,456	18
18	266	Petr FULIN	CZE	MS Kart	MS Kart Racing Team	14	12:14.687	17.847	51.395	9	89,308	17
19	221	Jesse LAZARE	CAN	Formula K	Chapman Racing/Protrain	14	12:15.870	19.030	51.302	9	89,470	16
20	240	Petr BEZEL	CZE	MS Kart	MS Kart Racing Team	14	12:16.313	19.473	51.225	6	89,605	15
21	296	Josh HART	NZL	Birel	Kalman Motorsport	14	12:16.515	19.675	51.157	3	89,724	14
22	218	Nicolai NIELSEN	DEN	TBA	Star Karting	14	12:16.571	19.731	51.435	9	89,239	13
23	268	Francisco MORA	POR	FA	Cabo do Mundo Kartteam	14	12:16.857	20.017	51.370	10	89,352	12
24	207	Ferenc KANCSAR	AUT	Birel	Kalman Motorsport	14	12:17.228	20.388	51.118	13	89,792	11
25	208	Charlie EASTWOOD	IRL	Formula K	Protrain Racing	14	12:17.923	21.083	51.581	10	88,986	10
26	216	Bryan EERDEN	NED	Gillard	PDB Racing Team	14	12:18.004	21.164	51.186	10	89,673	9
27	261	Stephane KOX	NED	Formula K	Formula K Europe	14	12:18.123	21.283	51.304	7	89,467	8
28	223	Jacob NIELSEN	DEN	Kosmic	Star Karting	14	12:18.250	21.410	51.220	8	89,613	7
29	238	Alexandre FINKELSTEIN	FRA	Tonykart	MD Competition	14	12:19.716	22.876	50.988	12	90,021	6
30	263	Henry EASTHOPE	GBR	Sodikart	Sodikart Junior Team	14	12:19.781	22.941	51.098	12	89,827	5
31	271	Christopher FRIEDRICH	GER	Praga	M-Tec/Praga Racing	14	12:20.595	23.755	51.520	14	89,092	4
32	224	Aavo TALVAR	EST	Intrepid	Talvar Racing	14	12:20.768	23.928	51.157	10	89,724	3
33	236	Andy KING	GBR	Tonykart	Strawberry Racing	2	1:44.819	12 Laps	51.538	2	89,060	2
34	222	Pierce LEHANE	AUS	Alonso	Dan Holland Racing		0.009	14 Laps		0	-	1

Announcements

These results are provisional until the conclusion of any judicial and technical matters
 No. 278 + 234 + 260 + 290 warning board
 Started: 34 Classified: 34 Not classified: 0
 No. 207 time penalty 10 sec. / reason unfair driving
 No. 238 time penalty 10 sec. / reason unfair driving

Margin of Victory	Ø km/h	Best Lap Tm	km/h	Best Lap by
0.266	89,643	50.825	90,310	254 - Harrison SCOTT

Timekeeping Ingrid and Meik Wagner: Clerk of the course Nigel Edwards: www.mylaps.com
 Steward (Chairman) Horst Seidel: Chief Scrutineer Paul Klaassen: Licensed to: Motorsport Events
 Printed: 13.05.2012 13:13:49 posted at: h



Rotax Euro Challenge 2012 Wackersdorf

Rotax Seniors

Wackersdorf 1,275 Km

Pre-Final

13.05.2012 11:40

Race (14 Laps) started at 11:57:12

Lap	Time of Day	Lap Tm	S1 Tm	S2 Tm	S3 Tm	Lap	Time of Day	Lap Tm	S1 Tm	S2 Tm	S3 Tm
5	12:01:43.143	51.572	18.608	16.677	16.287	14	12:09:33.695	51.230	18.611	16.453	16.166
6	12:02:34.518	51.375	18.600	16.519	16.256	(236) Andy KING					
7	12:03:25.822	51.304	18.446	16.488	16.370	1	11:58:06.208	53.113	19.685	16.731	16.697
8	12:04:18.344	52.522	19.076	16.611	16.835	2	11:58:57.746	51.538	18.562	16.596	16.380
9	12:05:09.880	51.536	18.470	16.580	16.486						
10	12:06:02.753	52.873	18.818	17.205	16.850						
11	12:06:54.487	51.734	18.778	16.604	16.352						
12	12:07:46.097	51.610	18.571	16.624	16.415						
13	12:08:39.082	52.985	19.367	16.880	16.738						
14	12:09:31.050	51.968	18.698	16.710	16.560						

(223) Jacob NIELSEN

1	11:58:12.663	58.191	23.181	18.229	16.781
2	11:59:04.445	51.782	18.708	16.663	16.411
3	11:59:57.000	52.555	19.202	16.612	16.741
4	12:00:48.338	51.338	18.463	16.624	16.251
5	12:01:39.948	51.610	18.407	16.874	16.329
6	12:02:32.149	52.201	18.995	16.669	16.537
7	12:03:28.227	56.078	22.958	16.735	16.385
8	12:04:19.447	51.220	18.425	16.556	16.239
9	12:05:10.972	51.525	18.683	16.536	16.306
10	12:06:02.681	51.709	18.295	16.786	16.628
11	12:06:54.184	51.503	18.648	16.581	16.274
12	12:07:45.765	51.581	18.378	16.712	16.491
13	12:08:37.872	52.107	19.053	16.677	16.377
14	12:09:31.177	53.305	19.499	16.715	17.091

(263) Henry EASTHOPE

1	11:58:11.130	56.756	22.550	17.648	16.558
2	11:59:02.701	51.571	18.558	16.704	16.309
3	11:59:54.027	51.326	18.520	16.520	16.286
4	12:00:46.168	52.141	18.543	16.700	16.898
5	12:01:50.681	1:04.513	19.949	28.217	16.347
6	12:02:41.995	51.314	18.583	16.528	16.203
7	12:03:33.370	51.375	18.574	16.519	16.282
8	12:04:25.064	51.694	18.764	16.582	16.348
9	12:05:16.403	51.339	18.497	16.589	16.253
10	12:06:07.745	51.342	18.479	16.570	16.293
11	12:06:58.943	51.198	18.483	16.501	16.214
12	12:07:50.041	51.098	18.439	16.473	16.186
13	12:08:41.467	51.426	18.538	16.566	16.322
14	12:09:32.708	51.241	18.561	16.451	16.229

(271) Christopher FRIEDRICH

1	11:58:13.581	58.404	22.719	18.284	17.401
2	11:59:05.422	51.841	18.491	17.016	16.334
3	11:59:58.058	52.636	18.795	16.993	16.848
4	12:00:49.661	51.603	18.272	16.999	16.332
5	12:01:41.187	51.526	18.395	16.700	16.431
6	12:02:32.925	51.738	18.782	16.617	16.339
7	12:03:26.641	53.716	18.505	18.857	16.354
8	12:04:22.824	56.183	18.710	20.784	16.689
9	12:05:14.734	51.910	18.800	16.772	16.338
10	12:06:06.463	51.729	18.729	16.682	16.318
11	12:06:58.269	51.806	18.551	16.895	16.360
12	12:07:49.861	51.592	18.639	16.644	16.309
13	12:08:42.002	52.141	19.053	16.670	16.418
14	12:09:33.522	51.520	18.577	16.640	16.303

(224) Aavo TALVAR

1	11:58:11.756	58.392	23.646	18.092	16.654
2	11:59:03.942	52.186	18.720	16.926	16.540
3	11:59:55.418	51.476	18.720	16.514	16.242
4	12:00:46.861	51.443	18.617	16.537	16.289
5	12:01:51.606	1:04.745	19.059	29.116	16.570
6	12:02:43.195	51.589	18.774	16.454	16.361
7	12:03:34.663	51.468	18.709	16.520	16.239
8	12:04:26.244	51.581	18.694	16.561	16.326
9	12:05:17.574	51.330	18.577	16.486	16.267
10	12:06:08.731	51.157	18.443	16.524	16.190
11	12:06:59.947	51.216	18.500	16.466	16.250
12	12:07:51.186	51.239	18.540	16.467	16.232
13	12:08:42.465	51.279	18.595	16.449	16.235

Rotax Euro Challenge 2012
 Class: Rotax Max Seniors
 Date/Time: 13.05.2012 14:30

Track: Wackersdorf / Germany
 Heat: Final
 Laps: 18

Edition 1

Andy KING	236	Laps 2 Tm. 1:44.819	17	Pierce LEHANE	222	Laps 0 Tm. 0.009
	33				34	
Christopher FRIEDRICH	271	Laps 14 Tm. 12:20.595	16	Aavo TALVAR	224	Laps 14 Tm. 12:20.768
	31				32	
Alexandre FINKELSTEIN	238	Laps 14 Tm. 12:19.716	15	Henry EASTHOPE	263	Laps 14 Tm. 12:19.781
	29				30	
Stephane KOX	261	Laps 14 Tm. 12:18.123	14	Jacob NIELSEN	223	Laps 14 Tm. 12:18.250
	27				28	
Charlie EASTWOOD	208	Laps 14 Tm. 12:17.923	13	Bryan EERDEN	216	Laps 14 Tm. 12:18.004
	25				26	
Francisco MORA	268	Laps 14 Tm. 12:16.857	12	Ferenc KANCSAR	207	Laps 14 Tm. 12:17.228
	23				24	
Josh HART	296	Laps 14 Tm. 12:16.515	11	Nicolai NIELSEN	218	Laps 14 Tm. 12:16.571
	21				22	
Jesse LAZARE	221	Laps 14 Tm. 12:15.870	10	Petr BEZEL	240	Laps 14 Tm. 12:16.313
	19				20	
Michael COOL	214	Laps 14 Tm. 12:13.569	9	Petr FULIN	266	Laps 14 Tm. 12:14.687
	17				18	
Glen VAN DROOGENI	217	Laps 14 Tm. 12:11.411	8	Makino TADASUKE	294	Laps 14 Tm. 12:13.287
	15				16	
Ukyo SASAHARA	290	Laps 14 Tm. 12:11.106	7	John FRIBERG	269	Laps 14 Tm. 12:11.236
	13				14	
Barrie PULLINGER	278	Laps 14 Tm. 12:10.815	6	Ash HAND	234	Laps 14 Tm. 12:11.033
	11				12	
James SINGLETON	232	Laps 14 Tm. 12:07.417	5	Shaun SLAVIN	211	Laps 14 Tm. 12:10.382
	9				10	
Thomas BENISRI	213	Laps 14 Tm. 12:06.418	4	Jiri FORMAN	212	Laps 14 Tm. 12:06.779
	7				8	
Bas de LAAT	260	Laps 14 Tm. 12:06.018	3	Ludvig MORIN	250	Laps 14 Tm. 12:06.027
	5				6	
Philip MORIN	299	Laps 14 Tm. 11:59.253	2	Sean BABINGTON	205	Laps 14 Tm. 12:05.400
	3				4	
Harrison SCOTT	254	Laps 14 Tm. 11:56.840	1	Edward BRAND	203	Laps 14 Tm. 11:57.106
	1				2	

Pole Position

Clerk of the course Nigel Edwards:
 Stewards (Chairman) Horst Seidel:

Scrutineer Paul Klaassen:
 Timekeeping Ingrid/Meik Wagner:



Rotax Euro Challenge 2012 Wackersdorf

Rotax Seniors

Wackersdorf 1,275 Km

-NEW-

Final

13.05.2012 14:30

Race (18 Laps) started at 14:32:24


Pos	No.	Name	Nat.	Chassis	Race Team	Laps	Total Tm	Diff	Best Tm	In Lap	km/h	Points
1	203	Edward BRAND	GBR	Formula K	Formula K Europe	18	15:21.632		50.786	5	90,379	55
2	254	Harrison SCOTT	GBR	Tonykart	Strawberry Racing	18	15:22.457	0.825	50.874	10	90,223	52
3	299	Philip MORIN	SWE	Alonso	Dan Holland Racing	18	15:24.541	2.909	51.052	10	89,908	50
4	260	Bas de LAAT	NED	Gillard	PDB Racing Team	18	15:26.727	5.095	51.154	6	89,729	49
5	213	Thomas BENISRI	FRA	Sodikart	Win Max	18	15:28.056	6.424	51.057	6	89,900	48
6	278	Barrie PULLINGER	GBR	Alonso	Dan Holland Racing	18	15:28.615	6.983	51.066	13	89,884	47
7	250	Ludvig MORIN	SWE	Kosmic	Paul Carr Racing	18	15:29.626	7.994	51.122	6	89,785	46
8	234	Ash HAND	GBR	Tonykart	Strawberry Racing	18	15:29.816	8.184	51.040	17	89,929	45
9	290	Ukyo SASAHARA	JPN	DR	VPDR	18	15:31.068	9.436	50.968	8	90,057	44
10	217	Glen VAN DROOGENBROEC	BEL	Tonykart	Bouvin Power	18	15:31.499	9.867	51.072	11	89,873	43
11	222	Pierce LEHANE	AUS	Alonso	Dan Holland Racing	18	15:31.652	10.020	50.957	6	90,076	42
12	211	Shaun SLAVIN	GBR	Formula K	Formula K Europe	18	15:31.963	10.331	50.965	9	90,062	41
13	212	Jiri FORMAN	GBR	MS Kart	MS Kart Racing Team	18	15:32.161	10.529	51.059	9	89,896	40
14	221	Jesse LAZARE	CAN	Formula K	Chapman Racing/Protrain	18	15:32.985	11.353	51.036	12	89,937	39
15	205	Sean BABINGTON	GBR	Alonso	Dan Holland Racing	18	15:32.990	11.358	50.921	9	90,140	38
16	263	Henry EASTHOPE	GBR	Sodikart	Sodikart Junior Team	18	15:33.804	12.172	51.041	13	89,928	37
17	268	Francisco MORA	POR	FA	Cabo do Mundo Kartteam	18	15:33.858	12.226	51.170	6	89,701	36
18	216	Bryan EERDEN	NED	Gillard	PDB Racing Team	18	15:34.469	12.837	51.196	14	89,655	35
19	223	Jacob NIELSEN	DEN	Kosmic	Star Karting	18	15:36.961	15.329	51.220	8	89,613	34
20	294	Makino TADASUKE	JPN	Birel	Kalman Motorsport	18	15:39.246	17.614	50.983	3	90,030	33
21	240	Petr BEZEL	CZE	MS Kart	MS Kart Racing Team	18	15:39.794	18.162	51.185	11	89,675	32
22	236	Andy KING	GBR	Tonykart	Strawberry Racing	18	15:41.079	19.447	51.090	13	89,841	31
23	207	Ferenc KANCSAR	AUT	Birel	Kalman Motorsport	18	15:41.823	20.191	51.176	14	89,690	30
24	238	Alexandre FINKELSTEIN	FRA	Tonykart	MD Competition	18	15:42.113	20.481	51.392	4	89,314	29
25	261	Stephane KOX	NED	Formula K	Formula K Europe	18	15:42.371	20.739	51.177	8	89,689	28
26	224	Aavo TALVAR	EST	Intrepid	Talvar Racing	18	15:43.066	21.434	51.361	14	89,367	27
27	296	Josh HART	NZL	Birel	Kalman Motorsport	18	15:43.636	22.004	51.253	11	89,556	26
28	271	Christopher FRIEDRICH	GER	Praga	M-Tec/Praga Racing	18	15:43.897	22.265	51.255	7	89,552	25
29	218	Nicolai NIELSEN	DEN	TBA	Star Karting	18	15:44.752	23.120	51.483	3	89,156	24
30	232	James SINGLETON	GBR	CRG	Coles Racing	18	15:45.776	24.144	51.386	6	89,324	23
31	266	Petr FULIN	CZE	MS Kart	MS Kart Racing Team	18	15:49.141	27.509	51.663	5	88,845	22
32	214	Michael COOL	BEL	Tonykart	Bouvin Power	18	15:57.899	36.267	51.453	8	89,208	21
33	269	John FRIBERG	SWE	Tonykart	Soda Kart	7	6:15.469	11 Laps	51.592	3	88,967	20

Not classified												
DQ	208	Charlie EASTWOOD	IRL	Formula K	Protrain Racing	18	15:39.312	DQ	50.970	9	90,053	0

Announcements

These results are provisional until the conclusion of any judicial and technical matters
 No 211 + 234 + 268 + 236 + 208 warning board
 Started: 34 Classified: 33 Not classified: 1
 No. 208 excluded from Final / reason unfair driving

Margin of Victory	Ø km/h	Best Lap Tm	km/h	Best Lap by
0.825	89,645	50.786	90,379	203 - Edward BRAND

Timekeeping Ingrid and Meik Wagner:  Clerk of the course Nigel Edwards: www.mylaps.com
 Steward (Chairman) Horst Seidel: Chief Scrutineer Paul Klaassen: Licensed to: Motorsport Events
 Printed: 13.05.2012 16:33:02 posted at: h



Rotax Euro Challenge 2012 Wackersdorf

Rotax Seniors

Wackersdorf 1,275 Km

Final

13.05.2012 14:30

Race (18 Laps) started at 14:32:24

Table with columns: Lap, Time of Day, Lap Tm, S1 Tm, S2 Tm, S3 Tm. Contains race data for drivers (211) Shaun SLAVIN, (212) Jiri FORMAN, (221) Jesse LAZARE, (205) Sean BABINGTON, (290) Ukyo SASAHARA, (217) Glen VAN DROOENBROECK, and (222) Pierce LEHANE.

Timekeeping Ingrid and Meik Wagner: [Signature] Clerk of the course Nigel Edwards:

Steward (Chairman) Horst Seidel: Chief Scrutineer Paul Klaassen: Licensed to: Motorsport Events

