



ROTAX Euro Challenge Wackersdorf/Germany

Rotax Juniors

Wackersdorf 1,275 Km

Non Qualifying Practice 1 even numbers

2011-05-27 10:30

Practice (10:00 Time) started at 10:30:01

Pos	No.	Name	Nat.	Chassis	Race Team	Laps	Best Tm	Diff	Gap In Lap	km/h
1	6	Ukyo Sasahara	JPN	Kosmic	Paul Carr Racing	10	51.402			
2	14	Jordi van Moorsel	NED	Tonykart	Strawberry Racing	9	51.737	0.335	0.335	6
3	84	Stefano Van Galen	NED	Expriit	Van Galen Racing	10	52.019	0.617	0.282	10
4	40	Janneau Esmeijer	NED	Intrepid	Team TKP	10	52.034	0.632	0.015	8
5	36	Guust Specken	NED	Intrepid	Team TKP	10	52.099	0.697	0.065	7
6	68	William Sward	SWE	Tonykart	Sodakart SE	11	52.102	0.700	0.003	8
7	66	Randy Berglas	SUI	Mach 1	Mach 1 Motorsport	10	52.106	0.704	0.004	8
8	86	Philip Morin	SWE	Kosmic	Paul Carr Racing	10	52.137	0.735	0.031	4
9	16	Alexander Weiss	DEN	Bremer	RBR Kart Team	11	52.169	0.767	0.032	7
10	26	Jessica Backman	SWE	Tonykart	Strawberry Racing	10	52.224	0.822	0.055	8
11	96	Fabian Eisinger	GER	Intrepid	VPD Team Germany	9	52.290	0.888	0.066	8
12	22	Fred Alliksaar	EST	Tonykart	Max Racing	10	52.321	0.919	0.031	9
13	48	Walteri Vaakanainen	FIN	Parolin	Formula K Belgium	11	52.411	1.009	0.090	10
14	58	Gavin Jonk	NED	Gillard	VZ Racing	11	52.429	1.027	0.018	10
15	32	Martins Steinerts	LAT	MS Kart	Steinerts RT	10	52.435	1.033	0.006	5
16	18	Alessandro Latif	GBR	Gillard	Protrain Racing	10	52.439	1.037	0.004	8
17	52	Luka Kamali	GER	CRG	DMV Racing Team	10	52.513	1.111	0.074	6
18	4	Nathan Harrison	GBR	Tonykart	Strawberry Racing	11	52.575	1.173	0.062	5
19	20	Jordan Pepper	RSA	Birel	Kalman Motorsport	10	52.583	1.181	0.008	9
20	78	Lars Lamborelle	NED	Intrepid	Team TKP Intrepid	10	52.594	1.192	0.011	9
21	30	Moritz Oberheim	GER	Energy	Jedi Racingteam	10	52.643	1.241	0.049	5
22	54	Thomas Preining	AUT	CRG	RP Motorsport	10	52.710	1.308	0.067	8
23	34	Mikkel Bang Johnsen	DEN	Haase	DMT Racing.DK	10	52.856	1.454	0.146	5
24	62	Ferdinand Habsburg	AUT	Birel	Speedworld Academy	11	52.857	1.455	0.001	9
25	50	Shayur Harpal	RSA	Birel	Kalman Motorsport	10	52.864	1.462	0.007	10
26	92	Sven van der Slik	NED	Tonykart		10	52.904	1.502	0.040	4
27	38	Tonni Larsen	DEN	First Kart	First Kart s.r.l	8	53.030	1.628	0.126	4
28	80	Tobias Holm	DEN	Maddox	Maddox Racing	10	53.101	1.699	0.071	9
29	64	Peter Huber	AUT	Birel	Speedworld Academy	9	53.623	2.221	0.522	8
30	70	Mathias Kristensen	DEN	Maddox	Maddox Racing	5	53.794	2.392	0.171	4
31	94	Mitja Chebulj	SLO	Intrepid	AKK Sportstil	10	54.369	2.967	0.575	4
32	28	Jan Filip	CZE	Marenello	Hagemann Racing	4	1:06.207	14.805	11.838	4



ROTAX Euro Challenge Wackersdorf/Germany

Rotax Juniors

Wackersdorf 1,275 Km

Non Qualifying Practice 1 even numbers

2011-05-27 10:30

Practice (10:00 Time) started at 10:30:00

Lap	Lap Tm	Diff	Time of Day
3	53.354	+0.841	10:33:44.803
4	52.977	+0.464	10:34:37.780
5	52.995	+0.482	10:35:30.775
6	52.513		10:36:23.288
7	52.604	+0.091	10:37:15.892
8	52.937	+0.424	10:38:08.829
9	1:03.746	+11.233	10:39:12.575
10	52.653	+0.140	10:40:05.228

(4) Nathan Harrison

1	53.774	+1.199	10:32:01.492
2	53.389	+0.814	10:32:54.881
3	53.208	+0.633	10:33:48.089
4	52.672	+0.097	10:34:40.761
5	52.575		10:35:33.336
6	55.392	+2.817	10:36:28.728
7	52.578	+0.003	10:37:21.306
8	52.920	+0.345	10:38:14.226
9	53.441	+0.866	10:39:07.667
10	52.712	+0.137	10:40:00.379
11	52.999	+0.424	10:40:53.378

(20) Jordan Pepper

1	53.457	+0.874	10:32:22.059
2	53.066	+0.483	10:33:15.125
3	53.073	+0.490	10:34:08.198
4	52.927	+0.344	10:35:01.125
5	52.909	+0.326	10:35:54.034
6	52.997	+0.414	10:36:47.031
7	52.968	+0.385	10:37:39.999
8	52.627	+0.044	10:38:32.626
9	52.583		10:39:25.209
10	52.905	+0.322	10:40:18.114

(78) Lars Lamborelle

1	53.544	+0.950	10:32:11.694
2	53.108	+0.514	10:33:04.802
3	54.884	+2.290	10:33:59.686
4	53.670	+1.076	10:34:53.356
5	52.970	+0.376	10:35:46.326
6	54.990	+2.396	10:36:41.316
7	52.702	+0.108	10:37:34.018
8	52.630	+0.036	10:38:26.648
9	52.594		10:39:19.242
10	53.606	+1.012	10:40:12.848

(30) Moritz Oberheim

1	53.082	+0.439	10:32:26.818
2	52.704	+0.061	10:33:19.522
3	1:02.020	+9.377	10:34:21.542
4	52.679	+0.036	10:35:14.221
5	52.643		10:36:06.864
6	52.672	+0.029	10:36:59.536
7	52.661	+0.018	10:37:52.197
8	53.197	+0.554	10:38:45.394
9	52.720	+0.077	10:39:38.114
10	52.714	+0.071	10:40:30.828

(54) Thomas Preining

1	53.348	+0.638	10:31:58.596
2	53.702	+0.992	10:32:52.298
3	52.817	+0.107	10:33:45.115
4	52.824	+0.114	10:34:37.939
5	53.059	+0.349	10:35:30.998
6	55.297	+2.587	10:36:26.295
7	52.729	+0.019	10:37:19.024

Lap	Lap Tm	Diff	Time of Day
8	52.710		10:38:11.734
9	57.230	+4.520	10:39:08.964
10	53.577	+0.867	10:40:02.541

(34) Mikkel Bang Johnsen

1	53.621	+0.765	10:32:02.046
2	53.447	+0.591	10:32:55.493
3	53.090	+0.234	10:33:48.583
4	52.964	+0.108	10:34:41.547
5	52.856		10:35:34.403
6	53.348	+0.492	10:36:27.751
7	53.345	+0.489	10:37:21.096
8	53.288	+0.432	10:38:14.384
9	54.187	+1.331	10:39:08.571
10	53.802	+0.946	10:40:02.373

(62) Ferdinand Habsburg

1	53.390	+0.533	10:31:55.118
2	53.958	+1.101	10:32:49.076
3	53.281	+0.424	10:33:42.357
4	53.110	+0.253	10:34:35.467
5	53.217	+0.360	10:35:28.684
6	52.945	+0.088	10:36:21.629
7	53.370	+0.513	10:37:14.999
8	53.108	+0.251	10:38:08.107
9	52.857		10:39:00.964
10	53.083	+0.226	10:39:54.047
11	52.971	+0.114	10:40:47.018

(50) Shayur Harpal

1	53.790	+0.926	10:32:38.215
2	58.403	+5.539	10:33:36.618
3	53.378	+0.514	10:34:29.996
4	53.485	+0.621	10:35:23.481
5	52.959	+0.095	10:36:16.440
6	53.032	+0.168	10:37:09.472
7	53.139	+0.275	10:38:02.611
8	53.077	+0.213	10:38:55.688
9	52.924	+0.060	10:39:48.612
10	52.864		10:40:41.476

(92) Sven van der Slik

1	53.711	+0.807	10:32:18.045
2	53.150	+0.246	10:33:11.195
3	53.163	+0.259	10:34:04.358
4	52.904		10:34:57.262
5	53.402	+0.498	10:35:50.664
6	53.356	+0.452	10:36:44.020
7	53.027	+0.123	10:37:37.047
8	52.919	+0.015	10:38:29.966
9	52.966	+0.062	10:39:22.932
10	53.793	+0.889	10:40:16.725

(38) Tonni Larsen

1	53.467	+0.437	10:32:32.596
2	53.302	+0.272	10:33:25.898
3	53.522	+0.492	10:34:19.420
4	53.030		10:35:12.450
5	53.266	+0.236	10:36:05.716
6	53.103	+0.073	10:36:58.819
7	54.251	+1.221	10:37:53.070
8	2:45.153	+1:52.123	10:40:38.223

(80) Tobias Holm

1	55.084	+1.983	10:32:04.949
2	55.187	+2.086	10:33:00.136

Lap	Lap Tm	Diff	Time of Day
3	55.397	+2.296	10:33:55.533
4	53.870	+0.769	10:34:49.403
5	54.190	+1.089	10:35:43.593
6	54.074	+0.973	10:36:37.667
7	53.563	+0.462	10:37:31.230
8	53.497	+0.396	10:38:24.727
9	53.101		10:39:17.828
10	54.713	+1.612	10:40:12.541

(64) Peter Huber

1	55.490	+1.867	10:32:04.824
2	54.478	+0.855	10:32:59.302
3	54.612	+0.989	10:33:53.914
4	53.842	+0.219	10:34:47.756
5	54.289	+0.666	10:35:42.045
6	53.919	+0.296	10:36:35.964
7	53.873	+0.250	10:37:29.837
8	53.623		10:38:23.460
9	54.048	+0.425	10:39:17.508

(70) Mathias Kristensen

1	55.921	+2.127	10:32:05.076
2	56.247	+2.453	10:33:01.323
3	53.919	+0.125	10:33:55.242
4	53.794		10:34:49.036
5	54.796	+1.002	10:35:43.832

(94) Mitja Chebulj

1	56.028	+1.659	10:32:29.411
2	55.031	+0.662	10:33:24.442
3	55.008	+0.639	10:34:19.450
4	54.369		10:35:13.819
5	55.281	+0.912	10:36:09.100
6	54.405	+0.036	10:37:03.505
7	56.012	+1.643	10:37:59.517
8	54.533	+0.164	10:38:54.050
9	54.563	+0.194	10:39:48.613
10	55.506	+1.137	10:40:44.119

(28) Jan Filip

1	1:09.309	+3.102	10:33:02.625
2	2:50.940	+1:44.733	10:35:53.565
3	2:16.670	+1:10.463	10:38:10.235
4	1:06.207		10:39:16.442

Timekeeping Ingrid and Meik Wagner:

Clerk of the course Nigel Edwards:

www.mylaps.com

Steward (Chairman) Olivier Stevny:

Chief Scrutineer Paul Klaassen:

Licensed to: Motorsport Events



ROTAX Euro Challenge Wackersdorf/Germany

Rotax Juniors

Wackersdorf 1,275 Km

Non Qualifying Practice 1 odd numbers

2011-05-27 10:45

Practice (10:00 Time) started at 10:45:33

Pos	No.	Name	Nat.	Chassis	Race Team	Laps	Best Tm	Diff	Gap In Lap	km/h	
1	61	Lukas Wenig	GER	M-Tec	Nintendo Team Scheider	11	51.615		8	88,928	
2	11	Dave Blom	NED	Parolin	Formula K Holland	10	51.771	0.156	0.156	7	88,660
3	27	Kaan Onder	TUR	Gillard	Borusan Otomotiv M/S	11	51.832	0.217	0.061	11	88,555
4	87	Matt Soloman	HKG	Kosmic	Paul Carr Racing	11	51.841	0.226	0.009	4	88,540
5	69	Alexis Araujo	ESP	Gillard	Protrain Racing	9	51.983	0.368	0.142	4	88,298
6	79	Pavel Srdinko	CZE	Birel	Gregor Racing	11	52.008	0.393	0.025	7	88,256
7	49	Patrik Pastorok	SVK	Birel	Gregor Racing	11	52.027	0.412	0.019	6	88,223
8	39	Finn Kooijman	NED	PDB Belgium	De Feyter	11	52.036	0.421	0.009	9	88,208
9	41	Francisco Mora	POR	Intrepid	Cabo Mundo	11	52.046	0.431	0.010	4	88,191
10	35	Eric Johansson	SWE	Alonso	Evolution Racing	11	52.094	0.479	0.048	11	88,110
11	95	Robin Buijs	NED	Birel	KSG	11	52.096	0.481	0.002	10	88,107
12	55	Petr Fulin	CZE	MS Kart	MS Kart Racing Team	8	52.114	0.499	0.018	3	88,076
13	91	Tomas Salva	CZE	MS Kart	MS Kart Racing Team	10	52.125	0.510	0.011	4	88,058
14	17	Ryo Hirooka	JPN	Intrepid	Intrepid Force Rotax	10	52.244	0.629	0.119	8	87,857
15	97	Sam Schippers	NED	Intrepid	Team TKP	10	52.285	0.670	0.041	8	87,788
16	93	Bartlomiej Mochnecki	POL	Intrepid	Wyrzykowski Motorsport	11	52.293	0.678	0.008	3	87,775
17	19	Vince Hercsik	HUN	Birel	Kalman Motorsport	11	52.307	0.692	0.014	7	87,751
18	45	Jan Jonck	DEN	Kosmic	PB Kart Race	11	52.352	0.737	0.045	10	87,676
19	59	Ralf Aron	EST	Kosmic	Aix Racing Team	11	52.402	0.787	0.050	11	87,592
20	57	Lennert van Bogaert	BEL	Sodi	Sodiracing.nl	11	52.443	0.828	0.041	11	87,524
21	77	Fazio Franssen	NED	CRG	CRG Holland	8	52.587	0.972	0.144	6	87,284
22	13	Jasper de Brouwer	NED	Alonso	Evolution Racing	6	52.934	1.319	0.347	3	86,712
23	63	Maximilian Weinzierl	AUT	Birel	Speedworld Academy	11	52.999	1.384	0.065	6	86,605
24	43	Pierre Auvray	FRA	FA Kart	DSS Kart	11	53.108	1.493	0.109	3	86,428
25	25	Jay Goodwin	GBR	Tonykart	Strawberry Racing					0	-

Timekeeping Ingrid and Meik Wagner:

Clerk of the course Nigel Edwards:

www.mylaps.com

Steward (Chairman) Olivier Steveny:

Chief Scrutineer Paul Klaassen:

Licensed to: Motorsport Events

Printed: 2011-05-27 10:57:50

posted at:

h



ROTAX Euro Challenge Wackersdorf/Germany

Rotax Juniors

Wackersdorf 1,275 Km

Non Qualifying Practice 1 odd numbers

2011-05-27 10:45

Practice (10:00 Time) started at 10:45:33

Lap	Lap Tm	Diff	Time of Day
(19) Vince Hercsik			
1	54.127	+1.820	10:47:23.349
2	52.483	+0.176	10:48:15.832
3	52.491	+0.184	10:49:08.323
4	52.895	+0.588	10:50:01.218
5	52.999	+0.692	10:50:54.217
6	52.837	+0.530	10:51:47.054
7	52.307		10:52:39.361
8	53.300	+0.993	10:53:32.661
9	53.754	+1.447	10:54:26.415
10	52.667	+0.360	10:55:19.082
11	52.564	+0.257	10:56:11.646

Lap	Lap Tm	Diff	Time of Day
(45) Jan Jonck			
1	52.782	+0.430	10:47:32.374
2	52.872	+0.520	10:48:25.246
3	53.311	+0.959	10:49:18.557
4	52.373	+0.021	10:50:10.930
5	52.482	+0.130	10:51:03.412
6	52.688	+0.336	10:51:56.100
7	52.627	+0.275	10:52:48.727
8	52.616	+0.264	10:53:41.343
9	52.569	+0.217	10:54:33.912
10	52.352		10:55:26.264
11	52.440	+0.088	10:56:18.704

Lap	Lap Tm	Diff	Time of Day
(59) Ralf Aron			
1	53.384	+0.982	10:47:27.400
2	53.335	+0.933	10:48:20.735
3	52.741	+0.339	10:49:13.476
4	52.664	+0.262	10:50:06.140
5	52.558	+0.156	10:50:58.698
6	52.433	+0.031	10:51:51.131
7	53.551	+1.149	10:52:44.682
8	52.455	+0.053	10:53:37.137
9	53.087	+0.685	10:54:30.224
10	52.558	+0.156	10:55:22.782
11	52.402		10:56:15.184

Lap	Lap Tm	Diff	Time of Day
(57) Lennert van Bogaert			
1	56.864	+4.421	10:47:25.168
2	53.590	+1.147	10:48:18.758
3	52.801	+0.358	10:49:11.559
4	52.786	+0.343	10:50:04.345
5	52.664	+0.221	10:50:57.009
6	52.660	+0.217	10:51:49.669
7	52.883	+0.440	10:52:42.552
8	52.558	+0.115	10:53:35.110
9	53.713	+1.270	10:54:28.823
10	52.709	+0.266	10:55:21.532
11	52.443		10:56:13.975

Lap	Lap Tm	Diff	Time of Day
(77) Fazio Franssen			
1	52.809	+0.222	10:47:20.309
2	52.695	+0.108	10:48:13.004
3	52.757	+0.170	10:49:05.761
4	52.905	+0.318	10:49:58.666
5	54.285	+1.698	10:50:52.951
6	52.587		10:51:45.538
7	52.695	+0.108	10:52:38.233
8	53.120	+0.533	10:53:31.353

Lap	Lap Tm	Diff	Time of Day
(13) Jasper de Brouwer			
1	3:25.486	+2:32.552	10:50:43.515
2	52.996	+0.062	10:51:36.511

Lap	Lap Tm	Diff	Time of Day
3	52.934		10:52:29.445
4	53.542	+0.608	10:53:22.987
5	53.750	+0.816	10:54:16.737
6	56.270	+3.336	10:55:13.007

Lap	Lap Tm	Diff	Time of Day
(63) Maximilian Weinzierl			
1	53.933	+0.934	10:47:30.702
2	53.572	+0.573	10:48:24.274
3	53.269	+0.270	10:49:17.543
4	53.304	+0.305	10:50:10.847
5	53.329	+0.330	10:51:04.176
6	52.999		10:51:57.175
7	53.019	+0.020	10:52:50.194
8	53.047	+0.048	10:53:43.241
9	53.048	+0.049	10:54:36.289
10	53.209	+0.210	10:55:29.498
11	53.290	+0.291	10:56:22.788

Lap	Lap Tm	Diff	Time of Day
(43) Pierre Auvray			
1	53.927	+0.819	10:47:32.306
2	53.479	+0.371	10:48:25.785
3	53.108		10:49:18.893
4	53.299	+0.191	10:50:12.192
5	53.255	+0.147	10:51:05.447
6	53.265	+0.157	10:51:58.712
7	53.272	+0.164	10:52:51.984
8	53.488	+0.380	10:53:45.472
9	53.539	+0.431	10:54:39.011
10	53.235	+0.127	10:55:32.246
11	53.814	+0.706	10:56:26.060

Lap	Lap Tm	Diff	Time of Day
3	52.934		10:52:29.445
4	53.542	+0.608	10:53:22.987
5	53.750	+0.816	10:54:16.737
6	56.270	+3.336	10:55:13.007





ROTAX Euro Challenge Wackersdorf/Germany

Rotax Juniors

Wackersdorf 1,275 Km

Non Qualifying Practice 2 even numbers

2011-05-27 12:00

Practice (10:00 Time) started at 12:00:01

Pos	No.	Name	Nat.	Chassis	Race Team	Laps	Best Tm	Diff	Gap In Lap	km/h	
1	6	Ukyo Sasahara	JPN	Kosmic	Paul Carr Racing	8	50.997		2	90,005	
2	36	Guust Specken	NED	Intrepid	Team TKP	11	51.290	0.293	0.293	10	89,491
3	86	Philip Morin	SWE	Kosmic	Paul Carr Racing	9	51.395	0.398	0.105	3	89,308
4	40	Janneau Esmeijer	NED	Intrepid	Team TKP	10	51.465	0.468	0.070	9	89,187
5	68	William Sward	SWE	Tonykart	Sodakart SE	11	51.511	0.514	0.046	10	89,107
6	14	Jordi van Moorsel	NED	Tonykart	Strawberry Racing	11	51.561	0.564	0.050	9	89,021
7	66	Randy Berglas	SUI	Mach 1	Mach 1 Motorsport	10	51.638	0.641	0.077	4	88,888
8	78	Lars Lamborelle	NED	Intrepid	Team TKP Intrepid	10	51.692	0.695	0.054	2	88,795
9	18	Alessandro Latif	GBR	Gillard	Protrain Racing	11	51.725	0.728	0.033	10	88,739
10	32	Martins Steinerts	LAT	MS Kart	Steinerts RT	11	51.736	0.739	0.011	3	88,720
11	52	Luka Kamali	GER	CRG	DMV Racing Team	10	51.752	0.755	0.016	8	88,692
12	84	Stefano Van Galen	NED	Expriit	Van Galen Racing	11	51.769	0.772	0.017	9	88,663
13	54	Thomas Preining	AUT	Gillard	VZ Racing	11	51.781	0.784	0.012	8	88,643
14	48	Waltteri Vaakanainen	FIN	Parolin	Formula K Belgium	11	51.816	0.819	0.035	10	88,583
15	30	Moritz Oberheim	GER	Energy	Jedi Racingteam	11	51.822	0.825	0.006	4	88,572
16	26	Jessica Backman	SWE	Tonykart	Strawberry Racing	10	51.886	0.889	0.064	8	88,463
17	4	Nathan Harrison	GBR	Tonykart	Strawberry Racing	11	51.902	0.905	0.016	9	88,436
18	62	Ferdinand Habsburg	AUT	Birel	Speedworld Academy	11	51.902	0.905		10	88,436
19	58	Gavin Jonk	NED	Gillard	VZ Racing	11	51.906	0.909	0.004	3	88,429
20	80	Tobias Holm	DEN	Maddox	Maddox Racing	11	51.910	0.913	0.004	6	88,422
21	70	Mathias Kristensen	DEN	Maddox	Maddox Racing	11	51.941	0.944	0.031	10	88,369
22	20	Jordan Pepper	RSA	Birel	Kalman Motorsport	11	51.959	0.962	0.018	5	88,339
23	96	Fabian Eisinger	GER	Intrepid	VPD Team Germany	11	52.009	1.012	0.050	11	88,254
24	16	Alexander Weiss	DEN	Bremer	RBR Kart Team	10	52.023	1.026	0.014	9	88,230
25	34	Mikkel Bang Johnsen	DEN	Haase	DMT Racing.DK	11	52.085	1.088	0.062	7	88,125
26	22	Fred Alliksaar	EST	Tonykart	Max Racing	10	52.143	1.146	0.058	7	88,027
27	92	Sven van der Slik	NED	Tonykart		11	52.176	1.179	0.033	3	87,971
28	50	Shayur Harpal	RSA	Birel	Kalman Motorsport	10	52.201	1.204	0.025	8	87,929
29	28	Jan Filip	CZE	Marenello	Hagemann Racing	11	52.253	1.256	0.052	11	87,842
30	38	Tonni Larsen	DEN	First Kart	First Kart s.r.l	10	52.413	1.416	0.160	9	87,574
31	64	Peter Huber	AUT	Birel	Speedworld Academy	11	52.423	1.426	0.010	10	87,557
32	94	Mitja Chebulj	SLO	Intrepid	AKK Sportstil	10	53.635	2.638	1.212	8	85,578



ROTAX Euro Challenge Wackersdorf/Germany

Rotax Juniors

Wackersdorf 1,275 Km

Non Qualifying Practice 2 even numbers

2011-05-27 12:00

Practice started at 12:00:12

Lap	Lap Tm	Diff	Time of Day
6	55.633	+1.998	12:06:33.131
7	53.875	+0.240	12:07:27.006
8	53.635		12:08:20.641
9	53.905	+0.270	12:09:14.546
10	53.757	+0.122	12:10:08.303

Lap	Lap Tm	Diff	Time of Day
-----	--------	------	-------------

Lap	Lap Tm	Diff	Time of Day
-----	--------	------	-------------



ROTAX Euro Challenge Wackersdorf/Germany

Rotax Juniors Wackersdorf 1,275 Km

Non Qualifying Practice 2 odd numbers 2011-05-27 12:15

Practice (10:00 Time) started at 12:15:03

Pos	No.	Name	Nat.	Chassis	Race Team	Laps	Best Tm	Diff	Gap In Lap	km/h
1	11	Dave Blom	NED	Parolin	Formula K Holland	6	50.859		4	90,250
2	39	Finn Kooijman	NED	PDB Belgium	De Feyter	10	51.212	0.353	0.353	5 89,627
3	61	Lukas Wenig	GER	M-Tec	Nintendo Team Scheider	11	51.219	0.360	0.007	4 89,615
4	97	Sam Schippers	NED	Intrepid	Team TKP	8	51.327	0.468	0.108	5 89,427
5	87	Matt Soloman	HKG	Kosmic	Paul Carr Racing	11	51.378	0.519	0.051	11 89,338
6	69	Alexis Araujo	ESP	Gillard	Protrain Racing	11	51.438	0.579	0.060	3 89,234
7	17	Ryo Hirooka	JPN	Intrepid	Intrepid Force Rotax	11	51.440	0.581	0.002	5 89,230
8	27	Kaan Onder	TUR	Gillard	Borusan Otomotiv M/S	11	51.443	0.584	0.003	4 89,225
9	95	Robin Buijs	NED	Birel	KSG	11	51.460	0.601	0.017	6 89,195
10	49	Patrik Pastorok	SVK	Birel	Gregor Racing	11	51.505	0.646	0.045	3 89,118
11	35	Eric Johansson	SWE	Alonso	Evolution Racing	11	51.515	0.656	0.010	3 89,100
12	41	Francisco Mora	POR	FA Kart	Cabo Mundo	9	51.541	0.682	0.026	8 89,055
13	79	Pavel Srdinko	CZE	Birel	Gregor Racing	11	51.547	0.688	0.006	6 89,045
14	57	Lennert van Bogaert	BEL	Sodi	Sodiracing.nl	11	51.600	0.741	0.053	6 88,953
15	19	Vince Hercsik	HUN	Birel	Kalman Motorsport	11	51.730	0.871	0.130	9 88,730
16	45	Jan Jonck	DEN	Kosmic	PB Kart Race	11	51.749	0.890	0.019	5 88,697
17	25	Jay Goodwin	GBR	Tonykart	Strawberry Racing	11	51.751	0.892	0.002	7 88,694
18	59	Ralf Aron	EST	Kosmic	Aix Racing Team	11	51.812	0.953	0.061	9 88,590
19	55	Petr Fulin	CZE	MS Kart	MS Kart Racing Team	8	51.883	1.024	0.071	5 88,468
20	43	Pierre Auvray	FRA	FA Kart	DSS Kart	11	51.932	1.073	0.049	6 88,385
21	91	Tomas Salva	CZE	MS Kart	MS Kart Racing Team	11	51.942	1.083	0.010	7 88,368
22	13	Jasper de Brouwer	NED	Alonso	Evolution Racing	9	51.947	1.088	0.005	7 88,359
23	93	Bartłomiej Mochnecki	POL	CRG	Wyrzykowski Motorsport	11	52.014	1.155	0.067	4 88,245
24	63	Maximilian Weinzierl	AUT	Birel	Speedworld Academy	10	52.868	2.009	0.854	7 86,820

Timekeeping Ingrid and Meik Wagner:



Clerk of the course Nigel Edwards:

Steward (Chairman) Olivier Steveny:

Chief Scrutineer Paul Klaassen:

www.mylaps.com
Licensed to: Motorsport Events



ROTAX Euro Challenge Wackersdorf/Germany

Rotax Juniors

Wackersdorf 1,275 Km

Non Qualifying Practice 2 odd numbers

2011-05-27 12:15

Practice (10:00 Time) started at 12:15:01

Lap	Lap Tm	Diff	Time of Day
(25) Jay Goodwin			
1	52.628	+0.877	12:16:55.710
2	51.898	+0.147	12:17:47.608
3	51.924	+0.173	12:18:39.532
4	51.898	+0.147	12:19:31.430
5	51.843	+0.092	12:20:23.273
6	51.962	+0.211	12:21:15.235
7	51.751		12:22:06.986
8	52.030	+0.279	12:22:59.016
9	52.097	+0.346	12:23:51.113
10	52.566	+0.815	12:24:43.679
11	51.942	+0.191	12:25:35.621

(59) Ralf Aron			
1	53.087	+1.275	12:16:54.542
2	52.399	+0.587	12:17:46.941
3	52.191	+0.379	12:18:39.132
4	52.566	+0.754	12:19:31.698
5	52.480	+0.668	12:20:24.178
6	51.862	+0.050	12:21:16.040
7	52.189	+0.377	12:22:08.229
8	51.970	+0.158	12:23:00.199
9	51.812		12:23:52.011
10	52.458	+0.646	12:24:44.469
11	52.497	+0.685	12:25:36.966

(55) Petr Fulin			
1	52.478	+0.595	12:17:32.059
2	52.153	+0.270	12:18:24.212
3	52.073	+0.190	12:19:16.285
4	52.471	+0.588	12:20:08.756
5	51.883		12:21:00.639
6	51.975	+0.092	12:21:52.614
7	52.365	+0.482	12:22:44.979
8	54.348	+2.465	12:23:39.327

(43) Pierre Auvray			
1	52.294	+0.362	12:17:00.112
2	52.212	+0.280	12:17:52.324
3	52.424	+0.492	12:18:44.748
4	52.217	+0.285	12:19:36.965
5	52.012	+0.080	12:20:28.977
6	51.932		12:21:20.909
7	52.102	+0.170	12:22:13.011
8	52.513	+0.581	12:23:05.524
9	52.127	+0.195	12:23:57.651
10	52.054	+0.122	12:24:49.705
11	52.527	+0.595	12:25:42.232

(91) Tomas Salva			
1	52.503	+0.561	12:16:57.951
2	52.269	+0.327	12:17:50.220
3	51.964	+0.022	12:18:42.184
4	52.084	+0.142	12:19:34.268
5	52.035	+0.093	12:20:26.303
6	52.089	+0.147	12:21:18.392
7	51.942		12:22:10.334
8	52.057	+0.115	12:23:02.391
9	52.110	+0.168	12:23:54.501
10	51.988	+0.046	12:24:46.489
11	51.978	+0.036	12:25:38.467

(13) Jasper de Brouwer			
1	53.236	+1.289	12:16:53.975
2	52.284	+0.337	12:17:46.259
3	52.339	+0.392	12:18:38.598

Lap	Lap Tm	Diff	Time of Day
4	53.475	+1.528	12:19:32.073
5	2:27.441	+1:35.494	12:21:59.514
6	51.978	+0.031	12:22:51.492
7	51.947		12:23:43.439
8	52.160	+0.213	12:24:35.599
9	52.223	+0.276	12:25:27.822

(93) Bartlomiej Mochnacki			
1	53.154	+1.140	12:16:52.602
2	52.804	+0.790	12:17:45.406
3	52.033	+0.019	12:18:37.439
4	52.014		12:19:29.453
5	52.252	+0.238	12:20:21.705
6	52.291	+0.277	12:21:13.996
7	52.200	+0.186	12:22:06.196
8	52.241	+0.227	12:22:58.437
9	52.025	+0.011	12:23:50.462
10	53.722	+1.708	12:24:44.184
11	52.147	+0.133	12:25:36.331

(63) Maximilian Weinzierl			
1	52.879	+0.011	12:17:13.673
2	53.417	+0.549	12:18:07.090
3	53.240	+0.372	12:19:00.330
4	53.009	+0.141	12:19:53.339
5	53.668	+0.800	12:20:47.007
6	53.024	+0.156	12:21:40.031
7	52.868		12:22:32.899
8	53.268	+0.400	12:23:26.167
9	53.339	+0.471	12:24:19.506
10	53.056	+0.188	12:25:12.562

Lap	Lap Tm	Diff	Time of Day
-----	--------	------	-------------





ROTAX Euro Challenge Wackersdorf/Germany

Rotax Juniors

Wackersdorf 1,275 Km

Qualifying Practice group J1

2011-05-27 15:30

Qualifying (15:00 Time) started at 15:30:01

Pos	No.	Name	Nat.	Chassis	Race Team	Laps	Best Tm	Diff	Gap In Lap	km/h
1	69	Alexis Araujo	ESP	Gillard	Protrain Racing	9	58.932			
2	36	Guust Specken	NED	Intrepid	Team TKP	7	59.351	0.419	0.419	
3	18	Alessandro Latif	GBR	Gillard	Protrain Racing	8	59.463	0.531	0.112	
4	92	Sven van der Slik	NED	Tonykart		8	59.557	0.625	0.094	
5	59	Ralf Aron	EST	Kosmic	Aix Racing Team	2	59.649	0.717	0.092	
6	68	William Sward	SWE	Tonykart	Sodakart SE	8	59.866	0.934	0.217	
7	55	Petr Fulin	CZE	MS Kart	MS Kart Racing Team	9	1:00.294	1.362	0.428	
8	50	Shayur Harpal	RSA	Birel	Kalman Motorsport	7	1:00.311	1.379	0.017	
9	14	Jordi van Moorsel	NED	Tonykart	Strawberry Racing	5	1:00.336	1.404	0.025	
10	27	Kaan Onder	TUR	Gillard	Borusan Otomotiv M/S	8	1:00.363	1.431	0.027	
11	87	Matt Soloman	HKG	Kosmic	Paul Carr Racing	7	1:00.597	1.665	0.234	
12	11	Dave Blom	NED	Parolin	Formula K Holland	6	1:00.647	1.715	0.050	
13	6	Ukyo Sasahara	JPN	Kosmic	Paul Carr Racing	9	1:00.668	1.736	0.021	
14	25	Jay Goodwin	GBR	Tonykart	Strawberry Racing	9	1:00.672	1.740	0.004	
15	35	Eric Johansson	SWE	Alonso	Evolution Racing	11	1:00.715	1.783	0.043	
16	86	Philip Morin	SWE	Kosmic	Paul Carr Racing	8	1:00.725	1.793	0.010	
17	39	Finn Kooijman	NED	PDB Belgium	De Feyter	8	1:01.299	2.367	0.574	
18	26	Jessica Backman	SWE	Tonykart	Strawberry Racing	7	1:01.532	2.600	0.233	
19	58	Gavin Jonk	NED	Gillard	VZ Racing	9	1:01.727	2.795	0.195	
20	52	Luka Kamali	GER	CRG	DMV Racing Team	10	1:01.740	2.808	0.013	
21	48	Waltteri Vaakanainen	FIN	Parolin	Formula K Belgium	9	1:01.773	2.841	0.033	
22	4	Nathan Harrison	GBR	Tonykart	Strawberry Racing	9	1:01.901	2.969	0.128	
23	62	Ferdinand Habsburg	AUT	Birel	Speedworld Academy	2	1:02.297	3.365	0.396	
24	91	Tomas Salva	CZE	MS Kart	MS Kart Racing Team	2	1:02.413	3.481	0.116	
25	16	Alexander Weiss	DEN	Bremer	RBR Kart Team	10	1:02.525	3.593	0.112	
26	84	Stefano Van Galen	NED	Exprit	Van Galen Racing	9	1:02.914	3.982	0.389	
27	45	Jan Jonck	DEN	Kosmic	PB Kart Race	9	1:02.966	4.034	0.052	
28	95	Robin Buijs	NED	Birel	KSG	7	1:03.649	4.717	0.683	
29	40	Janneau Esmeijer	NED	Intrepid	Team TKP	6	1:05.638	6.706	1.989	

Announcements

These results are provisional until the conclusion of any judicial and technical matters

Timekeeping Ingrid and Meik Wagner:



Clerk of the course Nigel Edwards:

www.mylaps.com

Steward (Chairman) Olivier Steveny:

Chief Scrutineer Paul Klaassen:

Licensed to: Motorsport Events



ROTAX Euro Challenge Wackersdorf/Germany

Rotax Juniors

Wackersdorf 1,275 Km

Qualifying Practice group J1

2011-05-27 15:30

Qualifying (15:00 Time) started at 15:30:00

Lap	Lap Tm	Diff	Time of Day
2	1:01.773		15:33:31.830
3	1:02.481	+0.708	15:34:34.311
4	1:08.729	+6.956	15:35:43.040
5	1:18.184	+16.411	15:37:01.224
6	1:21.910	+20.137	15:38:23.134
7	1:26.540	+24.767	15:39:49.674
8	1:24.756	+22.983	15:41:14.430
9	1:26.211	+24.438	15:42:40.641
(4) Nathan Harrison			
1	1:07.213	+5.312	15:32:28.149
2	1:01.901		15:33:30.050
3	1:01.903	+0.002	15:34:31.953
4	1:08.222	+6.321	15:35:40.175
5	1:17.880	+15.979	15:36:58.055
6	1:21.227	+19.326	15:38:19.282
7	1:27.547	+25.646	15:39:46.829
8	1:23.625	+21.724	15:41:10.454
9	1:26.486	+24.585	15:42:36.940
(62) Ferdinand Habsburg			
1	1:08.225	+5.928	15:32:26.388
2	1:02.297		15:33:28.685
(91) Tomas Salva			
1	1:07.161	+4.748	15:32:30.419
2	1:02.413		15:33:32.832
(16) Alexander Weiss			
1	1:05.703	+3.178	15:32:21.551
2	1:04.848	+2.323	15:33:26.399
3	1:02.525		15:34:28.924
4	1:05.970	+3.445	15:35:34.894
5	1:13.387	+10.862	15:36:48.281
6	1:16.664	+14.139	15:38:04.945
7	1:23.210	+20.685	15:39:28.155
8	1:23.130	+20.605	15:40:51.285
9	1:23.103	+20.578	15:42:14.388
10	1:29.805	+27.280	15:43:44.193
(84) Stefano Van Galen			
1	1:08.074	+5.160	15:32:27.542
2	1:02.914		15:33:30.456
3	1:04.430	+1.516	15:34:34.886
4	1:08.711	+5.797	15:35:43.597
5	1:17.426	+14.512	15:37:01.023
6	1:24.349	+21.435	15:38:25.372
7	1:25.219	+22.305	15:39:50.591
8	1:24.926	+22.012	15:41:15.517
9	1:27.484	+24.570	15:42:43.001
(45) Jan Jonck			
1	1:06.567	+3.601	15:32:35.017
2	1:04.458	+1.492	15:33:39.475
3	1:02.966		15:34:42.441
4	1:06.931	+3.965	15:35:49.372
5	1:15.592	+12.626	15:37:04.964
6	1:24.101	+21.135	15:38:29.065
7	1:28.039	+25.073	15:39:57.104
8	1:28.614	+25.648	15:41:25.718
9	1:39.155	+36.189	15:43:04.873
(95) Robin Buijs			
1	1:09.187	+5.538	15:32:29.796
2	1:03.649		15:33:33.445
3	1:06.386	+2.737	15:34:39.831

Lap	Lap Tm	Diff	Time of Day
4	1:08.596	+4.947	15:35:48.427
5	1:21.831	+18.182	15:37:10.258
6	1:20.620	+16.971	15:38:30.878
7	1:29.905	+26.256	15:40:00.783
(40) Janneau Esmeijer			
1	1:09.095	+3.457	15:32:27.742
2	1:05.638		15:33:33.380
3	1:10.808	+5.170	15:34:44.188
4	1:05.852	+0.214	15:35:50.040
5	1:24.899	+19.261	15:37:14.939
6	1:17.119	+11.481	15:38:32.058

Lap	Lap Tm	Diff	Time of Day
-----	--------	------	-------------

Timekeeping Ingrid and Meik Wagner:



Clerk of the course Nigel Edwards:

Steward (Chairman) Olivier Steveny:

Chief Scrutineer Paul Klaassen:

www.mylaps.com
Licensed to: Motorsport Events



ROTAX Euro Challenge Wackersdorf/Germany

Rotax Juniors Wackersdorf 1,275 Km

Qualifying Practice group J2 2011-05-27 16:00

Qualifying (15:00 Time) started at 16:00:00


Pos	No.	Name	Nat.	Chassis	Race Team	Laps	Best Tm	Diff	Gap In Lap	km/h
1	30	Moritz Oberheim	GER	Energy	Jedi Racingteam	10	1:16.272		7	60,179
2	80	Tobias Holm	DEN	Maddox	Maddox Racing	11	1:17.291	1.019	1.019	59,386
3	96	Fabian Eisinger	GER	Intrepid	VPD Team Germany	11	1:17.760	1.488	0.469	59,028
4	20	Jordan Pepper	RSA	Birel	Kalman Motorsport	10	1:17.920	1.648	0.160	58,907
5	13	Jasper de Brouwer	NED	Alonso	Evolution Racing	10	1:18.014	1.742	0.094	58,836
6	97	Sam Schippers	NED	Intrepid	Team TKP	8	1:18.162	1.890	0.148	58,724
7	22	Fred Alliksaar	EST	Tonykart	Max Racing	5	1:18.320	2.048	0.158	58,606
8	70	Mathias Kristensen	DEN	Maddox	Maddox Racing	10	1:19.060	2.788	0.740	58,057
9	57	Lennert van Bogaert	BEL	Sodi	Sodiracing.nl	9	1:19.094	2.822	0.034	58,032
10	19	Vince Hercsik	HUN	Birel	Kalman Motorsport	9	1:20.704	4.432	1.610	56,875
11	64	Peter Huber	AUT	Birel	Speedworld Academy	6	1:21.392	5.120	0.688	56,394
12	43	Pierre Auvray	FRA	FA Kart	DSS Kart	10	1:21.594	5.322	0.202	56,254
13	93	Bartlomiej Mochnecki	POL	CRG	Wyrzykowski Motorsport	4	1:22.295	6.023	0.701	55,775
14	28	Jan Filip	CZE	Marenello	Hagemann Racing	6	1:23.251	6.979	0.956	55,134
15	17	Ryo Hirooka	JPN	Intrepid	Intrepid Force Rotax	2	1:26.784	10.512	3.533	52,890

Not classified

DQ	32	Martins Steinerts	LAT	MS Kart	Steinerts RT	7	1:16.990		6	59,618
DQ	61	Lukas Wenig	GER	M-Tec	Nintendo Team Scheider	11	1:17.880		10	58,937
DQ	79	Pavel Srdinko	CZE	Birel	Gregor Racing	10	1:17.967		8	58,871
DQ	66	Randy Berglas	SUI	Mach 1	Mach 1 Motorsport	10	1:18.043		8	58,814
DQ	63	Maximilian Weinzierl	AUT	Birel	Speedworld Academy	11	1:18.349		9	58,584
DQ	34	Mikkel Bang Johnsen	DEN	Haase	DMT Racing.DK	10	1:18.354		8	58,580
DQ	38	Tonni Larsen	DEN	First Kart	First Kart s.r.l	10	1:19.069		7	58,051
DQ	54	Thomas Preining	AUT	Gillard	VZ Racing	10	1:19.275		10	57,900
DQ	78	Lars Lamborelle	NED	Intrepid	Team TKP Intrepid	9	1:21.305		5	56,454
DQ	94	Mitja Chebulj	SLO	Intrepid	AKK Sportstil	5	1:21.571		5	56,270
DQ	41	Francisco Mora	POR	FA Kart	Cabo Mundo	9	1:23.132		7	55,213
DNS	49	Patrik Pastorok	SVK	Birel	Gregor Racing				0	-
DNS	77	Fazio Franssen	NED	CRG	CRG Holland				0	-

Announcements

These results are provisional until the conclusion of any judicial and technical matters
 No. 32+34+38+79+54+78+41+66+94+63+61 excluded from Qualifying / reason technical non conformity

Timekeeping Ingrid and Meik Wagner:  Clerk of the course Nigel Edwards: www.mylaps.com
 Steward (Chairman) Olivier Steveny: Chief Scrutineer Paul Klaassen: Licensed to: Motorsport Events
 Printed: 2011-05-27 18:36:30 posted at: h



ROTAX Euro Challenge Wackersdorf/Germany

Rotax Juniors

Wackersdorf 1,275 Km

Qualifying Practice group J2

2011-05-27 16:00

Qualifying (15:00 Time) started at 16:00:00

Lap	Lap Tm	Diff	Time of Day
(63) Maximilian Weinzierl			
1	1:21.903	+3.554	16:02:53.109
2	1:20.364	+2.015	16:04:13.473
3	1:20.597	+2.248	16:05:34.070
4	1:19.908	+1.559	16:06:53.978
5	1:20.057	+1.708	16:08:14.035
6	1:19.102	+0.753	16:09:33.137
7	1:20.661	+2.312	16:10:53.798
8	1:18.554	+0.205	16:12:12.352
9	1:18.349		16:13:30.701
10	1:18.418	+0.069	16:14:49.119
11	1:18.702	+0.353	16:16:07.821

(34) Mikkel Bang Johnsen			
1	1:19.937	+1.583	16:03:30.236
2	1:19.839	+1.485	16:04:50.075
3	1:18.765	+0.411	16:06:08.840
4	1:18.808	+0.454	16:07:27.648
5	1:18.938	+0.584	16:08:46.586
6	1:18.453	+0.099	16:10:05.039
7	1:18.745	+0.391	16:11:23.784
8	1:18.354		16:12:42.138
9	1:18.734	+0.380	16:14:00.872
10	1:22.111	+3.757	16:15:22.983

(38) Tonni Larsen			
1	1:19.454	+0.385	16:02:55.591
2	1:26.085	+7.016	16:04:21.676
3	1:25.857	+6.788	16:05:47.533
4	1:19.102	+0.033	16:07:06.635
5	1:22.608	+3.539	16:08:29.243
6	1:26.306	+7.237	16:09:55.549
7	1:19.069		16:11:14.618
8	1:19.229	+0.160	16:12:33.847
9	1:19.131	+0.062	16:13:52.978
10	1:19.973	+0.904	16:15:12.951

(54) Thomas Preining			
1	1:26.453	+7.178	16:02:57.541
2	1:20.891	+1.616	16:04:18.432
3	1:20.965	+1.690	16:05:39.397
4	1:20.597	+1.322	16:06:59.994
5	1:21.652	+2.377	16:08:21.646
6	1:20.752	+1.477	16:09:42.398
7	1:27.956	+8.681	16:11:10.354
8	1:20.592	+1.317	16:12:30.946
9	1:19.960	+0.685	16:13:50.906
10	1:19.275		16:15:10.181

(78) Lars Lamborelle			
1	1:22.376	+1.071	16:02:58.372
2	1:54.872	+33.567	16:04:53.244
3	1:22.414	+1.109	16:06:15.658
4	2:07.172	+45.867	16:08:22.830
5	1:21.305		16:09:44.135
6	1:23.050	+1.745	16:11:07.185
7	1:21.818	+0.513	16:12:29.003
8	1:26.763	+5.458	16:13:55.766
9	1:21.921	+0.616	16:15:17.687

(94) Mitja Chebulj			
1	1:33.283	+11.712	16:03:11.347
2	1:45.636	+24.065	16:04:56.983
3	1:28.001	+6.430	16:06:24.984
4	1:23.256	+1.685	16:07:48.240
5	1:21.571		16:09:09.811

Lap	Lap Tm	Diff	Time of Day
(41) Francisco Mora			
1	1:25.932	+2.800	16:04:38.743
2	1:26.042	+2.910	16:06:04.785
3	1:25.259	+2.127	16:07:30.044
4	1:36.467	+13.335	16:09:06.511
5	1:25.655	+2.523	16:10:32.166
6	1:32.802	+9.670	16:12:04.968
7	1:23.132		16:13:28.100
8	1:25.212	+2.080	16:14:53.312
9	1:40.998	+17.866	16:16:34.310

Lap	Lap Tm	Diff	Time of Day
-----	--------	------	-------------

Timekeeping Ingrid and Meik Wagner:



Clerk of the course Nigel Edwards:

Steward (Chairman) Olivier Steveny:

Chief Scrutineer Paul Klaassen:

www.mylaps.com
Licensed to: Motorsport Events



Rotax Max Euro Challenge 2011

Rotax Max Juniors

Wackersdorf / Germany

Total Result Qualifying (101% rule) Fast Group / Slow Group

Pos.	No.	Firstname	Lastname	Nat.	Chassis	Race Team	Best Time	Group	Pos. in Group
1	69	Alexis	Araujo	ESP	Gillard	Protrain Racing	58.932	Fast Group	1
2	30	Moritz	Oberheim	GER	Energy	Jedi Racingteam	1:16.272	Slow Group	1
3	36	Guust	Specken	NED	Intrepid	Team TKP	59.351	Fast Group	2
4	80	Tobias	Holm	DEN	Maddox	Maddox Racing	1:17.291	Slow Group	2
5	18	Alessandro	Latif	GBR	Gillard	Protrain Racing	59.463	Fast Group	3
6	96	Fabian	Eisinger	GER	Intrepid	VPD Team Germany	1:17.760	Slow Group	3
7	92	Sven	van der Slik	NED	Tonykart		59.557	Fast Group	4
8	20	Jordan	Pepper	RSA	Birel	Kalman Motorsport	1:17.920	Slow Group	4
9	59	Ralf	Aron	EST	Kosmic	Aix Racing Team	59.649	Fast Group	5
10	13	Jasper	de Brouwer	NED	Alonso	Evolution Racing	1:18.014	Slow Group	5
11	68	William	Sward	SWE	Tonykart	Sodakart SE	59.866	Fast Group	6
12	97	Sam	Schippers	NED	Intrepid	Team TKP	1:18.162	Slow Group	6
13	55	Petr	Fulin	CZE	MS Kart	MS Kart Racing Team	1:00.294	Fast Group	7
14	22	Fred	Alliksaar	EST	Tonykart	Max Racing	1:18.320	Slow Group	7
15	50	Shayur	Harpal	RSA	Birel	Kalman Motorsport	1:00.311	Fast Group	8
16	70	Mathias	Kristensen	DEN	Maddox	Maddox Racing	1:19.060	Slow Group	8
17	14	Jordi	van Moorsel	NED	Tonykart	Strawberry Racing	1:00.336	Fast Group	9
18	57	Lennert	van Bogaert	BEL	Sodi	Sodiracing.nl	1:19.094	Slow Group	9
19	27	Kaan	Onder	TUR	Gillard	Borusan Otomotiv M/S	1:00.363	Fast Group	10
20	19	Vince	Hercsik	HUN	Birel	Kalman Motorsport	1:20.704	Slow Group	10
21	87	Matt	Soloman	HKG	Kosmic	Paul Carr Racing	1:00.597	Fast Group	11
22	64	Peter	Huber	AUT	Birel	Speedworld Academy	1:21.392	Slow Group	11
23	11	Dave	Blom	NED	Parolin	Formula K Holland	1:00.647	Fast Group	12
24	43	Pierre	Auvray	FRA	FA Kart	DSS Kart	1:21.594	Slow Group	12
25	6	Ukyo	Sasahara	JPN	Kosmic	Paul Carr Racing	1:00.668	Fast Group	13
26	93	Bartlomiej	Mochnacki	POL	CRG	Wyrzykowski Motorsport	1:22.295	Slow Group	13
27	25	Jay	Goodwin	GBR	Tonykart	Strawberry Racing	1:00.672	Fast Group	14
28	28	Jan	Filip	CZE	Marenello	Hagemann Racing	1:23.251	Slow Group	14
29	35	Eric	Johansson	SWE	Alonso	Evolution Racing	1:00.715	Fast Group	15
30	17	Ryo	Hirooka	JPN	Intrepid	Intrepid Force Rotax	1:26.784	Slow Group	15
31	86	Philip	Morin	SWE	Kosmic	Paul Carr Racing	1:00.725	Fast Group	16
32	39	Finn	Kooijman	NED	PDB Belgium	De Feyter	1:01.299	Fast Group	17
33	26	Jessica	Backman	SWE	Tonykart	Strawberry Racing	1:01.532	Fast Group	18
34	58	Gavin	Jonk	NED	Gillard	VZ Racing	1:01.727	Fast Group	19
35	52	Luka	Kamali	GER	CRG	DMV Racing Team	1:01.740	Fast Group	20
36	48	Waltheri	Vaakanainen	FIN	Parolin	Formula K Belgium	1:01.773	Fast Group	21
37	4	Nathan	Harrison	GBR	Tonykart	Strawberry Racing	1:01.901	Fast Group	22
38	62	Ferdinand	Habsburg	AUT	Birel	Speedworld Academy	1:02.297	Fast Group	23
39	91	Tomas	Salva	CZE	MS Kart	MS Kart Racing Team	1:02.413	Fast Group	24
40	16	Alexander	Weiss	DEN	Bremer	RBR Kart Team	1:02.525	Fast Group	25
41	84	Stefano	Van Galen	NED	Expit	Van Galen Racing	1:02.914	Fast Group	26
42	45	Jan	Jonck	DEN	Kosmic	PB Kart Race	1:02.966	Fast Group	27
43	95	Robin	Buijs	NED	Birel	KSG	1:03.649	Fast Group	28
44	40	Janneau	Esmeijer	NED	Intrepid	Team TKP	1:05.638	Fast Group	29
45	32	Martins	Steinerts	LAT	MS Kart	Steinerts RT	1:16.990	Slow Group	DQ

Announcements:

 These results are provisional until the conclusion of any judicial and technical matters

Clerk of the course Nigel Edwards:

Stewards (Chairman) Olivier Steveny:

Timekeeping Ingrid and Meik Wagner:

Scrutineer Paul Klaassen:

Printed: 27-05-2011 18:51

Posted at: h



Rotax Max Euro Challenge 2011

Rotax Max Juniors

Wackersdorf / Germany

Total Result Qualifying (101% rule) Fast Group / Slow Group

Pos.	No.	Firstname	Lastname	Nat.	Chassis	Race Team	Best Time	Group	Pos. in Group
46	61	Lukas	Wenig	GER	M-Tec	Nintendo Team Scheider	1:17.880	Slow Group	DQ
47	79	Pavel	Srdinko	CZE	Birel	Gregor Racing	1:17.967	Slow Group	DQ
48	66	Randy	Berglas	SUI	Mach 1	Mach 1 Motorsport	1:18.043	Slow Group	DQ
49	63	Maximilian	Weinzierl	AUT	Birel	Speedworld Academy	1:18.349	Slow Group	DQ
50	34	Mikkel Bang	Johnsen	DEN	Haase	DMT Racing.DK	1:18.354	Slow Group	DQ
51	38	Tonni	Larsen	DEN	First Kart	First Kart s.r.l	1:19.069	Slow Group	DQ
52	54	Thomas	Preining	AUT	Gillard	VZ Racing	1:19.275	Slow Group	DQ
53	78	Lars	Lamborelle	NED	Intrepid	Team TKP Intrepid	1:21.305	Slow Group	DQ
54	94	Mitja	Chebulj	SLO	Intrepid	AKK Sportstil	1:21.571	Slow Group	DQ
55	41	Francisco	Mora	POR	FA Kart	Cabo Mundo	1:23.132	Slow Group	DQ
56	49	Patrik	Pastorok	SVK	Birel	Gregor Racing		Slow Group	DNS
57	77	Fazio	Franssen	NED	CRG	CRG Holland		Slow Group	DNS

Announcements:

----- These results are provisional until the conclusion of any judicial and technical matters -----

Clerk of the course Nigel Edwards:

Stewards (Chairman) Olivier Steveny:

Timekeeping Ingrid and Meik Wagner:

Scrutineer Paul Klaassen:

Printed: 27-05-2011 18:51

Posted at: h

Heat organization
Rotax Max Euro Challenge 2011
Wackersdorf / Germany
Rotax Max Juniors Group A

Group	Pos	No.	First Name	Lastname	Class	Best Time
Group A	1	69	Alexis	Araujo	Rotax Max Juniors	58.932
Group A	5	18	Alessandro	Latif	Rotax Max Juniors	59.463
Group A	9	59	Ralf	Aron	Rotax Max Juniors	59.649
Group A	13	55	Petr	Fulin	Rotax Max Juniors	1:00.294
Group A	17	14	Jordi	van Moorsel	Rotax Max Juniors	1:00.336
Group A	21	87	Matt	Soloman	Rotax Max Juniors	1:00.597
Group A	25	6	Ukyo	Sasahara	Rotax Max Juniors	1:00.668
Group A	29	35	Eric	Johansson	Rotax Max Juniors	1:00.715
Group A	33	26	Jessica	Backman	Rotax Max Juniors	1:01.532
Group A	37	4	Nathan	Harrison	Rotax Max Juniors	1:01.901
Group A	41	84	Stefano	Van Galen	Rotax Max Juniors	1:02.914
Group A	45	32	Martins	Steinerts	Rotax Max Juniors	1:16.990
Group A	49	63	Maximilian	Weinzierl	Rotax Max Juniors	1:18.349
Group A	53	78	Lars	Lamborelle	Rotax Max Juniors	1:21.305
Group A	57	77	Fazio	Franssen	Rotax Max Juniors	0



Clerk of the course Nigel Edwards:

Stewards (Chairman) Olivier Steveny:

Scrutineer Paul Klaassen:

Timekeeping Ingrid and Meik Wagner:

Printed: 27-05-2011 19:06

Posted at: h

Heat organization
Rotax Max Euro Challenge 2011
Wackersdorf / Germany
Rotax Max Juniors Group B

Group	Pos	No.	Firstname	Lastname	Class	Best Time
Group B	2	30	Moritz	Oberheim	Rotax Max Juniors	1:16.272
Group B	6	96	Fabian	Eisinger	Rotax Max Juniors	1:17.760
Group B	10	13	Jasper	de Brouwer	Rotax Max Juniors	1:18.014
Group B	14	22	Fred	Alliksaar	Rotax Max Juniors	1:18.320
Group B	18	57	Lennert	van Bogaert	Rotax Max Juniors	1:19.094
Group B	22	64	Peter	Huber	Rotax Max Juniors	1:21.392
Group B	26	93	Bartlomiej	Mochnacki	Rotax Max Juniors	1:22.295
Group B	30	17	Ryo	Hirooka	Rotax Max Juniors	1:26.784
Group B	34	58	Gavin	Jonk	Rotax Max Juniors	1:01.727
Group B	38	62	Ferdinand	Habsburg	Rotax Max Juniors	1:02.297
Group B	42	45	Jan	Jonck	Rotax Max Juniors	1:02.966
Group B	46	61	Lukas	Wenig	Rotax Max Juniors	1:17.880
Group B	50	34	Mikkel Bang	Johnsen	Rotax Max Juniors	1:18.354
Group B	54	94	Mitja	Chebulj	Rotax Max Juniors	1:21.571



Clerk of the course Nigel Edwards:

Stewards (Chairman) Olivier Steveny:

Scrutineer Paul Klaassen:

Timekeeping Ingrid and Meik Wagner:

Printed: 27-05-2011 19:08

Posted at: h

Heat organization
Rotax Max Euro Challenge 2011
Wackersdorf / Germany
Rotax Max Juniors Group C

Group	Pos	No.	Firstname	Lastname	Class	BestTime
Group C	3	36	Guust	Specken	Rotax Max Juniors	59.351
Group C	7	92	Sven	van der Slik	Rotax Max Juniors	59.557
Group C	11	68	William	Sward	Rotax Max Juniors	59.866
Group C	15	50	Shayur	Harpal	Rotax Max Juniors	1:00.311
Group C	19	27	Kaan	Onder	Rotax Max Juniors	1:00.363
Group C	23	11	Dave	Blom	Rotax Max Juniors	1:00.647
Group C	27	25	Jay	Goodwin	Rotax Max Juniors	1:00.672
Group C	31	86	Philip	Morin	Rotax Max Juniors	1:00.725
Group C	35	52	Luka	Kamali	Rotax Max Juniors	1:01.740
Group C	39	91	Tomas	Salva	Rotax Max Juniors	1:02.413
Group C	43	95	Robin	Buijs	Rotax Max Juniors	1:03.649
Group C	47	79	Pavel	Srdinko	Rotax Max Juniors	1:17.967
Group C	51	38	Tonni	Larsen	Rotax Max Juniors	1:19.069
Group C	55	41	Francisco	Mora	Rotax Max Juniors	1:23.132



Clerk of the course Nigel Edwards:

Stewards (Chairman) Olivier Steveny:

Scrutineer Paul Klaassen:

Timekeeping Ingrid and Meik Wagner:

Printed: 27-05-2011 19:10

posted at: h

Heat organization
Rotax Max Euro Challenge 2011
Wackersdorf / Germany
Rotax Max Juniors Group D

Group	Pos	No.	Firstname	Lastname	Class	Best Time
Group D	4	80	Tobias	Holm	Rotax Max Juniors	1:17.291
Group D	8	20	Jordan	Pepper	Rotax Max Juniors	1:17.920
Group D	12	97	Sam	Schippers	Rotax Max Juniors	1:18.162
Group D	16	70	Mathias	Kristensen	Rotax Max Juniors	1:19.060
Group D	20	19	Vince	Hercsik	Rotax Max Juniors	1:20.704
Group D	24	43	Pierre	Auvray	Rotax Max Juniors	1:21.594
Group D	28	28	Jan	Filip	Rotax Max Juniors	1:23.251
Group D	32	39	Finn	Kooijman	Rotax Max Juniors	1:01.299
Group D	36	48	Walteri	Vaakanainen	Rotax Max Juniors	1:01.773
Group D	40	16	Alexander	Weiss	Rotax Max Juniors	1:02.525
Group D	44	40	Janneau	Esmeijer	Rotax Max Juniors	1:05.638
Group D	48	66	Randy	Berglas	Rotax Max Juniors	1:18.043
Group D	52	54	Thomas	Preining	Rotax Max Juniors	1:19.275
Group D	56	49	Patrik	Pastorok	Rotax Max Juniors	0



Clerk of the course Nigel Edwards:

Stewards (Chairman) Olivier Steveny:

Scrutineer Paul Klaassen:

Timekeeping Ingrid and Meik Wagner:

Printed: 27-05-2011 19:10

posted at: h

Rotax Max Euro Challenge 20
 Class: Rotax Max Juniors
 Date/Time: 28-05-2011 10:50

Track: Wackersdorf / Germany
 Heat: RACE 3 Qualifying Heat 1 A+B
 Laps: 8

Edition 1

Fazio Franssen	77	Group A
----------------	-----------	---------

29

15

Lars Lamborelle	78	Group A 1:21.305
-----------------	-----------	---------------------

27

14

Mitja Chebulj	94	Group B 1:21.571
---------------	-----------	---------------------

28

Maximilian Weinzierl	63	Group A 1:18.349
----------------------	-----------	---------------------

25

13

Mikkel Bang Johnsen	34	Group B 1:18.354
---------------------	-----------	---------------------

26

Martins Steinerts	32	Group A 1:16.990
-------------------	-----------	---------------------

23

12

Lukas Wenig	61	Group B 1:17.880
-------------	-----------	---------------------

24

Stefano Van Galen	84	Group A 1:02.914
-------------------	-----------	---------------------

21

11

Jan Jonck	45	Group B 1:02.966
-----------	-----------	---------------------

22

Nathan Harrison	4	Group A 1:01.901
-----------------	----------	---------------------

19

10

Ferdinand Habsburg	62	Group B 1:02.297
--------------------	-----------	---------------------

20

Jessica Backman	26	Group A 1:01.532
-----------------	-----------	---------------------

17

9

Gavin Jonk	58	Group B 1:01.727
------------	-----------	---------------------

18

Eric Johansson	35	Group A 1:00.715
----------------	-----------	---------------------

15

8

Ryo Hirooka	17	Group B 1:26.784
-------------	-----------	---------------------

16

Ukyo Sasahara	6	Group A 1:00.668
---------------	----------	---------------------

13

7

Bartlomiej Mochnacki	93	Group B 1:22.295
----------------------	-----------	---------------------

14

Matt Soloman	87	Group A 1:00.597
--------------	-----------	---------------------

11

6

Peter Huber	64	Group B 1:21.392
-------------	-----------	---------------------

12

Jordi van Moorsel	14	Group A 1:00.336
-------------------	-----------	---------------------

9

5

Lennert van Bogaert	57	Group B 1:19.094
---------------------	-----------	---------------------

10

Petr Fulin	55	Group A 1:00.294
------------	-----------	---------------------

7

4

Fred Alliksaar	22	Group B 1:18.320
----------------	-----------	---------------------

8

Ralf Aron	59	Group A 59.649
-----------	-----------	-------------------

5

3

Jasper de Brouwer	13	Group B 1:18.014
-------------------	-----------	---------------------

6

Alessandro Latif	18	Group A 59.463
------------------	-----------	-------------------

3

2

Fabian Eisinger	96	Group B 1:17.760
-----------------	-----------	---------------------

4

Alexis Araujo	69	Group A 58.932
---------------	-----------	-------------------

1

1

Moritz Oberheim	30	Group B 1:16.272
-----------------	-----------	---------------------

2

Pole Position

Clerk of the course Nigel Edwards:
 Stewards (Chairman) Olivier Steveny:

Scrutineer Paul Klaassen:
 Timekeeping Ingrid/Meik Wagner:

Rotax Max Euro Challenge 20
 Class: Rotax Max Juniors
 Date/Time: 28-05-2011 11:10

Track: Wackersdorf / Germany
 Heat: RACE 4 Qualifying Heat 2 C+D
 Laps: 8

Edition 1

Francisco Mora	41	Group C
	27	1:23.132

14

Patrik Pastorok	49	Group D
	28	

Tonni Larsen	38	Group C
	25	1:19.069

13

Thomas Preining	54	Group D
	26	1:19.275

Pavel Srdinko	79	Group C
	23	1:17.967

12

Randy Berglas	66	Group D
	24	1:18.043

Robin Buijs	95	Group C
	21	1:03.649

11

Janneau Esmeijer	40	Group D
	22	1:05.638

Tomas Salva	91	Group C
	19	1:02.413

10

Alexander Weiss	16	Group D
	20	1:02.525

Luka Kamali	52	Group C
	17	1:01.740

9

Walteri Vaakanainen	48	Group D
	18	1:01.773

Philip Morin	86	Group C
	15	1:00.725

8

Finn Kooijman	39	Group D
	16	1:01.299

Jay Goodwin	25	Group C
	13	1:00.672

7

Jan Filip	28	Group D
	14	1:23.251

Dave Blom	11	Group C
	11	1:00.647

6

Pierre Auvray	43	Group D
	12	1:21.594

Kaan Onder	27	Group C
	9	1:00.363

5

Vince Hercsik	19	Group D
	10	1:20.704

Shayur Harpal	50	Group C
	7	1:00.311

4

Mathias Kristensen	70	Group D
	8	1:19.060

William Sward	68	Group C
	5	59.866

3

Sam Schippers	97	Group D
	6	1:18.162

Sven van der Slik	92	Group C
	3	59.557

2

Jordan Pepper	20	Group D
	4	1:17.920

Guust Specken	36	Group C
	1	59.351

1

Tobias Holm	80	Group D
	2	1:17.291

Pole Position

Clerk of the course Nigel Edwards:
 Stewards (Chairman) Olivier Steveny:

Scrutineer Paul Klaassen:
 Timekeeping Ingrid/Meik Wagner:

Rotax Max Euro Challenge 20
 Class: Rotax Max Juniors
 Date/Time: 28-05-2011 14:00

Track: Wackersdorf / Germany
 Heat: RACE 9 Qualifying Heat 3 A+C
 Laps: 8

Edition 1

Fazio Franssen	77	Group A
----------------	-----------	---------

29

15

Lars Lamborelle	78	Group A 1:21.305
-----------------	-----------	---------------------

27

14

Maximilian Weinzierl	63	Group A 1:18.349
----------------------	-----------	---------------------

25

13

Martins Steinerts	32	Group A 1:16.990
-------------------	-----------	---------------------

23

12

Stefano Van Galen	84	Group A 1:02.914
-------------------	-----------	---------------------

21

11

Nathan Harrison	4	Group A 1:01.901
-----------------	----------	---------------------

19

10

Jessica Backman	26	Group A 1:01.532
-----------------	-----------	---------------------

17

9

Eric Johansson	35	Group A 1:00.715
----------------	-----------	---------------------

15

8

Ukyo Sasahara	6	Group A 1:00.668
---------------	----------	---------------------

13

7

Matt Soloman	87	Group A 1:00.597
--------------	-----------	---------------------

11

6

Jordi van Moorsel	14	Group A 1:00.336
-------------------	-----------	---------------------

9

5

Petr Fulin	55	Group A 1:00.294
------------	-----------	---------------------

7

4

Ralf Aron	59	Group A 59.649
-----------	-----------	-------------------

5

3

Alessandro Latif	18	Group A 59.463
------------------	-----------	-------------------

3

2

Alexis Araujo	69	Group A 58.932
---------------	-----------	-------------------

1

1

--	--	--

30

Francisco Mora	41	Group C 1:23.132
----------------	-----------	---------------------

28

Tonni Larsen	38	Group C 1:19.069
--------------	-----------	---------------------

26

Pavel Srdinko	79	Group C 1:17.967
---------------	-----------	---------------------

24

Robin Buijs	95	Group C 1:03.649
-------------	-----------	---------------------

22

Tomas Salva	91	Group C 1:02.413
-------------	-----------	---------------------

20

Luka Kamali	52	Group C 1:01.740
-------------	-----------	---------------------

18

Philip Morin	86	Group C 1:00.725
--------------	-----------	---------------------

16

Jay Goodwin	25	Group C 1:00.672
-------------	-----------	---------------------

14

Dave Blom	11	Group C 1:00.647
-----------	-----------	---------------------

12

Kaan Onder	27	Group C 1:00.363
------------	-----------	---------------------

10

Shayur Harpal	50	Group C 1:00.311
---------------	-----------	---------------------

8

William Sward	68	Group C 59.866
---------------	-----------	-------------------

6

Sven van der Slik	92	Group C 59.557
-------------------	-----------	-------------------

4

Guust Specken	36	Group C 59.351
---------------	-----------	-------------------

2

Row

Pole Position

Clerk of the course Nigel Edwards:
 Stewards (Chairman) Olivier Steveny:

Scrutineer Paul Klaassen:
 Timekeeping Ingrid/Meik Wagner:

Rotax Max Euro Challenge 20
 Class: Rotax Max Juniors
 Date/Time: 28-05-2011 14:20

Track: Wackersdorf / Germany
 Heat: RACE 10 Qualifying Heat 4 B+D
 Laps: 8

Edition 1

Mitja Chebulj	94	Group B	1:21.571
	27		
Mikkel Bang Johnsen	34	Group B	1:18.354
	25		
Lukas Wenig	61	Group B	1:17.880
	23		
Jan Jonck	45	Group B	1:02.966
	21		
Ferdinand Habsburg	62	Group B	1:02.297
	19		
Gavin Jonk	58	Group B	1:01.727
	17		
Ryo Hirooka	17	Group B	1:26.784
	15		
Bartlomiej Mochnicki	93	Group B	1:22.295
	13		
Peter Huber	64	Group B	1:21.392
	11		
Lennert van Bogaert	57	Group B	1:19.094
	9		
Fred Alliksaar	22	Group B	1:18.320
	7		
Jasper de Brouwer	13	Group B	1:18.014
	5		
Fabian Eisinger	96	Group B	1:17.760
	3		
Moritz Oberheim	30	Group B	1:16.272
	1		

Pole Position

14	Patrik Pastorok	49	Group D	1:21.571
		28		
13	Thomas Preining	54	Group D	1:19.275
		26		
12	Randy Berglas	66	Group D	1:18.043
		24		
11	Janneau Esmeijer	40	Group D	1:05.638
		22		
10	Alexander Weiss	16	Group D	1:02.525
		20		
9	Walteri Vaakanainen	48	Group D	1:01.773
		18		
8	Finn Kooijman	39	Group D	1:01.299
		16		
7	Jan Filip	28	Group D	1:23.251
		14		
6	Pierre Auvray	43	Group D	1:21.594
		12		
5	Vince Hercsik	19	Group D	1:20.704
		10		
4	Mathias Kristensen	70	Group D	1:19.060
		8		
3	Sam Schippers	97	Group D	1:18.162
		6		
2	Jordan Pepper	20	Group D	1:17.920
		4		
1	Tobias Holm	80	Group D	1:17.291
		2		

Row

2

Clerk of the course Nigel Edwards:
 Stewards (Chairman) Olivier Steveny:

Scrutineer Paul Klaassen:
 Timekeeping Ingrid/Meik Wagner:

Rotax Max Euro Challenge 20
 Class: Rotax Max Juniors
 Date/Time: 28-05-2011 16:30

Track: Wackersdorf / Germany
 Heat: RACE 15 Qualifying Heat 5 A+D
 Laps: 8

Edition 1

Fazio Franssen	77	Group A
	29	
Lars Lamborelle	78	Group A 1:21.305
	27	
Maximilian Weinzierl	63	Group A 1:18.349
	25	
Martins Steinerts	32	Group A 1:16.990
	23	
Stefano Van Galen	84	Group A 1:02.914
	21	
Nathan Harrison	4	Group A 1:01.901
	19	
Jessica Backman	26	Group A 1:01.532
	17	
Eric Johansson	35	Group A 1:00.715
	15	
Ukyo Sasahara	6	Group A 1:00.668
	13	
Matt Soloman	87	Group A 1:00.597
	11	
Jordi van Moorsel	14	Group A 1:00.336
	9	
Petr Fulin	55	Group A 1:00.294
	7	
Ralf Aron	59	Group A 59.649
	5	
Alessandro Latif	18	Group A 59.463
	3	
Alexis Araujo	69	Group A 58.932
	1	

15
14
13
12
11
10
9
8
7
6
5
4
3
2
1
Row

	30	
Patrik Pastorok	49	Group D
	28	
Thomas Preining	54	Group D 1:19.275
	26	
Randy Berglas	66	Group D 1:18.043
	24	
Janneau Esmeijer	40	Group D 1:05.638
	22	
Alexander Weiss	16	Group D 1:02.525
	20	
Walteri Vaakanainen	48	Group D 1:01.773
	18	
Finn Kooijman	39	Group D 1:01.299
	16	
Jan Filip	28	Group D 1:23.251
	14	
Pierre Auvray	43	Group D 1:21.594
	12	
Vince Hercsik	19	Group D 1:20.704
	10	
Mathias Kristensen	70	Group D 1:19.060
	8	
Sam Schippers	97	Group D 1:18.162
	6	
Jordan Pepper	20	Group D 1:17.920
	4	
Tobias Holm	80	Group D 1:17.291
	2	

Pole Position

Clerk of the course Nigel Edwards:
 Stewards (Chairman) Olivier Steveny:

Scrutineer Paul Klaassen:
 Timekeeping Ingrid/Meik Wagner:

Rotax Max Euro Challenge 20
 Class: Rotax Max Juniors
 Date/Time: 28-05-2011 16:50

Track: Wackersdorf / Germany
 Heat: RACE 16 Qualifying Heat 6 B+C
 Laps: 8

Edition 1

Mitja Chebulj	94	Group B 1:21.571
	27	

Mikkel Bang Johnsen	34	Group B 1:18.354
	25	

Lukas Wenig	61	Group B 1:17.880
	23	

Jan Jonck	45	Group B 1:02.966
	21	

Ferdinand Habsburg	62	Group B 1:02.297
	19	

Gavin Jonk	58	Group B 1:01.727
	17	

Ryo Hirooka	17	Group B 1:26.784
	15	

Bartlomiej Mochnacki	93	Group B 1:22.295
	13	

Peter Huber	64	Group B 1:21.392
	11	

Lennert van Bogaert	57	Group B 1:19.094
	9	

Fred Alliksaar	22	Group B 1:18.320
	7	

Jasper de Brouwer	13	Group B 1:18.014
	5	

Fabian Eisinger	96	Group B 1:17.760
	3	

Moritz Oberheim	30	Group B 1:16.272
	1	

14	Francisco Mora	41	Group C 1:23.132
		28	

13	Tonni Larsen	38	Group C 1:19.069
		26	

12	Pavel Srdinko	79	Group C 1:17.967
		24	

11	Robin Buijs	95	Group C 1:03.649
		22	

10	Tomas Salva	91	Group C 1:02.413
		20	

9	Luka Kamali	52	Group C 1:01.740
		18	

8	Philip Morin	86	Group C 1:00.725
		16	

7	Jay Goodwin	25	Group C 1:00.672
		14	

6	Dave Blom	11	Group C 1:00.647
		12	

5	Kaan Onder	27	Group C 1:00.363
		10	

4	Shayur Harpal	50	Group C 1:00.311
		8	

3	William Sward	68	Group C 59.866
		6	

2	Sven van der Slik	92	Group C 59.557
		4	

1	Guust Specken	36	Group C 59.351
		2	

Pole Position

Clerk of the course Nigel Edwards:
 Stewards (Chairman) Olivier Steveny:


Scrutineer Paul Klaassen:
 Timekeeping Ingrid/Meik Wagner:



ROTAX Euro Challenge Wackersdorf/Germany

Rotax Juniors Wackersdorf 1,275 Km
 Warm up A+B 2011-05-28 09:20
 Practice (5:00 Time) started at 9:20:00

Pos	No.	Name	Nat.	Chassis	Race Team	Laps	Best Tm	Diff	Gap In Lap	km/h	
1	6	Ukyo Sasahara	JPN	Kosmic	Paul Carr Racing	4	52.179		4	87,966	
2	87	Matt Soloman	HKG	Kosmic	Paul Carr Racing	5	52.487	0.308	0.308	4	87,450
3	4	Nathan Harrison	GBR	Tonykart	Strawberry Racing	5	52.742	0.563	0.255	4	87,027
4	14	Jordi van Moorsel	NED	Tonykart	Strawberry Racing	5	52.755	0.576	0.013	5	87,006
5	84	Stefano Van Galen	NED	Exprit	Van Galen Racing	4	52.814	0.635	0.059	4	86,909
6	61	Lukas Wenig	GER	M-Tec	Nintendo Team Scheider	5	52.837	0.658	0.023	5	86,871
7	26	Jessica Backman	SWE	Tonykart	Strawberry Racing	5	52.849	0.670	0.012	4	86,851
8	58	Gavin Jonk	NED	Gillard	VZ Racing	5	52.857	0.678	0.008	5	86,838
9	45	Jan Jonck	DEN	Kosmic	PB Kart Race	5	52.897	0.718	0.040	4	86,772
10	30	Moritz Oberheim	GER	Energy	Jedi Racingteam	5	53.026	0.847	0.129	5	86,561
11	35	Eric Johansson	SWE	Alonso	Evolution Racing	5	53.108	0.929	0.082	5	86,428
12	57	Lennert van Bogaert	BEL	Sodi	Sodiracing.nl	5	53.109	0.930	0.001	5	86,426
13	96	Fabian Eisinger	GER	Intrepid	VPD Team Germany	5	53.128	0.949	0.019	5	86,395
14	77	Fazio Franssen	NED	CRG	CRG Holland	4	53.180	1.001	0.052	4	86,311
15	55	Petr Fulin	CZE	MS Kart	MS Kart Racing Team	5	53.207	1.028	0.027	5	86,267
16	34	Mikkel Bang Johnsen	DEN	Haase	DMT Racing.DK	5	53.208	1.029	0.001	5	86,265
17	13	Jasper de Brouwer	NED	Alonso	Evolution Racing	5	53.210	1.031	0.002	4	86,262
18	32	Martins Steinerts	LAT	MS Kart	Steinerts RT	5	53.213	1.034	0.003	4	86,257
19	69	Alexis Araujo	ESP	Gillard	Protrain Racing	4	53.243	1.064	0.030	4	86,209
20	63	Maximilian Weinzierl	AUT	Birel	Speedworld Academy	5	53.334	1.155	0.091	5	86,061
21	93	Bartłomiej Mochnacki	POL	CRG	Wyrzykowski Motorsport	5	53.461	1.282	0.127	4	85,857
22	78	Lars Lamborelle	NED	Intrepid	Team TKP Intrepid	5	53.547	1.368	0.086	5	85,719
23	62	Ferdinand Habsburg	AUT	Birel	Speedworld Academy	5	53.558	1.379	0.011	5	85,701
24	18	Alessandro Latif	GBR	Gillard	Protrain Racing	4	53.565	1.386	0.007	4	85,690
25	17	Ryo Hirooka	JPN	Intrepid	Intrepid Force Rotax	4	53.585	1.406	0.020	2	85,658
26	22	Fred Alliksaar	EST	Tonykart	Max Racing	4	53.648	1.469	0.063	4	85,558
27	59	Ralf Aron	EST	Kosmic	Aix Racing Team	4	53.850	1.671	0.202	4	85,237
28	64	Peter Huber	AUT	Birel	Speedworld Academy	5	54.306	2.127	0.456	4	84,521
29	94	Mitja Chebulj	SLO	Intrepid	AKK Sportstil	5	54.869	2.690	0.563	5	83,654

Timekeeping Ingrid and Meik Wagner:  Clerk of the course Nigel Edwards: www.mylaps.com
 Steward (Chairman) Olivier Steveny: Chief Scrutineer Paul Klaassen: Licensed to: Motorsport Events
 Printed: 2011-05-28 09:26:09 posted at: h



ROTAX Euro Challenge Wackersdorf/Germany

Rotax Juniors

Wackersdorf 1,275 Km

Warm up A+B

2011-05-28 09:20

Practice (5:00 Time) started at 9:20:00

Lap	Lap Tm	Diff	Time of Day
(6) Ukyo Sasahara			
1	53.217	+1.038	9:22:29.152
2	52.605	+0.426	9:23:21.757
3	52.574	+0.395	9:24:14.331
4	52.179		9:25:06.510
(87) Matt Solomon			
1	55.192	+2.705	9:21:58.015
2	53.548	+1.061	9:22:51.563
3	53.407	+0.920	9:23:44.970
4	52.487		9:24:37.457
5	53.455	+0.968	9:25:30.912
(4) Nathan Harrison			
1	54.320	+1.578	9:21:57.858
2	53.400	+0.658	9:22:51.258
3	53.331	+0.589	9:23:44.589
4	52.742		9:24:37.331
5	53.425	+0.683	9:25:30.756
(14) Jordi van Moorsel			
1	54.371	+1.616	9:21:55.063
2	53.289	+0.534	9:22:48.352
3	53.156	+0.401	9:23:41.508
4	53.473	+0.718	9:24:34.981
5	52.755		9:25:27.736
(84) Stefano Van Galen			
1	1:53.249	+1:00.435	9:23:06.294
2	54.641	+1.827	9:24:00.935
3	53.053	+0.239	9:24:53.988
4	52.814		9:25:46.802
(61) Lukas Wenig			
1	54.611	+1.774	9:22:13.766
2	53.599	+0.762	9:23:07.365
3	53.292	+0.455	9:24:00.657
4	52.889	+0.052	9:24:53.546
5	52.837		9:25:46.383
(26) Jessica Backman			
1	54.400	+1.551	9:21:57.180
2	53.310	+0.461	9:22:50.490
3	53.611	+0.762	9:23:44.101
4	52.849		9:24:36.950
5	54.430	+1.581	9:25:31.380
(58) Gavin Jonk			
1	54.658	+1.801	9:22:02.408
2	53.633	+0.776	9:22:56.041
3	54.235	+1.378	9:23:50.276
4	53.326	+0.469	9:24:43.602
5	52.857		9:25:36.459
(45) Jan Jonck			
1	53.916	+1.019	9:21:55.996
2	53.434	+0.537	9:22:49.430
3	53.196	+0.299	9:23:42.626
4	52.897		9:24:35.523
5	53.519	+0.622	9:25:29.042
(30) Moritz Oberheim			
1	54.362	+1.336	9:21:52.763
2	53.693	+0.667	9:22:46.456
3	53.618	+0.592	9:23:40.074

Lap	Lap Tm	Diff	Time of Day
4	53.399	+0.373	9:24:33.473
5	53.026		9:25:26.499
(35) Eric Johansson			
1	54.630	+1.522	9:21:57.655
2	54.484	+1.376	9:22:52.139
3	54.208	+1.100	9:23:46.347
4	53.164	+0.056	9:24:39.511
5	53.108		9:25:32.619
(57) Lennert van Bogaert			
1	54.593	+1.484	9:21:53.264
2	53.820	+0.711	9:22:47.084
3	53.384	+0.275	9:23:40.468
4	53.434	+0.325	9:24:33.902
5	53.109		9:25:27.011
(96) Fabian Eisinger			
1	54.298	+1.170	9:22:02.678
2	53.623	+0.495	9:22:56.301
3	53.656	+0.528	9:23:49.957
4	53.189	+0.061	9:24:43.146
5	53.128		9:25:36.274
(77) Fazio Franssen			
1	55.570	+2.390	9:22:26.254
2	54.237	+1.057	9:23:20.491
3	53.952	+0.772	9:24:14.443
4	53.180		9:25:07.623
(55) Petr Fulin			
1	54.275	+1.068	9:22:14.531
2	54.607	+1.400	9:23:09.138
3	53.927	+0.720	9:24:03.065
4	53.500	+0.293	9:24:56.565
5	53.207		9:25:49.772
(34) Mikkel Bang Johnsen			
1	54.557	+1.349	9:21:58.386
2	53.703	+0.495	9:22:52.089
3	54.759	+1.551	9:23:46.848
4	54.218	+1.010	9:24:41.066
5	53.208		9:25:34.274
(13) Jasper de Brouwer			
1	53.970	+0.760	9:22:06.015
2	54.487	+1.277	9:23:00.502
3	57.970	+4.760	9:23:58.472
4	53.210		9:24:51.682
5	53.217	+0.007	9:25:44.899
(32) Martins Steinerts			
1	54.063	+0.850	9:21:56.507
2	53.393	+0.180	9:22:49.900
3	53.563	+0.350	9:23:43.463
4	53.213		9:24:36.676
5	57.226	+4.013	9:25:33.902
(69) Alexis Araujo			
1	54.092	+0.849	9:22:40.797
2	53.468	+0.225	9:23:34.265
3	53.262	+0.019	9:24:27.527
4	53.243		9:25:20.770
(63) Maximilian Weinzierl			
1	55.613	+2.279	9:21:55.367

Lap	Lap Tm	Diff	Time of Day
2	53.951	+0.617	9:22:49.318
3	57.761	+4.427	9:23:47.079
4	54.324	+0.990	9:24:41.403
5	53.334		9:25:34.737
(93) Bartlomiej Mochnacki			
1	54.534	+1.073	9:21:54.414
2	53.606	+0.145	9:22:48.020
3	53.931	+0.470	9:23:41.951
4	53.461		9:24:35.412
5	54.677	+1.216	9:25:30.089
(78) Lars Lamborelle			
1	54.836	+1.289	9:22:09.083
2	54.334	+0.787	9:23:03.417
3	54.938	+1.391	9:23:58.355
4	53.806	+0.259	9:24:52.161
5	53.547		9:25:45.708
(62) Ferdinand Habsburg			
1	54.079	+0.521	9:21:53.619
2	53.755	+0.197	9:22:47.374
3	53.854	+0.296	9:23:41.228
4	53.579	+0.021	9:24:34.807
5	53.558		9:25:28.365
(18) Alessandro Latif			
1	57.006	+3.441	9:22:21.544
2	54.287	+0.722	9:23:15.831
3	53.853	+0.288	9:24:09.684
4	53.565		9:25:03.249
(17) Ryo Hirooka			
1	58.967	+5.382	9:22:30.393
2	53.585		9:23:23.978
3	55.003	+1.418	9:24:18.981
4	53.648	+0.063	9:25:12.629
(22) Fred Alliksaar			
1	54.467	+0.819	9:22:32.314
2	53.989	+0.341	9:23:26.303
3	1:01.798	+8.150	9:24:28.101
4	53.648		9:25:21.749
(59) Ralf Aron			
1	55.530	+1.680	9:22:19.680
2	54.729	+0.879	9:23:14.409
3	54.392	+0.542	9:24:08.801
4	53.850		9:25:02.651
(64) Peter Huber			
1	55.443	+1.137	9:22:05.084
2	55.254	+0.948	9:23:00.338
3	55.166	+0.860	9:23:55.504
4	54.306		9:24:49.810
5	54.450	+0.144	9:25:44.260
(94) Mitja Chebulj			
1	56.778	+1.909	9:22:13.991
2	56.140	+1.271	9:23:10.131
3	55.405	+0.536	9:24:05.536
4	55.162	+0.293	9:25:00.698
5	54.869		9:25:55.567

Timekeeping Ingrid and Meik Wagner:

Clerk of the course Nigel Edwards:

www.mylaps.com

Steward (Chairman) Olivier Steveny:

Chief Scrutineer Paul Klaassen:

Licensed to: Motorsport Events



ROTAX Euro Challenge Wackersdorf/Germany

Rotax Juniors

Wackersdorf 1,275 Km

Warm up C+D

2011-05-28 09:30

Practice (5:00 Time) started at 9:30:01

Pos	No.	Name	Nat.	Chassis	Race Team	Laps	Best Tm	Diff	Gap In Lap	km/h
1	86	Philip Morin	SWE	Kosmic	Paul Carr Racing	5	51.910			
2	11	Dave Blom	NED	Parolin	Formula K Holland	5	52.031	0.121	0.121	5 88,217
3	41	Francisco Mora	POR	FA Kart	Cabo Mundo	5	52.428	0.518	0.397	4 87,549
4	40	Janneau Esmeijer	NED	Intrepid	Team TKP	5	52.444	0.534	0.016	5 87,522
5	25	Jay Goodwin	GBR	Tonykart	Strawberry Racing	5	52.467	0.557	0.023	4 87,484
6	49	Patrik Pastorok	SVK	Birel	Gregor Racing	5	52.518	0.608	0.051	2 87,399
7	97	Sam Schippers	NED	Intrepid	Team TKP	5	52.532	0.622	0.014	5 87,375
8	95	Robin Buijs	NED	Birel	KSG	5	52.548	0.638	0.016	5 87,349
9	68	William Sward	SWE	Tonykart	Sodakart SE	5	52.606	0.696	0.058	4 87,252
10	19	Vince Hercsik	HUN	Birel	Kalman Motorsport	5	52.682	0.772	0.076	4 87,127
11	66	Randy Berglas	SUI	Mach 1	Mach 1 Motorsport	5	52.692	0.782	0.010	5 87,110
12	36	Guust Specken	NED	Intrepid	Team TKP	5	52.718	0.808	0.026	5 87,067
13	80	Tobias Holm	DEN	Maddox	Maddox Racing	5	52.753	0.843	0.035	4 87,009
14	27	Kaan Onder	TUR	Gillard	Borusan Otomotiv M/S	5	52.754	0.844	0.001	5 87,008
15	39	Finn Kooijman	NED	PDB Belgium	De Feyter	5	52.777	0.867	0.023	3 86,970
16	54	Thomas Preining	AUT	Gillard	VZ Racing	5	52.785	0.875	0.008	4 86,957
17	16	Alexander Weiss	DEN	Bremer	RBR Kart Team	5	52.823	0.913	0.038	3 86,894
18	43	Pierre Auvray	FRA	FA Kart	DSS Kart	5	52.846	0.936	0.023	3 86,856
19	38	Tonni Larsen	DEN	First Kart	First Kart s.r.l	5	52.852	0.942	0.006	4 86,846
20	91	Tomas Salva	CZE	MS Kart	MS Kart Racing Team	5	52.944	1.034	0.092	3 86,695
21	52	Luka Kamali	GER	CRG	DMV Racing Team	5	53.126	1.216	0.182	3 86,398
22	70	Mathias Kristensen	DEN	Maddox	Maddox Racing	5	53.137	1.227	0.011	3 86,380
23	79	Pavel Srdinko	CZE	Birel	Gregor Racing	5	53.186	1.276	0.049	3 86,301
24	48	Waltteri Vaakanainen	FIN	Parolin	Formula K Belgium	5	53.190	1.280	0.004	3 86,294
25	92	Sven van der Slik	NED	Tonykart		4	53.425	1.515	0.235	4 85,915
26	20	Jordan Pepper	RSA	Birel	Kalman Motorsport	4	53.513	1.603	0.088	3 85,774
27	50	Shayur Harpal	RSA	Birel	Kalman Motorsport	5	53.618	1.708	0.105	3 85,606
28	28	Jan Filip	CZE	Marenello	Hagemann Racing	2	57.400	5.490	3.782	1 79,965



ROTAX Euro Challenge Wackersdorf/Germany

Rotax Juniors

Wackersdorf 1,275 Km

Warm up C+D

2011-05-28 09:30

Practice (5:00 Time) started at 9:30:00

Lap	Lap Tm	Diff	Time of Day	Lap	Lap Tm	Diff	Time of Day	Lap	Lap Tm	Diff	Time of Day
(39) Finn Kooijman											
1	55.158	+2.381	9:31:52.429								
2	53.259	+0.482	9:32:45.688								
3	52.777		9:33:38.465								
4	52.813	+0.036	9:34:31.278								
5	52.930	+0.153	9:35:24.208								

Timekeeping Ingrid and Meik Wagner:

Clerk of the course Nigel Edwards:

Steward (Chairman) Olivier Steveny:

Chief Scrutineer Paul Klaassen:

www.mylaps.com

Licensed to: Motorsport Events



ROTAX Euro Challenge Wackersdorf/Germany

Rotax Juniors

Wackersdorf 1,275 Km

RACE 3 Qualifying Heat 1 A-B

2011-05-28 10:50


Race (8 Laps) started at 10:53:43

Pos	No.	Name	Nat.	Chassis	Race Team	Laps	Total Tm	Diff	Best Tm	In Lap	km/h	Points
1	6	Ukyo Sasahara	JPN	Kosmic	Paul Carr Racing	8	7:01.097		51.542	8	89,054	0
2	30	Moritz Oberheim	GER	Energy	Jedi Racingteam	8	7:02.189	1.092	52.070	7	88,151	2
3	87	Matt Soloman	HKG	Kosmic	Paul Carr Racing	8	7:03.816	2.719	52.187	7	87,953	3
4	4	Nathan Harrison	GBR	Tonykart	Strawberry Racing	8	7:05.390	4.293	52.385	6	87,621	4
5	84	Stefano Van Galen	NED	Expriit	Van Galen Racing	8	7:06.048	4.951	52.137	7	88,037	5
6	69	Alexis Araujo	ESP	Gillard	Protrain Racing	8	7:06.053	4.956	52.349	7	87,681	6
7	18	Alessandro Latif	GBR	Gillard	Protrain Racing	8	7:06.717	5.620	52.482	7	87,459	7
8	55	Petr Fulin	CZE	MS Kart	MS Kart Racing Team	8	7:06.885	5.788	52.274	8	87,807	8
9	58	Gavin Jonk	NED	Gillard	VZ Racing	8	7:07.487	6.390	51.908	8	88,426	9
10	13	Jasper de Brouwer	NED	Alonso	Evolution Racing	8	7:08.491	7.394	52.122	6	88,063	10
11	22	Fred Alliksaar	EST	Tonykart	Max Racing	8	7:09.063	7.966	52.138	7	88,036	11
12	77	Fazio Franssen	NED	CRG	CRG Holland	8	7:09.804	8.707	52.225	8	87,889	12
13	62	Ferdinand Habsburg	AUT	Birel	Speedworld Academy	8	7:10.218	9.121	52.446	7	87,519	13
14	78	Lars Lamborelle	NED	Intrepid	Team TKP Intrepid	8	7:10.464	9.367	51.896	8	88,446	14
15	34	Mikkel Bang Johnsen	DEN	Haase	DMT Racing.DK	8	7:11.232	10.135	52.405	8	87,587	15
16	32	Martins Steinerts	LAT	MS Kart	Steinerts RT	8	7:11.649	10.552	52.222	6	87,894	16
17	35	Eric Johansson	SWE	Alonso	Evolution Racing	8	7:11.908	10.811	52.068	7	88,154	17
18	17	Ryo Hirooka	JPN	Intrepid	Intrepid Force Rotax	8	7:12.044	10.947	52.902	4	86,764	18
19	93	Bartlomiej Mochnacki	POL	CRG	Wyrzykowski Motorsport	8	7:12.230	11.133	52.190	6	87,948	19
20	45	Jan Jonck	DEN	Kosmic	PB Kart Race	8	7:13.093	11.996	51.965	8	88,329	20
21	57	Lennert van Bogaert	BEL	Sodi	Sodiracing.nl	8	7:16.885	15.788	52.679	7	87,131	21
22	64	Peter Huber	AUT	Birel	Speedworld Academy	8	7:17.194	16.097	52.402	8	87,592	22
23	63	Maximilian Weinzierl	AUT	Birel	Speedworld Academy	8	7:18.414	17.317	52.993	7	86,615	23
24	94	Mitja Chebulj	SLO	Intrepid	AKK Sportstil	8	7:24.546	23.449	54.062	7	84,903	24
25	59	Ralf Aron	EST	Kosmic	Aix Racing Team	8	7:26.737	25.640	52.761	7	86,996	25
26	26	Jessica Backman	SWE	Tonykart	Strawberry Racing	6	5:39.264	2 Laps	52.757	3	87,003	26
27	14	Jordi van Moorsel	NED	Tonykart	Strawberry Racing	6	6:04.605	2 Laps	52.498	5	87,432	27
28	61	Lukas Wenig	GER	M-Tec	Nintendo Team Scheider	2	1:56.268	6 Laps	56.447	2	81,315	28
Not classified												
DNS	96	Fabian Eisinger	GER	Intrepid	VPD Team Germany			DNS		0	-	30

Announcements

These results are provisional until the conclusion of any judicial and technical matters
 No. 13 time penalty 3 sec. / reason leaving corridor with 2 wheels
 Started: 28 Classified: 28 Not classified:0

Margin of Victory	Ø km/h	Best Lap Tm	km/h	Best Lap by
1.092	87,201	51.542	89,054	6 - Ukyo Sasahara

Timekeeping Ingrid and Meik Wagner:  Clerk of the course Nigel Edwards: www.mylaps.com
 Steward (Chairman) Olivier Steveny: Chief Scrutineer Paul Klaassen: Licensed to: Motorsport Events
 Printed: 2011-05-28 11:06:05 posted at: h



ROTAX Euro Challenge Wackersdorf/Germany

Rotax Juniors

Wackersdorf 1,275 Km

RACE 3 Qualifying Heat 1 A-B

2011-05-28 10:50

Race (8 Laps) started at 10:53:43

Lap	Lap Tm	Diff	Time of Day
(6) Ukyo Sasahara			
1	54.785	+3.243	10:54:38.847
2	53.121	+1.579	10:55:31.968
3	52.176	+0.634	10:56:24.144
4	52.740	+1.198	10:57:16.884
5	52.210	+0.668	10:58:09.094
6	51.853	+0.311	10:59:00.947
7	51.896	+0.354	10:59:52.843
8	51.542		11:00:44.385
(30) Moritz Oberheim			
1	54.738	+2.668	10:54:38.026
2	52.940	+0.870	10:55:30.966
3	52.663	+0.593	10:56:23.629
4	53.049	+0.979	10:57:16.678
5	52.208	+0.138	10:58:08.886
6	52.404	+0.334	10:59:01.290
7	52.070		10:59:53.360
8	52.117	+0.047	11:00:45.477
(87) Matt Soloman			
1	55.155	+2.968	10:54:39.123
2	53.168	+0.981	10:55:32.291
3	52.792	+0.605	10:56:25.083
4	52.722	+0.535	10:57:17.805
5	52.420	+0.233	10:58:10.225
6	52.426	+0.239	10:59:02.651
7	52.187		10:59:54.838
8	52.266	+0.079	11:00:47.104
(4) Nathan Harrison			
1	55.565	+3.180	10:54:40.015
2	53.052	+0.667	10:55:33.067
3	52.523	+0.138	10:56:25.590
4	52.581	+0.196	10:57:18.171
5	52.442	+0.057	10:58:10.613
6	52.385		10:59:02.998
7	52.930	+0.545	10:59:55.928
8	52.750	+0.365	11:00:48.678
(13) Jasper de Brouwer			
1	55.646	+3.524	10:54:39.560
2	53.284	+1.162	10:55:32.844
3	53.000	+0.878	10:56:25.844
4	52.789	+0.667	10:57:18.633
5	52.383	+0.261	10:58:11.016
6	52.122		10:59:03.138
7	52.612	+0.490	10:59:55.750
8	53.029	+0.907	11:00:48.779
(84) Stefano Van Galen			
1	56.046	+3.909	10:54:40.657
2	53.104	+0.967	10:55:33.761
3	53.897	+1.760	10:56:27.658
4	52.253	+0.116	10:57:19.911
5	52.476	+0.339	10:58:12.387
6	52.368	+0.231	10:59:04.755
7	52.137		10:59:56.892
8	52.444	+0.307	11:00:49.336
(69) Alexis Araujo			
1	54.047	+1.698	10:54:37.335
2	53.180	+0.831	10:55:30.515
3	52.993	+0.644	10:56:23.508
4	53.287	+0.938	10:57:16.795

Lap	Lap Tm	Diff	Time of Day
5	54.311	+1.962	10:58:11.106
6	52.512	+0.163	10:59:03.618
7	52.349		10:59:55.967
8	53.374	+1.025	11:00:49.341
(18) Alessandro Latif			
1	54.450	+1.968	10:54:37.900
2	53.744	+1.262	10:55:31.644
3	53.863	+1.381	10:56:25.507
4	53.585	+1.103	10:57:19.092
5	52.680	+0.198	10:58:11.772
6	53.222	+0.740	10:59:04.994
7	52.482		10:59:57.476
8	52.529	+0.047	11:00:50.005
(55) Petr Fulin			
1	54.831	+2.557	10:54:38.536
2	55.310	+3.036	10:55:33.846
3	53.063	+0.789	10:56:26.909
4	52.838	+0.564	10:57:19.747
5	53.292	+1.018	10:58:13.039
6	52.566	+0.292	10:59:05.605
7	52.294	+0.020	10:59:57.899
8	52.274		11:00:50.173
(58) Gavin Jonk			
1	56.969	+5.061	10:54:41.824
2	53.069	+1.161	10:55:34.893
3	52.994	+1.086	10:56:27.887
4	53.802	+1.894	10:57:21.689
5	52.725	+0.817	10:58:14.414
6	52.279	+0.371	10:59:06.693
7	52.174	+0.266	10:59:58.867
8	51.908		11:00:50.775
(22) Fred Alliksaar			
1	56.172	+4.034	10:54:40.216
2	53.704	+1.566	10:55:33.920
3	53.894	+1.756	10:56:27.814
4	53.944	+1.806	10:57:21.758
5	53.495	+1.357	10:58:15.253
6	52.804	+0.666	10:59:08.057
7	52.138		11:00:00.195
8	52.156	+0.018	11:00:52.351
(77) Fazio Franssen			
1	57.397	+5.172	10:54:42.797
2	53.611	+1.386	10:55:36.408
3	52.911	+0.686	10:56:29.319
4	52.961	+0.736	10:57:22.280
5	53.194	+0.969	10:58:15.474
6	53.016	+0.791	10:59:08.490
7	52.377	+0.152	11:00:00.867
8	52.225		11:00:53.092
(62) Ferdinand Habsburg			
1	57.392	+4.946	10:54:42.462
2	53.269	+0.823	10:55:35.731
3	53.182	+0.736	10:56:28.913
4	52.960	+0.514	10:57:21.873
5	53.715	+1.269	10:58:15.588
6	52.742	+0.296	10:59:08.330
7	52.446		11:00:00.776
8	52.730	+0.284	11:00:53.506
(78) Lars Lamborelle			

Lap	Lap Tm	Diff	Time of Day
1	57.949	+6.053	10:54:43.193
2	55.231	+3.335	10:55:38.424
3	53.018	+1.122	10:56:31.442
4	52.653	+0.757	10:57:24.095
5	52.772	+0.876	10:58:16.867
6	51.966	+0.070	10:59:08.833
7	53.023	+1.127	11:00:01.856
8	51.896		11:00:53.752
(34) Mikkel Bang Johnsen			
1	57.266	+4.861	10:54:42.690
2	53.382	+0.977	10:55:36.072
3	52.767	+0.362	10:56:28.839
4	53.333	+0.928	10:57:22.172
5	53.167	+0.762	10:58:15.339
6	52.483	+0.078	10:59:07.822
7	54.293	+1.888	11:00:02.115
8	52.405		11:00:54.520
(32) Martins Steinerts			
1	57.307	+5.085	10:54:42.001
2	53.243	+1.021	10:55:35.244
3	52.724	+0.502	10:56:27.968
4	55.217	+2.995	10:57:23.185
5	53.999	+1.777	10:58:17.184
6	52.222		10:59:09.406
7	52.609	+0.387	11:00:02.015
8	52.922	+0.700	11:00:54.937
(35) Eric Johansson			
1	1:00.676	+8.608	10:54:44.913
2	54.455	+2.387	10:55:39.368
3	52.517	+0.449	10:56:31.885
4	52.667	+0.599	10:57:24.552
5	53.491	+1.423	10:58:18.043
6	52.186	+0.118	10:59:10.229
7	52.068		11:00:02.297
8	52.899	+0.831	11:00:55.196
(17) Ryo Hirooka			
1	56.308	+3.406	10:54:41.070
2	52.922	+0.020	10:55:33.992
3	55.073	+2.171	10:56:29.065
4	52.902		10:57:21.967
5	53.761	+0.859	10:58:15.728
6	52.904	+0.002	10:59:08.632
7	53.558	+0.656	11:00:02.190
8	53.142	+0.240	11:00:55.332
(93) Bartlomiej Mochnacki			
1	56.988	+4.798	10:54:41.475
2	57.252	+5.062	10:55:38.727
3	53.092	+0.902	10:56:31.819
4	52.566	+0.376	10:57:24.385
5	53.857	+1.667	10:58:18.242
6	52.190		10:59:10.432
7	52.768	+0.578	11:00:03.200
8	52.318	+0.128	11:00:55.518
(45) Jan Jonck			
1	58.241	+6.276	10:54:43.412
2	56.620	+4.655	10:55:40.032
3	53.075	+1.110	10:56:33.107
4	52.457	+0.492	10:57:25.564
5	54.184	+2.219	10:58:19.748
6	52.506	+0.541	10:59:12.254



ROTAX Euro Challenge Wackersdorf/Germany

Rotax Juniors

Wackersdorf 1,275 Km

RACE 3 Qualifying Heat 1 A-B

2011-05-28 10:50

Race (8 Laps) started at 10:53:43

Lap	Lap Tm	Diff	Time of Day
7	52.162	+0.197	11:00:04.416
8	51.965		11:00:56.381

(57) Lennert van Bogaert

1	59.663	+6.984	10:54:43.883
2	55.855	+3.176	10:55:39.738
3	54.569	+1.890	10:56:34.307
4	53.504	+0.825	10:57:27.811
5	53.493	+0.814	10:58:21.304
6	53.506	+0.827	10:59:14.810
7	52.679		11:00:07.489
8	52.684	+0.005	11:01:00.173

(64) Peter Huber

1	59.371	+6.969	10:54:43.717
2	56.549	+4.147	10:55:40.266
3	53.593	+1.191	10:56:33.859
4	53.870	+1.468	10:57:27.729
5	53.503	+1.101	10:58:21.232
6	53.843	+1.441	10:59:15.075
7	53.005	+0.603	11:00:08.080
8	52.402		11:01:00.482

(63) Maximilian Weinzierl

1	57.300	+4.307	10:54:42.298
2	55.160	+2.167	10:55:37.458
3	54.291	+1.298	10:56:31.749
4	53.553	+0.560	10:57:25.302
5	56.778	+3.785	10:58:22.080
6	53.497	+0.504	10:59:15.577
7	52.993		11:00:08.570
8	53.132	+0.139	11:01:01.702

(94) Mitja Chebuj

1	59.466	+5.404	10:54:45.214
2	55.367	+1.305	10:55:40.581
3	55.068	+1.006	10:56:35.649
4	54.434	+0.372	10:57:30.083
5	54.819	+0.757	10:58:24.902
6	54.610	+0.548	10:59:19.512
7	54.062		11:00:13.574
8	54.260	+0.198	11:01:07.834

(59) Ralf Aron

1	1:15.410	+22.649	10:54:59.017
2	53.331	+0.570	10:55:52.348
3	53.064	+0.303	10:56:45.412
4	52.911	+0.150	10:57:38.323
5	53.106	+0.345	10:58:31.429
6	53.061	+0.300	10:59:24.490
7	52.761		11:00:17.251
8	52.774	+0.013	11:01:10.025

(26) Jessica Backman

1	58.016	+5.259	10:54:42.336
2	55.210	+2.453	10:55:37.546
3	52.757		10:56:30.303
4	53.006	+0.249	10:57:23.309
5	57.777	+5.020	10:58:21.086
6	1:01.466	+8.709	10:59:22.552

(14) Jordi van Moorsel

1	1:14.774	+22.276	10:54:58.660
2	53.012	+0.514	10:55:51.672
3	52.790	+0.292	10:56:44.462
4	52.611	+0.113	10:57:37.073

Lap	Lap Tm	Diff	Time of Day
5	52.498		10:58:29.571
6	1:18.322	+25.824	10:59:47.893

(61) Lukas Wenig

1	57.776	+1.329	10:54:43.109
2	56.447		10:55:39.556

Lap	Lap Tm	Diff	Time of Day
-----	--------	------	-------------

Timekeeping Ingrid and Meik Wagner:



Clerk of the course Nigel Edwards:

Steward (Chairman) Olivier Steveny:

Chief Scrutineer Paul Klaassen:

www.mylaps.com
Licensed to: Motorsport Events



ROTAX Euro Challenge Wackersdorf/Germany

Rotax Juniors

Wackersdorf 1,275 Km

RACE 4 Qualifying Heat 2 C-D

2011-05-28 11:10

Race (8 Laps) started at 11:14:19


Pos	No.	Name	Nat.	Chassis	Race Team	Laps	Total Tm	Diff	Best Tm	In Lap	km/h	Points
1	11	Dave Blom	NED	Parolin	Formula K Holland	8	7:02.079		51.990	5	88,286	0
2	36	Guust Specken	NED	Intrepid	Team TKP	8	7:02.428	0.349	52.166	6	87,988	2
3	97	Sam Schippers	NED	Intrepid	Team TKP	8	7:02.975	0.896	51.885	8	88,465	3
4	27	Kaan Onder	TUR	Gillard	Borusan Otomotiv M/S	8	7:03.847	1.768	51.782	8	88,641	4
5	16	Alexander Weiss	DEN	Bremer	RBR Kart Team	8	7:07.315	5.236	51.803	6	88,605	5
6	86	Philip Morin	SWE	Kosmic	Paul Carr Racing	8	7:08.098	6.019	51.603	7	88,948	6
7	66	Randy Berglas	SUI	Mach 1	Mach 1 Motorsport	8	7:08.202	6.123	51.911	7	88,421	7
8	40	Janneau Esmeijer	NED	Intrepid	Team TKP	8	7:08.255	6.176	51.761	6	88,677	8
9	25	Jay Goodwin	GBR	Tonykart	Strawberry Racing	8	7:08.715	6.636	51.847	6	88,530	9
10	39	Finn Kooijman	NED	PDB Belgium	De Feyter	8	7:10.650	8.571	52.061	7	88,166	10
11	50	Shayur Harpal	RSA	Birel	Kalman Motorsport	8	7:10.967	8.888	52.525	7	87,387	11
12	68	William Sward	SWE	Tonykart	Sodakart SE	8	7:12.330	10.251	52.190	8	87,948	12
13	54	Thomas Preining	AUT	Gillard	VZ Racing	8	7:12.786	10.707	51.969	8	88,322	13
14	20	Jordan Pepper	RSA	Birel	Kalman Motorsport	8	7:13.191	11.112	52.164	8	87,992	14
15	41	Francisco Mora	POR	FA Kart	Cabo Mundo	8	7:13.552	11.473	52.331	8	87,711	15
16	28	Jan Filip	CZE	Marenello	Hagemann Racing	8	7:14.177	12.098	52.212	7	87,911	16
17	91	Tomas Salva	CZE	MS Kart	MS Kart Racing Team	8	7:14.621	12.542	52.281	7	87,795	17
18	79	Pavel Srdinko	CZE	Birel	Gregor Racing	8	7:15.035	12.956	52.058	7	88,171	18
19	80	Tobias Holm	DEN	Maddox	Maddox Racing	8	7:15.569	13.490	52.585	5	87,287	19
20	38	Tonni Larsen	DEN	First Kart	First Kart s.r.l	8	7:15.771	13.692	52.466	3	87,485	20
21	95	Robin Buijs	NED	Birel	KSG	8	7:16.859	14.780	52.404	8	87,589	21
22	19	Vince Hercsik	HUN	Birel	Kalman Motorsport	8	7:17.309	15.230	52.699	8	87,098	22
23	49	Patrik Pastorok	SVK	Birel	Gregor Racing	8	7:21.355	19.276	52.525	5	87,387	23
24	52	Luka Kamali	GER	CRG	DMV Racing Team	8	7:27.758	25.679	52.429	7	87,547	24
25	70	Mathias Kristensen	DEN	Maddox	Maddox Racing	7	6:16.575	1 Lap	52.165	7	87,990	25
26	48	Waltteri Vaakanainen	FIN	Parolin	Formula K Belgium	5	4:34.637	3 Laps	53.061	2	86,504	26
27	92	Sven van der Slik	NED	Tonykart		4	3:45.175	4 Laps	53.578	3	85,669	27
28	43	Pierre Auvray	FRA	FA Kart	DSS Kart		0.842	8 Laps		0	-	28

Announcements

These results are provisional until the conclusion of any judicial and technical matters
 No. 80 time penalty 10 sec. / reason leaving corridor with 4 wheels
 Started: 28 Classified: 28 Not classified:0

Margin of Victory	Ø km/h	Best Lap Tm	km/h	Best Lap by
0.349	86,998	51.603	88,948	86 - Philip Morin

Official Timing www.motorsport-events.se / www.camp-company.de Orbits

Timekeeping Ingrid and Meik Wagner:  Clerk of the course Nigel Edwards: www.mylaps.com
 Steward (Chairman) Olivier Steveny: Chief Scrutineer Paul Klaassen: Licensed to: Motorsport Events
 Printed: 2011-05-28 11:29:18 posted at: h



ROTAX Euro Challenge Wackersdorf/Germany

Rotax Juniors

Wackersdorf 1,275 Km

RACE 4 Qualifying Heat 2 C-D

2011-05-28 11:10

Race (8 Laps) started at 11:14:19

Lap	Lap Tm	Diff	Time of Day
(11) Dave Blom			
1	55.528	+3.538	11:15:15.825
2	52.729	+0.739	11:16:08.554
3	52.574	+0.584	11:17:01.128
4	52.238	+0.248	11:17:53.366
5	51.990		11:18:45.356
6	52.106	+0.116	11:19:37.462
7	52.186	+0.196	11:20:29.648
8	52.031	+0.041	11:21:21.679
(36) Guust Specken			
1	54.561	+2.395	11:15:14.161
2	53.576	+1.410	11:16:07.737
3	52.643	+0.477	11:17:00.380
4	52.465	+0.299	11:17:52.845
5	52.199	+0.033	11:18:45.044
6	52.166		11:19:37.210
7	52.216	+0.050	11:20:29.426
8	52.602	+0.436	11:21:22.028
(97) Sam Schippers			
1	55.545	+3.660	11:15:15.464
2	52.953	+1.068	11:16:08.417
3	52.896	+1.011	11:17:01.313
4	52.573	+0.688	11:17:53.886
5	52.281	+0.396	11:18:46.167
6	52.397	+0.512	11:19:38.564
7	52.126	+0.241	11:20:30.690
8	51.885		11:21:22.575
(27) Kaan Onder			
1	55.771	+3.989	11:15:15.983
2	53.574	+1.792	11:16:09.557
3	53.264	+1.482	11:17:02.821
4	52.596	+0.814	11:17:55.417
5	52.254	+0.472	11:18:47.671
6	51.978	+0.196	11:19:39.649
7	52.016	+0.234	11:20:31.665
8	51.782		11:21:23.447
(80) Tobias Holm			
1	55.027	+2.442	11:15:14.742
2	53.329	+0.744	11:16:08.071
3	52.897	+0.312	11:17:00.968
4	53.246	+0.661	11:17:54.214
5	52.585		11:18:46.799
6	52.756	+0.171	11:19:39.555
7	52.935	+0.350	11:20:32.490
8	52.679	+0.094	11:21:25.169
(16) Alexander Weiss			
1	58.334	+6.531	11:15:19.702
2	52.813	+1.010	11:16:12.515
3	52.302	+0.499	11:17:04.817
4	52.263	+0.460	11:17:57.080
5	53.644	+1.841	11:18:50.724
6	51.803		11:19:42.527
7	51.816	+0.013	11:20:34.343
8	52.572	+0.769	11:21:26.915
(86) Philip Morin			
1	55.808	+4.205	11:15:16.430
2	52.949	+1.346	11:16:09.379
3	57.528	+5.925	11:17:06.907
4	52.861	+1.258	11:17:59.768

Lap	Lap Tm	Diff	Time of Day
5	52.002	+0.399	11:18:51.770
6	52.054	+0.451	11:19:43.824
7	51.603		11:20:35.427
8	52.271	+0.668	11:21:27.698
(66) Randy Berglas			
1	57.626	+5.715	11:15:19.344
2	52.491	+0.580	11:16:11.835
3	53.091	+1.180	11:17:04.926
4	52.775	+0.864	11:17:57.701
5	52.768	+0.857	11:18:50.469
6	52.181	+0.270	11:19:42.650
7	51.911		11:20:34.561
8	53.241	+1.330	11:21:27.802
(40) Janneau Esmeijer			
1	58.278	+6.517	11:15:19.783
2	52.657	+0.896	11:16:12.440
3	53.743	+1.982	11:17:06.183
4	52.816	+1.055	11:17:58.999
5	52.294	+0.533	11:18:51.293
6	51.761		11:19:43.054
7	52.209	+0.448	11:20:35.263
8	52.592	+0.831	11:21:27.855
(25) Jay Goodwin			
1	58.460	+6.613	11:15:18.967
2	53.062	+1.215	11:16:12.029
3	53.039	+1.192	11:17:05.068
4	52.730	+0.883	11:17:57.798
5	53.188	+1.341	11:18:50.986
6	51.847		11:19:42.833
7	52.770	+0.923	11:20:35.603
8	52.712	+0.865	11:21:28.315
(39) Finn Kooijman			
1	59.669	+7.608	11:15:20.688
2	52.758	+0.697	11:16:13.446
3	53.370	+1.309	11:17:06.816
4	53.576	+1.515	11:18:00.392
5	52.954	+0.893	11:18:53.346
6	52.231	+0.170	11:19:45.577
7	52.061		11:20:37.638
8	52.612	+0.551	11:21:30.250
(50) Shayur Harpal			
1	56.275	+3.750	11:15:16.368
2	53.559	+1.034	11:16:09.927
3	53.725	+1.200	11:17:03.652
4	52.840	+0.315	11:17:56.492
5	54.715	+2.190	11:18:51.207
6	53.410	+0.885	11:19:44.617
7	52.525		11:20:37.142
8	53.425	+0.900	11:21:30.567
(68) William Sward			
1	57.937	+5.747	11:15:17.825
2	53.253	+1.063	11:16:11.078
3	52.776	+0.586	11:17:03.854
4	52.769	+0.579	11:17:56.623
5	53.295	+1.105	11:18:49.918
6	52.428	+0.238	11:19:42.346
7	57.394	+5.204	11:20:39.740
8	52.190		11:21:31.930
(54) Thomas Preining			

Lap	Lap Tm	Diff	Time of Day
1	59.609	+7.640	11:15:21.464
2	54.054	+2.085	11:16:15.518
3	52.594	+0.625	11:17:08.112
4	53.897	+1.928	11:18:02.009
5	53.053	+1.084	11:18:55.062
6	52.914	+0.945	11:19:47.976
7	52.441	+0.472	11:20:40.417
8	51.969		11:21:32.386
(20) Jordan Pepper			
1	55.867	+3.703	11:15:15.690
2	53.625	+1.461	11:16:09.315
3	55.242	+3.078	11:17:04.557
4	57.092	+4.928	11:18:01.649
5	53.722	+1.558	11:18:55.371
6	52.936	+0.772	11:19:48.307
7	52.320	+0.156	11:20:40.627
8	52.164		11:21:32.791
(41) Francisco Mora			
1	59.092	+6.761	11:15:20.916
2	53.094	+0.763	11:16:14.010
3	53.411	+1.080	11:17:07.421
4	53.938	+1.607	11:18:01.359
5	53.099	+0.768	11:18:54.458
6	52.639	+0.308	11:19:47.097
7	53.724	+1.393	11:20:40.821
8	52.331		11:21:33.152
(28) Jan Filip			
1	1:00.349	+8.137	11:15:21.068
2	54.075	+1.863	11:16:15.143
3	52.671	+0.459	11:17:07.814
4	54.415	+2.203	11:18:02.229
5	53.802	+1.590	11:18:56.031
6	52.626	+0.414	11:19:48.657
7	52.212		11:20:40.869
8	52.908	+0.696	11:21:33.777
(91) Tomas Salva			
1	1:01.426	+9.145	11:15:22.468
2	54.052	+1.771	11:16:16.520
3	52.818	+0.537	11:17:09.338
4	53.271	+0.990	11:18:02.609
5	53.571	+1.290	11:18:56.180
6	52.615	+0.334	11:19:48.795
7	52.281		11:20:41.076
8	53.145	+0.864	11:21:34.221
(79) Pavel Srdinko			
1	59.680	+7.622	11:15:21.283
2	53.376	+1.318	11:16:14.659
3	52.899	+0.841	11:17:07.558
4	54.160	+2.102	11:18:01.718
5	55.519	+3.461	11:18:57.237
6	52.403	+0.345	11:19:49.640
7	52.058		11:20:41.698
8	52.937	+0.879	11:21:34.635
(38) Tonni Larsen			
1	1:00.479	+8.013	11:15:22.347
2	54.000	+1.534	11:16:16.347
3	52.466		11:17:08.813
4	53.911	+1.445	11:18:02.724
5	54.250	+1.784	11:18:56.974
6	53.078	+0.612	11:19:50.052

Timekeeping Ingrid and Meik Wagner:



Clerk of the course Nigel Edwards:

www.mylaps.com

Steward (Chairman) Olivier Stevely:

Chief Scrutineer Paul Klaassen:

Licensed to: Motorsport Events



ROTEX Euro Challenge Wackersdorf/Germany

Rotax Juniors

Wackersdorf 1,275 Km

RACE 4 Qualifying Heat 2 C-D

2011-05-28 11:10

Race (8 Laps) started at 11:14:19

Lap	Lap Tm	Diff	Time of Day
7	52.560	+0.094	11:20:42.612
8	52.759	+0.293	11:21:35.371

(95) Robin Buijs

1	58.581	+6.177	11:15:20.090
2	52.662	+0.258	11:16:12.752
3	53.023	+0.619	11:17:05.775
4	53.877	+1.473	11:17:59.652
5	54.238	+1.834	11:18:53.890
6	57.276	+4.872	11:19:51.166
7	52.889	+0.485	11:20:44.055
8	52.404		11:21:36.459

(19) Vince Hercsik

1	1:05.138	+12.439	11:15:25.485
2	53.955	+1.256	11:16:19.440
3	53.218	+0.519	11:17:12.658
4	53.071	+0.372	11:18:05.729
5	52.994	+0.295	11:18:58.723
6	52.743	+0.044	11:19:51.466
7	52.744	+0.045	11:20:44.210
8	52.699		11:21:36.909

(49) Patrik Pastorok

1	58.761	+6.236	11:15:20.796
2	53.477	+0.952	11:16:14.273
3	52.935	+0.410	11:17:07.208
4	54.218	+1.693	11:18:01.426
5	52.525		11:18:53.951
6	53.531	+1.006	11:19:47.482
7	53.143	+0.618	11:20:40.625
8	1:00.330	+7.805	11:21:40.955

(52) Luka Kamali

1	1:17.456	+25.027	11:15:38.363
2	53.218	+0.789	11:16:31.581
3	52.706	+0.277	11:17:24.287
4	52.646	+0.217	11:18:16.933
5	52.717	+0.288	11:19:09.650
6	52.827	+0.398	11:20:02.477
7	52.429		11:20:54.906
8	52.452	+0.023	11:21:47.358

(70) Mathias Kristensen

1	56.476	+4.311	11:15:16.730
2	53.419	+1.254	11:16:10.149
3	53.591	+1.426	11:17:03.740
4	54.381	+2.216	11:17:58.121
5	53.077	+0.912	11:18:51.198
6	52.812	+0.647	11:19:44.010
7	52.165		11:20:36.175

(48) Walteri Vaakanainen

1	59.250	+6.189	11:15:20.460
2	53.061		11:16:13.521
3	53.175	+0.114	11:17:06.696
4	53.255	+0.194	11:17:59.951
5	54.286	+1.225	11:18:54.237

(92) Sven van der Slik

1	1:02.457	+8.879	11:15:22.243
2	54.571	+0.993	11:16:16.814
3	53.578		11:17:10.392
4	54.383	+0.805	11:18:04.775

Lap Lap Tm Diff Time of Day

Lap Lap Tm Diff Time of Day





ROTAX Euro Challenge Wackersdorf/Germany

Rotax Juniors

Wackersdorf 1,275 Km

RACE 9 Qualifying Heat 3 A-C

2011-05-28 14:00


Race (8 Laps) started at 14:04:02

Pos	No.	Name	Nat.	Chassis	Race Team	Laps	Total Tm	Diff	Best Tm	In Lap	km/h	Points
1	36	Guust Specken	NED	Intrepid	Team TKP	8	7:00.256		51.969	8	88,322	0
2	69	Alexis Araujo	ESP	Gillard	Protrain Racing	8	7:02.595	2.339	52.292	8	87,776	2
3	11	Dave Blom	NED	Parolin	Formula K Holland	8	7:03.502	3.246	51.898	6	88,443	3
4	6	Ukyo Sasahara	JPN	Kosmic	Paul Carr Racing	8	7:03.831	3.575	51.449	7	89,215	4
5	86	Philip Morin	SWE	Kosmic	Paul Carr Racing	8	7:04.978	4.722	51.805	8	88,601	5
6	68	William Sward	SWE	Tonykart	Sodakart SE	8	7:05.281	5.025	52.087	5	88,122	6
7	87	Matt Soloman	HKG	Kosmic	Paul Carr Racing	8	7:06.705	6.449	52.248	7	87,850	7
8	35	Eric Johansson	SWE	Alonso	Evolution Racing	8	7:07.117	6.861	52.077	7	88,139	8
9	78	Lars Lamborelle	NED	Intrepid	Team TKP Intrepid	8	7:07.761	7.505	51.989	7	88,288	9
10	18	Alessandro Latif	GBR	Gillard	Protrain Racing	8	7:08.139	7.883	52.423	7	87,557	10
11	95	Robin Buijs	NED	Birel	KSG	8	7:11.553	11.297	52.368	7	87,649	11
12	55	Petr Fulin	CZE	MS Kart	MS Kart Racing Team	8	7:11.886	11.630	52.535	8	87,370	12
13	41	Francisco Mora	POR	FA Kart	Cabo Mundo	8	7:12.235	11.979	52.117	8	88,071	13
14	92	Sven van der Slik	NED	Tonykart		8	7:12.655	12.399	52.478	7	87,465	14
15	32	Martins Steinerts	LAT	MS Kart	Steinerts RT	8	7:14.316	14.060	52.802	3	86,929	15
16	25	Jay Goodwin	GBR	Tonykart	Strawberry Racing	8	7:14.607	14.351	52.145	7	88,024	16
17	52	Luka Kamali	GER	CRG	DMV Racing Team	8	7:14.735	14.479	52.784	4	86,958	17
18	59	Ralf Aron	EST	Kosmic	Aix Racing Team	8	7:15.696	15.440	53.135	6	86,384	18
19	50	Shayur Harpal	RSA	Birel	Kalman Motorsport	8	7:16.559	16.303	52.643	6	87,191	19
20	26	Jessica Backman	SWE	Tonykart	Strawberry Racing	8	7:16.911	16.655	52.788	3	86,952	20
21	91	Tomas Salva	CZE	MS Kart	MS Kart Racing Team	8	7:19.391	19.135	53.180	8	86,311	21
22	63	Maximilian Weinzierl	AUT	Birel	Speedworld Academy	8	7:21.587	21.331	53.548	4	85,717	22
23	38	Tonni Larsen	DEN	First Kart	First Kart s.r.l	8	7:21.665	21.409	53.356	5	86,026	23
24	14	Jordi van Moorsel	NED	Tonykart	Strawberry Racing	8	7:23.018	22.762	51.784	7	88,637	24
25	84	Stefano Van Galen	NED	Exprit	Van Galen Racing	8	7:23.677	23.421	51.805	7	88,601	25
26	77	Fazio Franssen	NED	CRG	CRG Holland	8	7:24.344	24.088	52.618	4	87,233	26
27	27	Kaan Onder	TUR	Gillard	Borusan Otomotiv M/S	8	7:32.622	32.366	52.244	6	87,857	27
28	4	Nathan Harrison	GBR	Tonykart	Strawberry Racing	7	7:02.841	1 Lap	52.358	7	87,666	28
29	79	Pavel Srdinko	CZE	Birel	Gregor Racing		1.815	8 Laps		0	-	29

Announcements

These results are provisional until the conclusion of any judicial and technical matters
 Started: 29 Classified: 29 Not classified: 0

Margin of Victory	Ø km/h	Best Lap Tm	km/h	Best Lap by
2.339	87,375	51.449	89,215	6 - Ukyo Sasahara

Timekeeping Ingrid and Meik Wagner:  Clerk of the course Nigel Edwards: www.mylaps.com
 Steward (Chairman) Olivier Steveny: Chief Scrutineer Paul Klaassen: Licensed to: Motorsport Events
 Printed: 2011-05-28 14:13:34 posted at: h



ROTAX Euro Challenge Wackersdorf/Germany

Rotax Juniors

Wackersdorf 1,275 Km

RACE 9 Qualifying Heat 3 A-C

2011-05-28 14:00

Race (8 Laps) started at 14:04:02

Lap	Lap Tm	Diff	Time of Day
7	53.034	+0.246	14:10:24.243
8	54.840	+2.052	14:11:19.083

(91) Tomas Salva

1	1:00.607	+7.427	14:05:04.260
2	54.321	+1.141	14:05:58.581
3	54.375	+1.195	14:06:52.956
4	53.726	+0.546	14:07:46.682
5	53.842	+0.662	14:08:40.524
6	54.279	+1.099	14:09:34.803
7	53.580	+0.400	14:10:28.383
8	53.180		14:11:21.563

(63) Maximilian Weinzierl

1	1:00.121	+6.573	14:05:04.181
2	54.156	+0.608	14:05:58.337
3	54.552	+1.004	14:06:52.889
4	53.548		14:07:46.437
5	53.896	+0.348	14:08:40.333
6	54.135	+0.587	14:09:34.468
7	54.612	+1.064	14:10:29.080
8	54.679	+1.131	14:11:23.759

(38) Tonni Larsen

1	1:00.038	+6.682	14:05:04.149
2	54.325	+0.969	14:05:58.474
3	54.894	+1.538	14:06:53.368
4	53.709	+0.353	14:07:47.077
5	53.356		14:08:40.433
6	54.222	+0.866	14:09:34.655
7	54.363	+1.007	14:10:29.018
8	54.819	+1.463	14:11:23.837

(14) Jordi van Moorsel

1	1:17.726	+25.942	14:05:20.775
2	52.536	+0.752	14:06:13.311
3	52.218	+0.434	14:07:05.529
4	52.046	+0.262	14:07:57.575
5	51.932	+0.148	14:08:49.507
6	51.868	+0.084	14:09:41.375
7	51.784		14:10:33.159
8	52.031	+0.247	14:11:25.190

(84) Stefano Van Galen

1	1:15.841	+24.036	14:05:19.702
2	52.780	+0.975	14:06:12.482
3	52.941	+1.136	14:07:05.423
4	52.341	+0.536	14:07:57.764
5	52.116	+0.311	14:08:49.880
6	52.004	+0.199	14:09:41.884
7	51.805		14:10:33.689
8	52.160	+0.355	14:11:25.849

(77) Fazio Franssen

1	57.607	+4.989	14:05:02.026
2	55.659	+3.041	14:05:57.685
3	53.280	+0.662	14:06:50.965
4	52.618		14:07:43.583
5	53.454	+0.836	14:08:37.037
6	52.856	+0.238	14:09:29.893
7	54.458	+1.840	14:10:24.351
8	1:02.165	+9.547	14:11:26.516

(27) Kaan Onder

1	1:22.622	+30.378	14:05:25.585
2	53.402	+1.158	14:06:18.987

Lap	Lap Tm	Diff	Time of Day
3	52.895	+0.651	14:07:11.882
4	53.041	+0.797	14:08:04.923
5	52.583	+0.339	14:08:57.506
6	52.244		14:09:49.750
7	52.423	+0.179	14:10:42.173
8	52.621	+0.377	14:11:34.794

(4) Nathan Harrison

1	56.473	+4.115	14:05:00.190
2	56.751	+4.393	14:05:56.941
3	54.059	+1.701	14:06:51.000
4	1:36.117	+43.759	14:08:27.117
5	53.164	+0.806	14:09:20.281
6	52.374	+0.016	14:10:12.655
7	52.358		14:11:05.013

Lap	Lap Tm	Diff	Time of Day
-----	--------	------	-------------

Timekeeping Ingrid and Meik Wagner:



Clerk of the course Nigel Edwards:

Steward (Chairman) Olivier Steveny:

Chief Scrutineer Paul Klaassen:

www.mylaps.com



ROTAX Euro Challenge Wackersdorf/Germany

Rotax Juniors

Wackersdorf 1,275 Km

RACE 10 Qualifying Heat 4 B-D

2011-05-28 14:20


Race (8 Laps) started at 14:22:19

Pos	No.	Name	Nat.	Chassis	Race Team	Laps	Total Tm	Diff	Best Tm	In Lap	km/h	Points
1	30	Moritz Oberheim	GER	Energy	Jedi Racingteam	8	6:59.719		51.980	7	88,303	0
2	13	Jasper de Brouwer	NED	Alonso	Evolution Racing	8	7:02.040	2.321	52.166	7	87,988	2
3	22	Fred Alliksaar	EST	Tonykart	Max Racing	8	7:03.593	3.874	52.143	8	88,027	3
4	58	Gavin Jonk	NED	Gillard	VZ Racing	8	7:05.688	5.969	52.031	5	88,217	4
5	96	Fabian Eisinger	GER	Intrepid	VPD Team Germany	8	7:06.816	7.097	52.598	8	87,266	5
6	40	Janneau Esmeijer	NED	Intrepid	Team TKP	8	7:06.934	7.215	51.728	6	88,733	6
7	16	Alexander Weiss	DEN	Bremer	RBR Kart Team	8	7:08.376	8.657	51.992	7	88,283	7
8	93	Bartlomiej Mochnecki	POL	CRG	Wyrzykowski Motorsport	8	7:10.381	10.662	52.754	8	87,008	8
9	61	Lukas Wenig	GER	M-Tec	Nintendo Team Scheider	8	7:11.482	11.763	51.661	7	88,848	9
10	66	Randy Berglas	SUI	Mach 1	Mach 1 Motorsport	8	7:11.570	11.851	51.864	6	88,501	10
11	54	Thomas Preining	AUT	Gillard	VZ Racing	8	7:12.073	12.354	51.834	6	88,552	11
12	39	Finn Kooijman	NED	PDB Belgium	De Feyter	8	7:12.118	12.399	51.918	6	88,409	12
13	17	Ryo Hirooka	JPN	Intrepid	Intrepid Force Rotax	8	7:12.496	12.777	52.063	6	88,162	13
14	43	Pierre Auvray	FRA	FA Kart	DSS Kart	8	7:12.959	13.240	52.181	6	87,963	14
15	28	Jan Filip	CZE	Marenello	Hagemann Racing	8	7:13.109	13.390	52.622	7	87,226	15
16	64	Peter Huber	AUT	Birel	Speedworld Academy	8	7:13.389	13.670	52.279	6	87,798	16
17	62	Ferdinand Habsburg	AUT	Birel	Speedworld Academy	8	7:13.490	13.771	52.233	6	87,875	17
18	97	Sam Schippers	NED	Intrepid	Team TKP	8	7:14.361	14.642	51.999	6	88,271	18
19	20	Jordan Pepper	RSA	Birel	Kalman Motorsport	8	7:15.036	15.317	51.939	6	88,373	19
20	57	Lennert van Bogaert	BEL	Sodi	Sodiracing.nl	8	7:15.223	15.504	51.944	6	88,364	20
21	49	Patrik Pastorok	SVK	Birel	Gregor Racing	8	7:17.765	18.046	52.219	8	87,899	21
22	70	Mathias Kristensen	DEN	Maddox	Maddox Racing	8	7:21.944	22.225	52.704	4	87,090	22
23	94	Mitja Chebulj	SLO	Intrepid	AKK Sportstil	8	7:22.380	22.661	53.048	4	86,525	23
24	48	Walteri Vaakanainen	FIN	Parolin	Formula K Belgium	8	7:24.772	25.053	52.650	6	87,179	24
25	45	Jan Jonck	DEN	Kosmic	PB Kart Race	6	5:23.539	2 Laps	52.536	5	87,369	25
26	34	Mikkel Bang Johnsen	DEN	Haase	DMT Racing.DK	6	5:23.809	2 Laps	52.406	5	87,585	26
27	80	Tobias Holm	DEN	Maddox	Maddox Racing	6	5:24.078	2 Laps	53.041	4	86,537	27
28	19	Vince Hercsik	HUN	Birel	Kalman Motorsport	6	5:33.887	2 Laps	53.759	2	85,381	28

Announcements

These results are provisional until the conclusion of any judicial and technical matters
 Started: 28 Classified: 28 Not classified: 0

Margin of Victory	Ø km/h	Best Lap Tm	km/h	Best Lap by
2.321	87,487	51.661	88,848	61 - Lukas Wenig

Timekeeping Ingrid and Meik Wagner:  Clerk of the course Nigel Edwards: www.mylaps.com
 Steward (Chairman) Olivier Steveny: Chief Scrutineer Paul Klaassen: Licensed to: Motorsport Events
 Printed: 2011-05-28 14:33:22 posted at: h



ROTAX Euro Challenge Wackersdorf/Germany

Rotax Juniors

Wackersdorf 1,275 Km

RACE 10 Qualifying Heat 4 B-D

2011-05-28 14:20

Race (8 Laps) started at 14:22:19

Lap	Lap Tm	Diff	Time of Day
(30) Moritz Oberheim			
1	53.429	+1.449	14:23:13.278
2	52.867	+0.887	14:24:06.145
3	52.440	+0.460	14:24:58.585
4	52.336	+0.356	14:25:50.921
5	52.284	+0.304	14:26:43.205
6	52.174	+0.194	14:27:35.379
7	51.980		14:28:27.359
8	52.209	+0.229	14:29:19.568
(13) Jasper de Brouwer			
1	54.296	+2.130	14:23:14.501
2	52.893	+0.727	14:24:07.394
3	52.732	+0.566	14:25:00.126
4	52.574	+0.408	14:25:52.700
5	52.493	+0.327	14:26:45.193
6	52.271	+0.105	14:27:37.464
7	52.166		14:28:29.630
8	52.259	+0.093	14:29:21.889
(22) Fred Alliksaar			
1	55.443	+3.300	14:23:15.766
2	53.248	+1.105	14:24:09.014
3	52.775	+0.632	14:25:01.789
4	52.587	+0.444	14:25:54.376
5	52.417	+0.274	14:26:46.793
6	52.280	+0.137	14:27:39.073
7	52.226	+0.083	14:28:31.299
8	52.143		14:29:23.442
(58) Gavin Jonk			
1	56.790	+4.759	14:23:17.711
2	53.199	+1.168	14:24:10.910
3	53.279	+1.248	14:25:04.189
4	52.810	+0.779	14:25:56.999
5	52.031		14:26:49.030
6	52.257	+0.226	14:27:41.287
7	52.097	+0.066	14:28:33.384
8	52.153	+0.122	14:29:25.537
(96) Fabian Eisinger			
1	56.088	+3.490	14:23:16.154
2	54.019	+1.421	14:24:10.173
3	53.189	+0.591	14:25:03.362
4	52.819	+0.221	14:25:56.181
5	52.600	+0.002	14:26:48.781
6	52.626	+0.028	14:27:41.407
7	52.660	+0.062	14:28:34.067
8	52.598		14:29:26.665
(40) Janneau Esmeijer			
1	57.318	+5.590	14:23:18.661
2	53.295	+1.567	14:24:11.956
3	52.979	+1.251	14:25:04.935
4	52.492	+0.764	14:25:57.427
5	52.332	+0.604	14:26:49.759
6	51.728		14:27:41.487
7	52.242	+0.514	14:28:33.729
8	53.054	+1.326	14:29:26.783
(16) Alexander Weiss			
1	59.408	+7.416	14:23:20.657
2	52.577	+0.585	14:24:13.234
3	53.799	+1.807	14:25:07.033
4	52.147	+0.155	14:25:59.180

Lap	Lap Tm	Diff	Time of Day
5	52.601	+0.609	14:26:51.781
6	52.226	+0.234	14:27:44.007
7	51.992		14:28:35.999
8	52.226	+0.234	14:29:28.225
(93) Bartlomiej Mochnacki			
1	57.148	+4.394	14:23:17.839
2	53.429	+0.675	14:24:11.268
3	53.707	+0.953	14:25:04.975
4	53.558	+0.804	14:25:58.533
5	53.010	+0.256	14:26:51.543
6	52.879	+0.125	14:27:44.422
7	53.054	+0.300	14:28:37.476
8	52.754		14:29:30.230
(61) Lukas Wenig			
1	58.116	+6.455	14:23:19.539
2	52.751	+1.090	14:24:12.290
3	53.290	+1.629	14:25:05.580
4	52.543	+0.882	14:25:58.123
5	51.995	+0.334	14:26:50.118
6	52.376	+0.715	14:27:42.494
7	51.661		14:28:34.155
8	57.176	+5.515	14:29:31.331
(66) Randy Berglas			
1	58.535	+6.671	14:23:20.032
2	53.086	+1.222	14:24:13.118
3	56.993	+5.129	14:25:10.111
4	52.231	+0.367	14:26:02.342
5	52.519	+0.655	14:26:54.861
6	51.864		14:27:46.725
7	52.360	+0.496	14:28:39.085
8	52.334	+0.470	14:29:31.419
(54) Thomas Preining			
1	59.515	+7.681	14:23:21.338
2	53.331	+1.497	14:24:14.669
3	52.933	+1.099	14:25:07.602
4	53.436	+1.602	14:26:01.038
5	53.102	+1.268	14:26:54.140
6	51.834		14:27:45.974
7	52.911	+1.077	14:28:38.885
8	53.037	+1.203	14:29:31.922
(39) Finn Kooijman			
1	1:02.922	+11.004	14:23:23.656
2	52.388	+0.470	14:24:16.044
3	52.630	+0.712	14:25:08.674
4	52.022	+0.104	14:26:00.696
5	52.473	+0.555	14:26:53.169
6	51.918		14:27:45.087
7	54.206	+2.288	14:28:39.293
8	52.674	+0.756	14:29:31.967
(17) Ryo Hirooka			
1	1:01.155	+9.092	14:23:21.983
2	52.895	+0.832	14:24:14.878
3	52.961	+0.898	14:25:07.839
4	52.787	+0.724	14:26:00.626
5	52.741	+0.678	14:26:53.367
6	52.063		14:27:45.430
7	53.542	+1.479	14:28:38.972
8	53.373	+1.310	14:29:32.345
(43) Pierre Auvray			

Lap	Lap Tm	Diff	Time of Day
1	57.053	+4.872	14:23:17.543
2	54.324	+2.143	14:24:11.867
3	54.084	+1.903	14:25:05.951
4	52.958	+0.777	14:25:58.909
5	53.456	+1.275	14:26:52.365
6	52.181		14:27:44.546
7	54.677	+2.496	14:28:39.223
8	53.585	+1.404	14:29:32.808
(28) Jan Filip			
1	57.411	+4.789	14:23:18.066
2	54.407	+1.785	14:24:12.473
3	55.042	+2.420	14:25:07.515
4	53.039	+0.417	14:26:00.554
5	53.989	+1.367	14:26:54.543
6	52.942	+0.320	14:27:47.485
7	52.622		14:28:40.107
8	52.851	+0.229	14:29:32.958
(64) Peter Huber			
1	1:00.779	+8.500	14:23:21.307
2	53.479	+1.200	14:24:14.786
3	54.557	+2.278	14:25:09.343
4	52.684	+0.405	14:26:02.027
5	53.338	+1.059	14:26:55.365
6	52.279		14:27:47.644
7	52.647	+0.368	14:28:40.291
8	52.947	+0.668	14:29:33.238
(62) Ferdinand Habsburg			
1	1:01.220	+8.987	14:23:22.248
2	53.513	+1.280	14:24:15.761
3	52.807	+0.574	14:25:08.568
4	52.756	+0.523	14:26:01.324
5	53.805	+1.572	14:26:55.129
6	52.233		14:27:47.362
7	53.081	+0.848	14:28:40.443
8	52.896	+0.663	14:29:33.339
(97) Sam Schippers			
1	55.244	+3.245	14:23:15.463
2	56.075	+4.076	14:24:11.538
3	53.157	+1.158	14:25:04.695
4	1:00.215	+8.215	14:26:04.910
5	52.835	+0.836	14:26:57.745
6	51.999		14:27:49.744
7	52.270	+0.271	14:28:42.014
8	52.196	+0.197	14:29:34.210
(20) Jordan Pepper			
1	1:07.410	+15.471	14:23:27.504
2	53.072	+1.133	14:24:20.576
3	52.915	+0.976	14:25:13.491
4	52.536	+0.597	14:26:06.027
5	52.440	+0.501	14:26:58.467
6	51.939		14:27:50.406
7	52.155	+0.216	14:28:42.561
8	52.324	+0.385	14:29:34.885
(57) Lennert van Bogaert			
1	55.793	+3.849	14:23:16.196
2	54.215	+2.271	14:24:10.411
3	53.631	+1.687	14:25:04.042
4	1:01.623	+9.679	14:26:05.665
5	52.378	+0.434	14:26:58.043
6	51.944		14:27:49.987

Timekeeping Ingrid and Meik Wagner:

Clerk of the course Nigel Edwards:

www.mylaps.com

Steward (Chairman) Olivier Stevny:

Chief Scrutineer Paul Klaassen:

Licensed to: Motorsport Events



ROTAX Euro Challenge Wackersdorf/Germany

Rotax Juniors

Wackersdorf 1,275 Km

RACE 10 Qualifying Heat 4 B-D

2011-05-28 14:20

Race (8 Laps) started at 14:22:19

Lap	Lap Tm	Diff	Time of Day
7	52.259	+0.315	14:28:42.246
8	52.826	+0.882	14:29:35.072

(49) Patrik Pastorok

1	58.249	+6.030	14:23:20.166
2	52.701	+0.482	14:24:12.867
3	1:02.451	+10.232	14:25:15.318
4	52.497	+0.278	14:26:07.815
5	52.538	+0.319	14:27:00.353
6	52.598	+0.379	14:27:52.951
7	52.444	+0.225	14:28:45.395
8	52.219		14:29:37.614

(70) Mathias Kristensen

1	1:06.995	+14.291	14:23:27.304
2	53.491	+0.787	14:24:20.795
3	54.183	+1.479	14:25:14.978
4	52.704		14:26:07.682
5	53.335	+0.631	14:27:01.017
6	52.973	+0.269	14:27:53.990
7	54.589	+1.885	14:28:48.579
8	53.214	+0.510	14:29:41.793

(94) Mitja Chebulj

1	1:04.845	+11.797	14:23:26.613
2	53.381	+0.333	14:24:19.994
3	54.099	+1.051	14:25:14.093
4	53.048		14:26:07.141
5	53.088	+0.040	14:27:00.229
6	53.668	+0.620	14:27:53.897
7	54.596	+1.548	14:28:48.493
8	53.736	+0.688	14:29:42.229

(48) Waltteri Vaakanainen

1	1:12.763	+20.113	14:23:33.891
2	53.574	+0.924	14:24:27.465
3	53.252	+0.602	14:25:20.717
4	52.928	+0.278	14:26:13.645
5	52.867	+0.217	14:27:06.512
6	52.650		14:27:59.162
7	52.727	+0.077	14:28:51.889
8	52.732	+0.082	14:29:44.621

(45) Jan Jonck

1	57.072	+4.536	14:23:18.199
2	53.564	+1.028	14:24:11.763
3	53.101	+0.565	14:25:04.864
4	53.079	+0.543	14:25:57.943
5	52.536		14:26:50.479
6	52.909	+0.373	14:27:43.388

(34) Mikkel Bang Johnsen

1	58.400	+5.994	14:23:19.897
2	52.703	+0.297	14:24:12.600
3	53.458	+1.052	14:25:06.058
4	52.783	+0.377	14:25:58.841
5	52.406		14:26:51.247
6	52.411	+0.005	14:27:43.658

(80) Tobias Holm

1	56.228	+3.187	14:23:16.240
2	54.011	+0.970	14:24:10.251
3	53.582	+0.541	14:25:03.833
4	53.041		14:25:56.874
5	53.161	+0.120	14:26:50.035
6	53.892	+0.851	14:27:43.927

Lap	Lap Tm	Diff	Time of Day
(19) Vince Hercsik			
1	1:01.806	+8.047	14:23:22.207
2	53.759		14:24:15.966
3	53.977	+0.218	14:25:09.943
4	54.034	+0.275	14:26:03.977
5	55.171	+1.412	14:26:59.148
6	54.588	+0.829	14:27:53.736

Lap	Lap Tm	Diff	Time of Day
-----	--------	------	-------------

Timekeeping Ingrid and Meik Wagner:



Clerk of the course Nigel Edwards:

Steward (Chairman) Olivier Steveny:

Chief Scrutineer Paul Klaassen:

www.mylaps.com
Licensed to: Motorsport Events



ROTAX Euro Challenge Wackersdorf/Germany

Rotax Juniors

Wackersdorf 1,275 Km

RACE 15 Qualifying Heat 5 A-D

2011-05-28 16:30


Race (8 Laps) started at 16:32:31

Pos	No.	Name	Nat.	Chassis	Race Team	Laps	Total Tm	Diff	Best Tm	In Lap	km/h	Points
1	6	Ukyo Sasahara	JPN	Kosmic	Paul Carr Racing	8	7:00.140		51.754	7	88,689	0
2	87	Matt Soloman	HKG	Kosmic	Paul Carr Racing	8	7:03.799	3.659	52.233	5	87,875	2
3	18	Alessandro Latif	GBR	Gillard	Protrain Racing	8	7:03.951	3.811	52.459	7	87,497	3
4	69	Alexis Araujo	ESP	Gillard	Protrain Racing	8	7:04.067	3.927	52.497	8	87,434	4
5	20	Jordan Pepper	RSA	Birel	Kalman Motorsport	8	7:04.170	4.030	52.323	5	87,724	5
6	4	Nathan Harrison	GBR	Tonykart	Strawberry Racing	8	7:04.853	4.713	52.079	8	88,135	6
7	59	Ralf Aron	EST	Kosmic	Aix Racing Team	8	7:05.808	5.668	52.561	6	87,327	7
8	16	Alexander Weiss	DEN	Bremer	RBR Kart Team	8	7:05.886	5.746	52.153	6	88,010	8
9	84	Stefano Van Galen	NED	Exprit	Van Galen Racing	8	7:06.190	6.050	51.887	6	88,461	9
10	55	Petr Fulin	CZE	MS Kart	MS Kart Racing Team	8	7:06.425	6.285	52.305	7	87,755	10
11	26	Jessica Backman	SWE	Tonykart	Strawberry Racing	8	7:07.358	7.218	52.528	5	87,382	11
12	49	Patrik Pastorok	SVK	Birel	Gregor Racing	8	7:07.581	7.441	51.963	6	88,332	12
13	40	Janneau Esmeijer	NED	Intrepid	Team TKP	8	7:07.687	7.547	51.752	7	88,692	13
14	28	Jan Filip	CZE	Marenello	Hagemann Racing	8	7:09.715	9.575	52.605	4	87,254	14
15	14	Jordi van Moorsel	NED	Tonykart	Strawberry Racing	8	7:10.340	10.200	51.956	5	88,344	15
16	80	Tobias Holm	DEN	Maddox	Maddox Racing	8	7:10.557	10.417	52.861	6	86,832	16
17	43	Pierre Auvray	FRA	FA Kart	DSS Kart	8	7:10.611	10.471	52.439	7	87,530	17
18	70	Mathias Kristensen	DEN	Maddox	Maddox Racing	8	7:11.161	11.021	52.622	6	87,226	18
19	78	Lars Lamborelle	NED	Intrepid	Team TKP Intrepid	8	7:12.559	12.419	52.179	5	87,966	19
20	77	Fazio Franssen	NED	CRG	CRG Holland	8	7:12.817	12.677	52.747	5	87,019	20
21	32	Martins Steinerts	LAT	MS Kart	Steinerts RT	8	7:13.282	13.142	52.405	7	87,587	21
22	54	Thomas Preining	AUT	Gillard	VZ Racing	8	7:13.815	13.675	52.241	7	87,862	22
23	48	Waltteri Vaakanainen	FIN	Parolin	Formula K Belgium	8	7:13.889	13.749	52.572	5	87,309	23
24	39	Finn Kooijman	NED	PDB Belgium	De Feyter	8	7:14.411	14.271	52.087	8	88,122	24
25	19	Vince Hercsik	HUN	Birel	Kalman Motorsport	8	7:15.078	14.938	52.537	8	87,367	25
26	66	Randy Berglas	SUI	Mach 1	Mach 1 Motorsport	8	7:16.395	16.255	52.238	8	87,867	26
27	97	Sam Schippers	NED	Intrepid	Team TKP	8	7:16.548	16.408	52.083	7	88,129	27
28	63	Maximilian Weinzierl	AUT	Birel	Speedworld Academy	8	7:16.930	16.790	52.858	7	86,836	28
Not classified												
DQ	35	Eric Johansson	SWE	Alonso	Evolution Racing	8	7:07.268	DQ	51.991	7	88,285	31

Announcements

These results are provisional until the conclusion of any judicial and technical matters
 No. 97 time penalty 3 sec. / reason leaving corridor with two wheels
 No. 35 excluded from Heat / reason unfair driving
 Started: 29 Classified: 28 Not classified: 1

Margin of Victory	Ø km/h	Best Lap Tm	km/h	Best Lap by
3.659	87,399	51.752	88,692	40 - Janneau Esmeijer

Timekeeping Ingrid and Meik Wagner:  Clerk of the course Nigel Edwards: www.mylaps.com
 Steward (Chairman) Olivier Steveny: Chief Scrutineer Paul Klaassen: Licensed to: Motorsport Events
 Printed: 2011-05-28 16:46:26 posted at: h



ROTAX Euro Challenge Wackersdorf/Germany

Rotax Juniors

Wackersdorf 1,275 Km

RACE 15 Qualifying Heat 5 A-D

2011-05-28 16:30

Race (8 Laps) started at 16:32:31

Lap	Lap Tm	Diff	Time of Day
7	53.155	+0.976	16:38:50.824
8	52.752	+0.573	16:39:43.576

(77) Fazio Franssen

1	58.757	+6.010	16:33:31.868
2	53.580	+0.833	16:34:25.448
3	53.280	+0.533	16:35:18.728
4	52.921	+0.174	16:36:11.649
5	52.747		16:37:04.396
6	53.281	+0.534	16:37:57.677
7	52.804	+0.057	16:38:50.481
8	53.353	+0.606	16:39:43.834

(32) Martins Steinerts

1	1:00.179	+7.774	16:33:32.505
2	53.390	+0.985	16:34:25.895
3	54.792	+2.387	16:35:20.687
4	52.659	+0.254	16:36:13.346
5	52.797	+0.392	16:37:06.143
6	52.443	+0.038	16:37:58.586
7	52.405		16:38:50.991
8	53.308	+0.903	16:39:44.299

(97) Sam Schippers

1	1:03.128	+11.045	16:33:34.541
2	53.016	+0.933	16:34:27.557
3	53.830	+1.747	16:35:21.387
4	53.271	+1.188	16:36:14.658
5	52.787	+0.704	16:37:07.445
6	52.245	+0.162	16:37:59.690
7	52.083		16:38:51.773
8	52.792	+0.709	16:39:44.565

(54) Thomas Preining

1	59.459	+7.218	16:33:32.595
2	53.879	+1.638	16:34:26.474
3	54.608	+2.367	16:35:21.082
4	52.629	+0.388	16:36:13.711
5	53.062	+0.821	16:37:06.773
6	52.587	+0.346	16:37:59.360
7	52.241		16:38:51.601
8	53.231	+0.990	16:39:44.832

(48) Walteri Vaakanainen

1	59.386	+6.814	16:33:31.800
2	53.568	+0.996	16:34:25.368
3	53.628	+1.056	16:35:18.996
4	54.222	+1.650	16:36:13.218
5	52.572		16:37:05.790
6	52.631	+0.059	16:37:58.421
7	53.074	+0.502	16:38:51.495
8	53.411	+0.839	16:39:44.906

(39) Finn Kooijman

1	56.516	+4.429	16:33:28.650
2	53.259	+1.172	16:34:21.909
3	52.865	+0.778	16:35:14.774
4	1:01.761	+9.674	16:36:16.535
5	52.204	+0.117	16:37:08.739
6	52.447	+0.360	16:38:01.186
7	52.155	+0.068	16:38:53.341
8	52.087		16:39:45.428

(19) Vince Hercsik

1	58.424	+5.887	16:33:30.141
2	55.682	+3.145	16:34:25.823

Lap	Lap Tm	Diff	Time of Day
3	54.604	+2.067	16:35:20.427
4	52.862	+0.325	16:36:13.289
5	54.509	+1.972	16:37:07.798
6	52.714	+0.177	16:38:00.512
7	53.046	+0.509	16:38:53.558
8	52.537		16:39:46.095

(66) Randy Berglas

1	57.965	+5.727	16:33:30.856
2	1:01.245	+9.007	16:34:32.101
3	52.947	+0.709	16:35:25.048
4	52.793	+0.555	16:36:17.841
5	52.434	+0.196	16:37:10.275
6	52.409	+0.171	16:38:02.684
7	52.490	+0.252	16:38:55.174
8	52.238		16:39:47.412

(63) Maximilian Weinzierl

1	59.605	+6.747	16:33:32.422
2	54.792	+1.934	16:34:27.214
3	54.140	+1.282	16:35:21.354
4	53.851	+0.993	16:36:15.205
5	53.217	+0.359	16:37:08.422
6	53.359	+0.501	16:38:01.781
7	52.858		16:38:54.639
8	53.308	+0.450	16:39:47.947

Lap	Lap Tm	Diff	Time of Day
-----	--------	------	-------------



ROTAX Euro Challenge Wackersdorf/Germany

Rotax Juniors

Wackersdorf 1,275 Km

RACE 16 Qualifying Heat 6 B-C **-NEW-**

2011-05-28 16:50


Race (8 Laps) started at 16:52:20

Pos	No.	Name	Nat.	Chassis	Race Team	Laps	Total Tm	Diff	Best Tm	In Lap	km/h	Points
1	68	William Sward	SWE	Tonykart	Sodakart SE	8	7:00.959		52.109	5	88,085	0
2	13	Jasper de Brouwer	NED	Alonso	Evolution Racing	8	7:02.075	1.116	52.229	5	87,882	2
3	86	Philip Morin	SWE	Kosmic	Paul Carr Racing	8	7:02.213	1.254	51.819	5	88,578	3
4	36	Guust Specken	NED	Intrepid	Team TKP	8	7:02.901	1.942	52.115	8	88,074	4
5	58	Gavin Jonk	NED	Gillard	VZ Racing	8	7:04.253	3.294	52.019	6	88,237	5
6	27	Kaan Onder	TUR	Gillard	Borusan Otomotiv M/S	8	7:05.084	4.125	51.831	6	88,557	6
7	11	Dave Blom	NED	Parolin	Formula K Holland	8	7:05.990	5.031	51.760	6	88,679	7
8	92	Sven van der Slik	NED	Tonykart		8	7:06.508	5.549	52.350	6	87,679	8
9	41	Francisco Mora	POR	FA Kart	Cabo Mundo	8	7:10.861	9.902	52.193	8	87,943	9
10	22	Fred Alliksaar	EST	Tonykart	Max Racing	8	7:11.091	10.132	52.429	7	87,547	10
11	93	Bartlomiej Mochnecki	POL	CRG	Wyrzykowski Motorsport	8	7:12.016	11.057	52.482	8	87,459	11
12	61	Lukas Wenig	GER	M-Tec	Nintendo Team Scheider	8	7:12.733	11.774	51.990	7	88,286	12
13	64	Peter Huber	AUT	Birel	Speedworld Academy	8	7:13.329	12.370	52.543	4	87,357	13
14	34	Mikkel Bang Johnsen	DEN	Haase	DMT Racing.DK	8	7:13.822	12.863	52.496	7	87,435	14
15	25	Jay Goodwin	GBR	Tonykart	Strawberry Racing	8	7:14.112	13.153	52.272	8	87,810	15
16	45	Jan Jonck	DEN	Kosmic	PB Kart Race	8	7:14.462	13.503	52.301	8	87,761	16
17	57	Lennert van Bogaert	BEL	Sodi	Sodiracing.nl	8	7:14.709	13.750	52.303	7	87,758	17
18	52	Luka Kamali	GER	CRG	DMV Racing Team	8	7:15.237	14.278	52.342	8	87,692	18
19	95	Robin Buijs	NED	Birel	KSG	8	7:16.131	15.172	52.170	3	87,982	19
20	17	Ryo Hirooka	JPN	Intrepid	Intrepid Force Rotax	8	7:16.618	15.659	52.190	8	87,948	20
21	38	Tonni Larsen	DEN	First Kart	First Kart s.r.l	8	7:17.463	16.504	52.599	8	87,264	21
22	91	Tomas Salva	CZE	MS Kart	MS Kart Racing Team	8	7:18.789	17.830	52.619	8	87,231	22
23	62	Ferdinand Habsburg	AUT	Birel	Speedworld Academy	8	7:21.840	20.881	52.629	3	87,214	23
24	79	Pavel Srdinko	CZE	Birel	Gregor Racing	8	7:22.282	21.323	53.110	2	86,424	24
25	94	Mitja Chebulj	SLO	Intrepid	AKK Sportstil	8	7:22.589	21.630	53.358	5	86,023	25
26	50	Shayur Harpal	RSA	Birel	Kalman Motorsport	1	1:21.870	7 Laps	1:21.390	1	56,395	26
Not classified												
DQ	30	Moritz Oberheim	GER	Energy	Jedi Racingteam	8	7:02.727	DQ	51.890	5	88,456	31
DQ	96	Fabian Eisinger	GER	Intrepid	VPD Team Germany	8	7:02.985	DQ	52.310	5	87,746	31

Announcements

These results are provisional until the conclusion of any judicial and technical matters
 No. 36 time penalty 3 sec. / leaving corridor with two wheels
 Started: 28 Classified: 26 Not classified: 2
 No. 96 + No. 30 excluded from heat / Reason technical non conformity

Margin of Victory	Ø km/h	Best Lap Tm	km/h	Best Lap by
1.116	87,229	51.760	88,679	11 - Dave Blom

Timekeeping Ingrid and Meik Wagner:  Clerk of the course Nigel Edwards: www.mylaps.com
 Steward (Chairman) Olivier Steveny: Chief Scrutineer Paul Klaassen: Licensed to: Motorsport Events
 Printed: 2011-05-28 18:32:00 posted at: h



ROTAX Euro Challenge Wackersdorf/Germany

Rotax Juniors

Wackersdorf 1,275 Km

RACE 16 Qualifying Heat 6 B-C

2011-05-28 16:50

Race (8 Laps) started at 16:52:20

Lap	Lap Tm	Diff	Time of Day
7	52.371	+0.029	16:58:43.363
8	52.342		16:59:35.705

(95) Robin Buijs

1	59.178	+7.008	16:53:21.412
2	54.095	+1.925	16:54:15.507
3	52.170		16:55:07.677
4	52.717	+0.547	16:56:00.394
5	57.565	+5.395	16:56:57.959
6	53.455	+1.285	16:57:51.414
7	52.584	+0.414	16:58:43.998
8	52.601	+0.431	16:59:36.599

(17) Ryo Hirooka

1	57.263	+5.073	16:53:18.945
2	53.422	+1.232	16:54:12.367
3	53.569	+1.379	16:55:05.936
4	53.567	+1.377	16:55:59.503
5	57.712	+5.522	16:56:57.215
6	54.631	+2.441	16:57:51.846
7	53.050	+0.860	16:58:44.896
8	52.190		16:59:37.086

(38) Tonni Larsen

1	58.963	+6.364	16:53:21.744
2	54.073	+1.474	16:54:15.817
3	54.379	+1.780	16:55:10.196
4	55.286	+2.687	16:56:05.482
5	53.057	+0.458	16:56:58.539
6	53.925	+1.326	16:57:52.464
7	52.868	+0.269	16:58:45.332
8	52.599		16:59:37.931

(91) Tomas Salva

1	57.964	+5.345	16:53:19.722
2	52.953	+0.334	16:54:12.675
3	53.562	+0.943	16:55:06.237
4	53.993	+1.374	16:56:00.230
5	58.033	+5.414	16:56:58.263
6	53.322	+0.703	16:57:51.585
7	55.053	+2.434	16:58:46.638
8	52.619		16:59:39.257

(62) Ferdinand Habsburg

1	1:03.843	+11.214	16:53:25.702
2	52.790	+0.161	16:54:18.492
3	52.629		16:55:11.121
4	53.982	+1.353	16:56:05.103
5	53.229	+0.600	16:56:58.332
6	53.360	+0.731	16:57:51.692
7	56.485	+3.856	16:58:48.177
8	54.131	+1.502	16:59:42.308

(79) Pavel Srdinko

1	56.967	+3.857	16:53:19.394
2	53.110		16:54:12.504
3	54.019	+0.909	16:55:06.523
4	53.213	+0.103	16:55:59.736
5	59.664	+6.554	16:56:59.400
6	53.998	+0.888	16:57:53.398
7	55.082	+1.972	16:58:48.480
8	54.270	+1.160	16:59:42.750

(94) Mitja Chebulj

1	57.478	+4.120	16:53:20.294
2	55.963	+2.605	16:54:16.257

Lap	Lap Tm	Diff	Time of Day
3	54.128	+0.770	16:55:10.385
4	54.044	+0.686	16:56:04.429
5	53.358		16:56:57.787
6	55.927	+2.569	16:57:53.714
7	54.169	+0.811	16:58:47.883
8	55.174	+1.816	16:59:43.057

(50) Shayur Harpal

1	1:21.390		16:53:42.338
---	-----------------	--	--------------

Lap	Lap Tm	Diff	Time of Day
-----	--------	------	-------------

Timekeeping Ingrid and Meik Wagner:



Clerk of the course Nigel Edwards:

Steward (Chairman) Olivier Steveny:

Chief Scrutineer Paul Klaassen:

www.mylaps.com



Rotax Max Euro Challenge 2011

Rotax Max Juniors

Wackersdorf / Germany

Ranking after Heats

Pos.	No.	Firstname	Lastname	Nat.	Chassis	Race Team	QP	Points	Diff.	A-B	C-D	A-C	B-D	A-D	B-C
1	6	Ukyo	Sasahara	JPN	Kosmic	Paul Carr Racing	25	4		0	--	4	--	0	--
2	36	Guust	Specken	NED	Intrepid	Team TKP	3	6	-2	--	2	0	--	--	4
3	11	Dave	Blom	NED	Parolin	Formula K Holland	23	10	-6	--	0	3	--	--	7
4	69	Alexis	Araujo	ESP	Gillard	Protrain Racing	1	12	-8	6	--	2	--	4	--
5	87	Matt	Soloman	HKG	Kosmic	Paul Carr Racing	21	12	-8	3	--	7	--	2	--
6	13	Jasper	de Brouwer	NED	Alonso	Evolution Racing	10	14	-10	10	--	--	2	--	2
7	86	Philip	Morin	SWE	Kosmic	Paul Carr Racing	31	14	-10	--	6	5	--	--	3
8	68	William	Sward	SWE	Tonykart	Sodakart SE	11	18	-14	--	12	6	--	--	0
9	58	Gavin	Jonk	NED	Gillard	VZ Racing	34	18	-14	9	--	--	4	--	5
10	18	Alessandro	Latif	GBR	Gillard	Protrain Racing	5	20	-16	7	--	10	--	3	--
11	16	Alexander	Weiss	DEN	Bremer	RBR Kart Team	40	20	-16	--	5	--	7	8	--
12	22	Fred	Alliksaar	EST	Tonykart	Max Racing	14	24	-20	11	--	--	3	--	10
13	40	Janneau	Esmeijer	NED	Intrepid	Team TKP	44	27	-23	--	8	--	6	13	--
14	55	Petr	Fulin	CZE	MS Kart	MS Kart Racing Team	13	30	-26	8	--	12	--	10	--
15	30	Moritz	Oberheim	GER	Energy	Jedi Racingteam	2	33	-29	2	--	--	0	--	31
16	27	Kaan	Onder	TUR	Gillard	Borusan Otomotiv M/S	19	37	-33	--	4	27	--	--	6
17	41	Francisco	Mora	POR	FA Kart	Cabo Mundo	55	37	-33	--	15	13	--	--	9
18	20	Jordan	Pepper	RSA	Birel	Kalman Motorsport	8	38	-34	--	14	--	19	5	--
19	93	Bartlomiej	Mochnacki	POL	CRG	Wyrzykowski Motorsport	26	38	-34	19	--	--	8	--	11
20	4	Nathan	Harrison	GBR	Tonykart	Strawberry Racing	37	38	-34	4	--	28	--	6	--
21	84	Stefano	Van Galen	NED	Exprit	Van Galen Racing	41	39	-35	5	--	25	--	9	--
22	25	Jay	Goodwin	GBR	Tonykart	Strawberry Racing	27	40	-36	--	9	16	--	--	15
23	78	Lars	Lamborelle	NED	Intrepid	Team TKP Intrepid	53	42	-38	14	--	9	--	19	--
24	66	Randy	Berglas	SUI	Mach 1	Mach 1 Motorsport	48	43	-39	--	7	--	10	26	--
25	28	Jan	Filip	CZE	Marenello	Hagemann Racing	28	45	-41	--	16	--	15	14	--
26	39	Finn	Kooijman	NED	PDB Belgium	De Feyter	32	46	-42	--	10	--	12	24	--
27	54	Thomas	Preining	AUT	Gillard	VZ Racing	52	46	-42	--	13	--	11	22	--
28	97	Sam	Schippers	NED	Intrepid	Team TKP	12	48	-44	--	3	--	18	27	--
Position 1 -28 qualified for Prefinal															
29	92	Sven	van der Slik	NED	Tonykart		7	49	-45	--	27	14	--	--	8
30	61	Lukas	Wenig	GER	M-Tec	Nintendo Team Scheider	46	49	-45	28	--	--	9	--	12
31	59	Ralf	Aron	EST	Kosmic	Aix Racing Team	9	50	-46	25	--	18	--	7	--
32	64	Peter	Huber	AUT	Birel	Speedworld Academy	22	51	-47	22	--	--	16	--	13
33	17	Ryo	Hirooka	JPN	Intrepid	Intrepid Force Rotax	30	51	-47	18	--	--	13	--	20
34	95	Robin	Buijs	NED	Birel	KSG	43	51	-47	--	21	11	--	--	19
35	32	Martins	Steinerts	LAT	MS Kart	Steinerts RT	45	52	-48	16	--	15	--	21	--
36	62	Ferdinand	Habsburg	AUT	Birel	Speedworld Academy	38	53	-49	13	--	--	17	--	23
37	34	Mikkel Ban	Johnsen	DEN	Haase	DMT Racing.DK	50	55	-51	15	--	--	26	--	14
38	50	Shayur	Harpal	RSA	Birel	Kalman Motorsport	15	56	-52	--	11	19	--	--	26
39	35	Eric	Johansson	SWE	Alonso	Evolution Racing	29	56	-52	17	--	8	--	31	--
40	49	Patrik	Pastorok	SVK	Birel	Gregor Racing	56	56	-52	--	23	--	21	12	--
41	26	Jessica	Backman	SWE	Tonykart	Strawberry Racing	33	57	-53	26	--	20	--	11	--
42	57	Lennert	van Bogaert	BEL	Sodi	Sodiracing.nl	18	58	-54	21	--	--	20	--	17

Announcements:

These results are provisional until the conclusion of any judicial and technical matters

Clerk of the course Nigel Edwards:

Stewards (Chairman) Olivier Stevny:

Timekeeping Ingrid and Meik Wagner:

Scrutineer Paul Klaassen:

Printed: 28-05-2011 18:33

Posted at: h



Rotax Max Euro Challenge 2011

Rotax Max Juniors

Wackersdorf / Germany

Ranking after Heats

Pos.	No.	Firstname	Lastname	Nat.	Chassis	Race Team	QP	Points	Diff.	A-B	C-D	A-C	B-D	A-D	B-C
43	77	Fazio	Franssen	NED	CRG	CRG Holland	57	58	-54	12	--	26	--	20	--
44	43	Pierre	Auvray	FRA	FA Kart	DSS Kart	24	59	-55	--	28	--	14	17	--
45	52	Luka	Kamali	GER	CRG	DMV Racing Team	35	59	-55	--	24	17	--	--	18
46	91	Tomas	Salva	CZE	MS Kart	MS Kart Racing Team	39	60	-56	--	17	21	--	--	22
47	45	Jan	Jonck	DEN	Kosmic	PB Kart Race	42	61	-57	20	--	--	25	--	16
48	80	Tobias	Holm	DEN	Maddox	Maddox Racing	4	62	-58	--	19	--	27	16	--
49	38	Tonni	Larsen	DEN	First Kart	First Kart s.r.l	51	64	-60	--	20	23	--	--	21
50	70	Mathias	Kristensen	DEN	Maddox	Maddox Racing	16	65	-61	--	25	--	22	18	--
51	96	Fabian	Eisinger	GER	Intrepid	VPD Team Germany	6	66	-62	30	--	--	5	--	31
52	14	Jordi	van Moorsel	NED	Tonykart	Strawberry Racing	17	66	-62	27	--	24	--	15	--
53	79	Pavel	Srdinko	CZE	Birel	Gregor Racing	47	71	-67	--	18	29	--	--	24
54	94	Mitja	Chebulj	SLO	Intrepid	AKK Sportstil	54	72	-68	24	--	--	23	--	25
55	48	Waltteri	Vaakanainen	FIN	Parolin	Formula K Belgium	36	73	-69	--	26	--	24	23	--
56	63	Maximilian	Weinzierl	AUT	Birel	Speedworld Academy	49	73	-69	23	--	22	--	28	--
57	19	Vince	Hercsik	HUN	Birel	Kalman Motorsport	20	75	-71	--	22	--	28	25	--

Position 29-62 qualified for Second Chance Heat

Announcements:

----- These results are provisional until the conclusion of any judicial and technical matters -----

Clerk of the course Nigel Edwards:

Stewards (Chairman) Olivier Steveny:

Timekeeping Ingrid and Meik Wagner:

Scrutineer Paul Klaassen:

Printed: 28-05-2011 18:33

Posted at: h

Rotax Max Euro Challenge 20
 Class: Rotax Max Juniors
 Date/Time: 29-05-2011 10:20

Track: Wackersdorf / Germany
 Heat: Second Chance Heat
 Laps: 8

Edition 1

Vince Hercsik	19	Points 75 Quali Rank 20
	29	

15

		Points Quali Rank x
	30	

Walteri Vaakanainen	48	Points 73 Quali Rank 36
	27	

14

Maximilian Weinzierl	63	Points 73 Quali Rank 49
	28	

Pavel Srdinko	79	Points 71 Quali Rank 47
	25	

13

Mitja Chebulj	94	Points 72 Quali Rank 54
	26	

Fabian Eisinger	96	Points 66 Quali Rank 6
	23	

12

Jordi van Moorsel	14	Points 66 Quali Rank 17
	24	

Tonni Larsen	38	Points 64 Quali Rank 51
	21	

11

Mathias Kristensen	70	Points 65 Quali Rank 16
	22	

Jan Jonck	45	Points 61 Quali Rank 42
	19	

10

Tobias Holm	80	Points 62 Quali Rank 4
	20	

Luka Kamali	52	Points 59 Quali Rank 35
	17	

9

Tomas Salva	91	Points 60 Quali Rank 39
	18	

Fazio Franssen	77	Points 58 Quali Rank 57
	15	

8

Pierre Auvray	43	Points 59 Quali Rank 24
	16	

Jessica Backman	26	Points 57 Quali Rank 33
	13	

7

Lennert van Bogaert	57	Points 58 Quali Rank 18
	14	

Eric Johansson	35	Points 56 Quali Rank 29
	11	

6

Patrik Pastorok	49	Points 56 Quali Rank 56
	12	

Mikkel Bang Johnsen	34	Points 55 Quali Rank 50
	9	

5

Shayur Harpal	50	Points 56 Quali Rank 15
	10	

Martins Steinerts	32	Points 52 Quali Rank 45
	7	

4

Ferdinand Habsburg	62	Points 53 Quali Rank 38
	8	

Ryo Hirooka	17	Points 51 Quali Rank 30
	5	

3

Robin Buijs	95	Points 51 Quali Rank 43
	6	

Ralf Aron	59	Points 50 Quali Rank 9
	3	

2

Peter Huber	64	Points 51 Quali Rank 22
	4	

Sven van der Slik	92	Points 49 Quali Rank 7
	1	

1

Lukas Wenig	61	Points 49 Quali Rank 46
	2	

Pole Position

Clerk of the course Nigel Edwards:
 Stewards (Chairman) Olivier Steveny:

Scrutineer Paul Klaassen:
 Timekeeping Ingrid/Meik Wagner:



ROTAX Euro Challenge Wackersdorf/Germany

Rotax Juniors

Wackersdorf 1,275 Km

Warm up qualified 29-62

2011-05-29 09:00

Practice (5:00 Time) started at 9:00:01

Pos	No.	Name	Nat.	Chassis	Race Team	Laps	Best Tm	Diff	Gap In Lap	km/h
1	32	Martins Steinerts	LAT	MS Kart	Steinerts RT	5	52.539			5 87,364
2	96	Fabian Eisinger	GER	Intrepid	VPD Team Germany	5	52.939	0.400	0.400	5 86,704
3	49	Patrik Pastorok	SVK	Birel	Gregor Racing	4	52.946	0.407	0.007	4 86,692
4	17	Ryo Hirooka	JPN	Intrepid	Intrepid Force Rotax	5	52.976	0.437	0.030	5 86,643
5	92	Sven van der Slik	NED	Tonykart		5	53.008	0.469	0.032	5 86,591
6	26	Jessica Backman	SWE	Tonykart	Strawberry Racing	5	53.027	0.488	0.019	5 86,560
7	34	Mikkel Bang Johnsen	DEN	Haase	DMT Racing.DK	5	53.092	0.553	0.065	3 86,454
8	14	Jordi van Moorsel	NED	Tonykart	Strawberry Racing	5	53.106	0.567	0.014	5 86,431
9	61	Lukas Wenig	GER	M-Tec	Nintendo Team Scheider	5	53.124	0.585	0.018	5 86,402
10	77	Fazio Franssen	NED	CRG	CRG Holland	5	53.137	0.598	0.013	4 86,380
11	79	Pavel Srdinko	CZE	Birel	Gregor Racing	5	53.153	0.614	0.016	5 86,354
12	35	Eric Johansson	SWE	Alonso	Evolution Racing	5	53.177	0.638	0.024	5 86,316
13	62	Ferdinand Habsburg	AUT	Birel	Speedworld Academy	5	53.227	0.688	0.050	5 86,234
14	57	Lennert van Bogaert	BEL	Sodi	Sodiracing.nl	5	53.244	0.705	0.017	5 86,207
15	95	Robin Buijs	NED	Birel	KSG	5	53.244	0.705		5 86,207
16	45	Jan Jonck	DEN	Kosmic	PB Kart Race	5	53.250	0.711	0.006	4 86,197
17	43	Pierre Auvray	FRA	FA Kart	DSS Kart	5	53.262	0.723	0.012	5 86,178
18	19	Vince Hercsik	HUN	Birel	Kalman Motorsport	5	53.278	0.739	0.016	3 86,152
19	52	Luka Kamali	GER	CRG	DMV Racing Team	5	53.354	0.815	0.076	4 86,029
20	38	Tonni Larsen	DEN	First Kart	First Kart s.r.l	5	53.362	0.823	0.008	5 86,016
21	91	Tomas Salva	CZE	MS Kart	MS Kart Racing Team	5	53.455	0.916	0.093	5 85,867
22	80	Tobias Holm	DEN	Maddox	Maddox Racing	5	53.465	0.926	0.010	3 85,851
23	59	Ralf Aron	EST	Kosmic	Aix Racing Team	5	53.501	0.962	0.036	5 85,793
24	70	Mathias Kristensen	DEN	Maddox	Maddox Racing	5	53.689	1.150	0.188	5 85,492
25	48	Waltteri Vaakanainen	FIN	Parolin	Formula K Belgium	5	53.703	1.164	0.014	2 85,470
26	50	Shayur Harpal	RSA	Birel	Kalman Motorsport	5	53.744	1.205	0.041	3 85,405
27	63	Maximilian Weinzierl	AUT	Birel	Speedworld Academy	5	53.779	1.240	0.035	5 85,349
28	64	Peter Huber	AUT	Birel	Speedworld Academy	5	54.091	1.552	0.312	4 84,857
29	94	Mitja Chebulj	SLO	Intrepid	AKK Sportstil					0 -



ROTAX Euro Challenge Wackersdorf/Germany

Rotax Juniors

Wackersdorf 1,275 Km

Warm up qualified 29-62


2011-05-29 09:00

Practice (5:00 Time) started at 9:00:10

Lap	Lap Tm	Diff	Time of Day
(32) Martins Steinerts			
1	54.009	+1.470	9:01:57.078
2	53.254	+0.715	9:02:50.332
3	53.511	+0.972	9:03:43.843
4	53.017	+0.478	9:04:36.860
5	52.539		9:05:29.399
(96) Fabian Eisinger			
1	54.345	+1.406	9:01:53.726
2	53.741	+0.802	9:02:47.467
3	54.050	+1.111	9:03:41.517
4	53.458	+0.519	9:04:34.975
5	52.939		9:05:27.914
(49) Patrik Pastorok			
1	2:00.155	+1:07.209	9:03:06.341
2	53.141	+0.195	9:03:59.482
3	53.137	+0.191	9:04:52.619
4	52.946		9:05:45.565
(17) Ryo Hirooka			
1	55.283	+2.307	9:02:04.603
2	53.723	+0.747	9:02:58.326
3	53.619	+0.643	9:03:51.945
4	53.099	+0.123	9:04:45.044
5	52.976		9:05:38.020
(92) Sven van der Slik			
1	56.050	+3.042	9:01:56.039
2	53.704	+0.696	9:02:49.743
3	54.525	+1.517	9:03:44.268
4	53.026	+0.018	9:04:37.294
5	53.008		9:05:30.302
(26) Jessica Backman			
1	54.390	+1.363	9:01:52.571
2	54.242	+1.215	9:02:46.813
3	54.216	+1.189	9:03:41.029
4	53.242	+0.215	9:04:34.271
5	53.027		9:05:27.298
(34) Mikkel Bang Johnsen			
1	55.128	+2.036	9:02:01.917
2	53.800	+0.708	9:02:55.717
3	53.092		9:03:48.809
4	53.389	+0.297	9:04:42.198
5	53.238	+0.146	9:05:35.436
(14) Jordi van Moorsel			
1	54.324	+1.218	9:01:50.638
2	53.813	+0.707	9:02:44.451
3	53.604	+0.498	9:03:38.055
4	53.410	+0.304	9:04:31.465
5	53.106		9:05:24.571
(61) Lukas Wenig			
1	54.285	+1.161	9:01:51.882
2	53.984	+0.860	9:02:45.866
3	53.572	+0.448	9:03:39.438
4	53.428	+0.304	9:04:32.866
5	53.124		9:05:25.990
(77) Fazio Franssen			
1	54.409	+1.272	9:01:53.902
2	53.652	+0.515	9:02:47.554

Lap	Lap Tm	Diff	Time of Day
3	53.860	+0.723	9:03:41.414
4	53.137		9:04:34.551
5	53.190	+0.053	9:05:27.741
(79) Pavel Srdinko			
1	56.652	+3.499	9:02:05.609
2	54.007	+0.854	9:02:59.616
3	53.248	+0.095	9:03:52.864
4	53.374	+0.221	9:04:46.238
5	53.153		9:05:39.391
(35) Eric Johansson			
1	54.709	+1.532	9:01:54.857
2	53.848	+0.671	9:02:48.705
3	53.542	+0.365	9:03:42.247
4	53.435	+0.258	9:04:35.682
5	53.177		9:05:28.859
(62) Ferdinand Habsburg			
1	54.886	+1.659	9:01:55.708
2	53.635	+0.408	9:02:49.343
3	54.008	+0.781	9:03:43.351
4	53.397	+0.170	9:04:36.748
5	53.227		9:05:29.975
(57) Lennert van Bogaert			
1	54.575	+1.331	9:01:53.295
2	53.753	+0.509	9:02:47.048
3	54.051	+0.807	9:03:41.099
4	53.248	+0.004	9:04:34.347
5	53.244		9:05:27.591
(95) Robin Buijs			
1	54.704	+1.460	9:01:52.209
2	54.098	+0.854	9:02:46.307
3	53.670	+0.426	9:03:39.977
4	53.403	+0.159	9:04:33.380
5	53.244		9:05:26.624
(45) Jan Jonck			
1	53.905	+0.655	9:01:52.780
2	54.044	+0.794	9:02:46.824
3	53.625	+0.375	9:03:40.449
4	53.250		9:04:33.699
5	53.285	+0.035	9:05:26.984
(43) Pierre Auvray			
1	54.448	+1.186	9:02:02.957
2	54.122	+0.860	9:02:57.079
3	53.519	+0.257	9:03:50.598
4	53.495	+0.233	9:04:44.093
5	53.262		9:05:37.355
(19) Vince Hercsik			
1	55.519	+2.241	9:02:00.653
2	53.856	+0.578	9:02:54.509
3	53.278		9:03:47.787
4	53.520	+0.242	9:04:41.307
5	53.948	+0.670	9:05:35.255
(52) Luka Kamali			
1	1:03.791	+10.437	9:02:06.077
2	54.271	+0.917	9:03:00.348
3	53.392	+0.038	9:03:53.740
4	53.354		9:04:47.094
5	53.641	+0.287	9:05:40.735

Lap	Lap Tm	Diff	Time of Day
(38) Tonni Larsen			
1	1:02.610	+9.248	9:02:01.873
2	1:05.816	+12.454	9:03:07.689
3	54.669	+1.307	9:04:02.358
4	54.074	+0.712	9:04:56.432
5	53.362		9:05:49.794
(91) Tomas Salva			
1	56.138	+2.683	9:02:01.059
2	53.802	+0.347	9:02:54.861
3	53.761	+0.306	9:03:48.622
4	54.038	+0.583	9:04:42.660
5	53.455		9:05:36.115
(80) Tobias Holm			
1	54.765	+1.300	9:01:59.502
2	53.899	+0.434	9:02:53.401
3	53.465		9:03:46.866
4	54.072	+0.607	9:04:40.938
5	53.734	+0.269	9:05:34.672
(59) Ralf Aron			
1	58.195	+4.694	9:02:04.348
2	54.426	+0.925	9:02:58.774
3	53.886	+0.385	9:03:52.660
4	54.154	+0.653	9:04:46.814
5	53.501		9:05:40.315
(70) Mathias Kristensen			
1	55.245	+1.556	9:01:58.214
2	53.941	+0.252	9:02:52.155
3	54.219	+0.530	9:03:46.374
4	54.436	+0.747	9:04:40.810
5	53.689		9:05:34.499
(48) Walteri Vaakanainen			
1	55.580	+1.877	9:02:00.013
2	53.703		9:02:53.716
3	53.744	+0.041	9:03:47.460
4	53.743	+0.040	9:04:41.203
5	53.823	+0.120	9:05:35.026
(50) Shayur Harpal			
1	55.530	+1.786	9:02:00.911
2	53.808	+0.064	9:02:54.719
3	53.744		9:03:48.463
4	55.451	+1.707	9:04:43.914
5	53.865	+0.121	9:05:37.779
(63) Maximilian Weinzierl			
1	55.118	+1.339	9:01:58.812
2	53.801	+0.022	9:02:52.613
3	54.029	+0.250	9:03:46.642
4	55.214	+1.435	9:04:41.856
5	53.779		9:05:35.635
(64) Peter Huber			
1	1:00.386	+6.295	9:02:06.207
2	55.474	+1.383	9:03:01.681
3	54.163	+0.072	9:03:55.844
4	54.091		9:04:49.935
5	54.151	+0.060	9:05:44.086

Timekeeping Ingrid and Meik Wagner: 

Clerk of the course Nigel Edwards:

www.mylaps.com

Steward (Chairman) Olivier Stevny:

Chief Scrutineer Paul Klaassen:

Licensed to: Motorsport Events



ROTAX Euro Challenge Wackersdorf/Germany

Rotax Juniors

Wackersdorf 1,275 Km

Warm up qualified 1-28

2011-05-29 09:50

Practice (5:00 Time) started at 9:50:00

Pos	No.	Name	Nat.	Chassis	Race Team	Laps	Best Tm	Diff	Gap In Lap	km/h
1	6	Ukyo Sasahara	JPN	Kosmic	Paul Carr Racing	5	51.543		2	89,052
2	11	Dave Blom	NED	Parolin	Formula K Holland	5	51.663	0.120	0.120	5 88,845
3	86	Philip Morin	SWE	Kosmic	Paul Carr Racing	5	51.805	0.262	0.142	4 88,601
4	27	Kaan Onder	TUR	Gillard	Borusan Otomotiv M/S	5	51.955	0.412	0.150	3 88,346
5	40	Janneau Esmeijer	NED	Intrepid	Team TKP	5	52.051	0.508	0.096	3 88,183
6	66	Randy Berglas	SUI	Mach 1	Mach 1 Motorsport	5	52.056	0.513	0.005	4 88,174
7	68	William Sward	SWE	Tonykart	Sodakart SE	5	52.065	0.522	0.009	2 88,159
8	78	Lars Lamborelle	NED	Intrepid	Team TKP Intrepid	5	52.066	0.523	0.001	3 88,157
9	97	Sam Schippers	NED	Intrepid	Team TKP	5	52.147	0.604	0.081	3 88,020
10	30	Moritz Oberheim	GER	Energy	Jedi Racingteam	5	52.165	0.622	0.018	5 87,990
11	39	Finn Kooijman	NED	PDB Belgium	De Feyter	5	52.174	0.631	0.009	5 87,975
12	22	Fred Alliksaar	EST	Tonykart	Max Racing	5	52.175	0.632	0.001	5 87,973
13	84	Stefano Van Galen	NED	Expriit	Van Galen Racing	5	52.180	0.637	0.005	2 87,965
14	36	Guust Specken	NED	Intrepid	Team TKP	5	52.189	0.646	0.009	5 87,950
15	58	Gavin Jonk	NED	Gillard	VZ Racing	5	52.269	0.726	0.080	2 87,815
16	69	Alexis Araujo	ESP	Gillard	Protrain Racing	5	52.286	0.743	0.017	2 87,786
17	4	Nathan Harrison	GBR	Tonykart	Strawberry Racing	5	52.301	0.758	0.015	3 87,761
18	25	Jay Goodwin	GBR	Tonykart	Strawberry Racing	5	52.332	0.789	0.031	4 87,709
19	13	Jasper de Brouwer	NED	Alonso	Evolution Racing	5	52.388	0.845	0.056	4 87,615
20	54	Thomas Preining	AUT	Gillard	VZ Racing	5	52.389	0.846	0.001	4 87,614
21	87	Matt Solomon	HKG	Kosmic	Paul Carr Racing	5	52.398	0.855	0.009	5 87,599
22	28	Jan Filip	CZE	Marenello	Hagemann Racing	5	52.477	0.934	0.079	5 87,467
23	16	Alexander Weiss	DEN	Bremer	RBR Kart Team	5	52.486	0.943	0.009	3 87,452
24	20	Jordan Pepper	RSA	Birel	Kalman Motorsport	5	52.576	1.033	0.090	2 87,302
25	93	Bartlomiej Mochnecki	POL	CRG	Wyrzykowski Motorsport	5	52.603	1.060	0.027	3 87,257
26	18	Alessandro Latif	GBR	Gillard	Protrain Racing	5	52.647	1.104	0.044	4 87,184
27	41	Francisco Mora	POR	FA Kart	Cabo Mundo	4	52.689	1.146	0.042	3 87,115
28	55	Petr Fulin	CZE	MS Kart	MS Kart Racing Team	5	52.708	1.165	0.019	3 87,084

Timekeeping Ingrid and Meik Wagner:

Clerk of the course Nigel Edwards:

www.mylaps.com

Steward (Chairman) Olivier Steveny:

Chief Scrutineer Paul Klaassen:

Licensed to: Motorsport Events

Printed: 2011-05-29 09:56:02

posted at:

h



ROTAX Euro Challenge Wackersdorf/Germany

Rotax Juniors

Wackersdorf 1,275 Km

Warm up qualified 1-28


2011-05-29 09:50

Practice (5:00 Time) started at 9:50:01

Lap	Lap Tm	Diff	Time of Day
(6) Ukyo Sasahara			
1	51.981	+0.438	9:52:23.262
2	51.543		9:53:14.805
3	51.574	+0.031	9:54:06.379
4	51.557	+0.014	9:54:57.936
5	51.731	+0.188	9:55:49.667
(11) Dave Blom			
1	52.507	+0.844	9:52:17.865
2	51.959	+0.296	9:53:09.824
3	51.964	+0.301	9:54:01.788
4	51.818	+0.155	9:54:53.606
5	51.663		9:55:45.269
(86) Philip Morin			
1	52.273	+0.468	9:52:15.252
2	52.260	+0.455	9:53:07.512
3	52.048	+0.243	9:53:59.560
4	51.805		9:54:51.365
5	52.415	+0.610	9:55:43.780
(27) Kaan Onder			
1	52.593	+0.638	9:51:50.039
2	52.211	+0.256	9:52:42.250
3	51.955		9:53:34.205
4	52.582	+0.627	9:54:26.787
5	52.030	+0.075	9:55:18.817
(40) Janneau Esmeijer			
1	53.027	+0.976	9:51:57.457
2	52.423	+0.372	9:52:49.880
3	52.051		9:53:41.931
4	52.430	+0.379	9:54:34.361
5	52.449	+0.398	9:55:26.810
(66) Randy Berglas			
1	52.824	+0.768	9:51:52.588
2	52.250	+0.194	9:52:44.838
3	52.462	+0.406	9:53:37.300
4	52.056		9:54:29.356
5	52.337	+0.281	9:55:21.693
(68) William Sward			
1	52.853	+0.788	9:51:51.192
2	52.065		9:52:43.257
3	52.589	+0.524	9:53:35.846
4	52.797	+0.732	9:54:28.643
5	52.506	+0.441	9:55:21.149
(78) Lars Lamborelle			
1	52.657	+0.591	9:51:49.598
2	52.230	+0.164	9:52:41.828
3	52.066		9:53:33.894
4	52.322	+0.256	9:54:26.216
5	52.086	+0.020	9:55:18.302
(97) Sam Schippers			
1	53.227	+1.080	9:51:57.917
2	52.617	+0.470	9:52:50.534
3	52.147		9:53:42.681
4	52.341	+0.194	9:54:35.022
5	52.828	+0.681	9:55:27.850
(30) Moritz Oberheim			
1	52.635	+0.470	9:51:48.533

Lap	Lap Tm	Diff	Time of Day
2	52.230	+0.065	9:52:40.763
3	52.263	+0.098	9:53:33.026
4	53.999	+1.834	9:54:27.025
5	52.165		9:55:19.190
(39) Finn Kooijman			
1	52.802	+0.628	9:51:47.439
2	52.364	+0.190	9:52:39.803
3	52.483	+0.309	9:53:32.286
4	52.211	+0.037	9:54:24.497
5	52.174		9:55:16.671
(22) Fred Alliksaar			
1	53.395	+1.220	9:51:56.056
2	52.423	+0.248	9:52:48.479
3	52.388	+0.213	9:53:40.867
4	52.237	+0.062	9:54:33.104
5	52.175		9:55:25.279
(84) Stefano Van Galen			
1	52.950	+0.770	9:51:47.977
2	52.180		9:52:40.157
3	52.525	+0.345	9:53:32.682
4	52.324	+0.144	9:54:25.006
5	52.357	+0.177	9:55:17.363
(36) Guust Specken			
1	53.012	+0.823	9:51:47.834
2	52.242	+0.053	9:52:40.076
3	52.834	+0.645	9:53:32.910
4	53.435	+1.246	9:54:26.345
5	52.189		9:55:18.534
(58) Gavin Jonk			
1	52.809	+0.540	9:51:54.553
2	52.269		9:52:46.822
3	57.702	+5.433	9:53:44.524
4	52.570	+0.301	9:54:37.094
5	52.392	+0.123	9:55:29.486
(69) Alexis Araujo			
1	52.861	+0.575	9:52:16.036
2	52.286		9:53:08.322
3	52.684	+0.398	9:54:01.006
4	52.531	+0.245	9:54:53.537
5	52.576	+0.290	9:55:46.113
(4) Nathan Harrison			
1	53.023	+0.722	9:51:51.907
2	52.334	+0.033	9:52:44.241
3	52.301		9:53:36.542
4	52.480	+0.179	9:54:29.022
5	52.401	+0.100	9:55:21.423
(25) Jay Goodwin			
1	53.013	+0.681	9:51:52.095
2	52.909	+0.577	9:52:45.004
3	53.284	+0.952	9:53:38.288
4	52.332		9:54:30.620
5	52.638	+0.306	9:55:23.258
(13) Jasper de Brouwer			
1	53.071	+0.683	9:52:13.237
2	52.628	+0.240	9:53:05.865
3	52.675	+0.287	9:53:58.540
4	52.388		9:54:50.928

Lap	Lap Tm	Diff	Time of Day
5	53.180	+0.792	9:55:44.108
(54) Thomas Preining			
1	52.936	+0.547	9:51:52.999
2	52.543	+0.154	9:52:45.542
3	52.438	+0.049	9:53:37.980
4	52.389		9:54:30.369
5	52.415	+0.026	9:55:22.784
(87) Matt Soloman			
1	52.844	+0.446	9:52:05.980
2	52.628	+0.230	9:52:58.608
3	52.492	+0.094	9:53:51.100
4	52.455	+0.057	9:54:43.555
5	52.398		9:55:35.953
(28) Jan Filip			
1	54.023	+1.546	9:51:54.340
2	53.073	+0.596	9:52:47.413
3	52.612	+0.135	9:53:40.025
4	52.602	+0.125	9:54:32.627
5	52.477		9:55:25.104
(16) Alexander Weiss			
1	52.768	+0.282	9:51:50.472
2	52.592	+0.106	9:52:43.064
3	52.486		9:53:35.550
4	53.628	+1.142	9:54:29.178
5	52.747	+0.261	9:55:21.925
(20) Jordan Pepper			
1	53.757	+1.181	9:51:54.146
2	52.576		9:52:46.722
3	53.068	+0.492	9:53:39.790
4	55.174	+2.598	9:54:34.964
5	53.205	+0.629	9:55:28.169
(93) Bartlomiej Mochnacki			
1	54.682	+2.079	9:51:52.779
2	53.230	+0.627	9:52:46.009
3	52.603		9:53:38.612
4	52.633	+0.030	9:54:31.245
5	52.625	+0.022	9:55:23.870
(18) Alessandro Latif			
1	55.941	+3.294	9:51:55.560
2	53.169	+0.522	9:52:48.729
3	52.768	+0.121	9:53:41.497
4	52.647		9:54:34.144
5	53.959	+1.312	9:55:28.103
(41) Francisco Mora			
1	53.098	+0.409	9:52:25.866
2	52.747	+0.058	9:53:18.613
3	52.689		9:54:11.302
4	53.249	+0.560	9:55:04.551
(55) Petr Fulin			
1	53.410	+0.702	9:52:03.074
2	53.034	+0.326	9:52:56.108
3	52.708		9:53:48.816
4	52.864	+0.156	9:54:41.680
5	52.856	+0.148	9:55:34.536

Timekeeping Ingrid and Meik Wagner: 

Clerk of the course Nigel Edwards:

www.mylaps.com

Steward (Chairman) Olivier Steveny:

Chief Scrutineer Paul Klaassen:

Licensed to: Motorsport Events



ROTAX Euro Challenge Wackersdorf/Germany

Rotax Juniors Wackersdorf 1,275 Km

Second Chance Heat 2011-05-29 10:20


Race (8 Laps) started at 10:23:47

Pos	No.	Name	Nat.	Chassis	Race Team	Laps	Total Tm	Diff	Best Tm	In Lap	km/h	Points
1	32	Martins Steinerts	LAT	MS Kart	Steinerts RT	8	7:04.905		52.147	5	88,020	0
2	92	Sven van der Slik	NED	Tonykart		8	7:05.649	0.744	52.475	8	87,470	0
3	34	Mikkel Bang Johnsen	DEN	Haase	DMT Racing.DK	8	7:07.068	2.163	52.638	6	87,199	0
4	50	Shayur Harpal	RSA	Birel	Kalman Motorsport	8	7:07.168	2.263	52.439	6	87,530	0
5	35	Eric Johansson	SWE	Alonso	Evolution Racing	8	7:07.902	2.997	52.072	5	88,147	0
6	49	Patrik Pastorok	SVK	Birel	Gregor Racing	8	7:09.052	4.147	52.260	6	87,830	0
7	77	Fazio Franssen	NED	CRG	CRG Holland	8	7:09.434	4.529	52.152	5	88,012	0
8	52	Luka Kamali	GER	CRG	DMV Racing Team	8	7:09.670	4.765	52.209	7	87,916	0
9	91	Tomas Salva	CZE	MS Kart	MS Kart Racing Team	8	7:09.861	4.956	52.338	8	87,699	0
10	64	Peter Huber	AUT	Birel	Speedworld Academy	8	7:10.223	5.318	52.795	8	86,940	0
11	57	Lennert van Bogaert	BEL	Sodi	Sodiracing.nl	8	7:10.856	5.951	52.268	8	87,817	0
12	61	Lukas Wenig	GER	M-Tec	Nintendo Team Scheider	8	7:12.650	7.745	52.437	5	87,534	0
13	80	Tobias Holm	DEN	Maddox	Maddox Racing	8	7:13.280	8.375	52.941	5	86,700	0
14	48	Waltteri Vaakanainen	FIN	Parolin	Formula K Belgium	8	7:13.340	8.435	52.888	6	86,787	0
15	96	Fabian Eisinger	GER	Intrepid	VPD Team Germany	8	7:13.353	8.448	52.530	4	87,379	0
16	59	Ralf Aron	EST	Kosmic	Aix Racing Team	8	7:13.646	8.741	52.686	8	87,120	0
17	79	Pavel Srdinko	CZE	Birel	Gregor Racing	8	7:13.826	8.921	52.322	8	87,726	0
18	43	Pierre Auvray	FRA	FA Kart	DSS Kart	8	7:14.001	9.096	52.302	7	87,760	0
19	62	Ferdinand Habsburg	AUT	Birel	Speedworld Academy	8	7:15.840	10.935	52.583	7	87,291	0
20	70	Mathias Kristensen	DEN	Maddox	Maddox Racing	8	7:16.284	11.379	52.677	4	87,135	0
21	17	Ryo Hirooka	JPN	Intrepid	Intrepid Force Rotax	8	7:16.612	11.707	52.439	7	87,530	0
22	26	Jessica Backman	SWE	Tonykart	Strawberry Racing	8	7:16.756	11.851	52.535	4	87,370	0
23	94	Mitja Chebulj	SLO	Intrepid	AKK Sportstil	8	7:21.669	16.764	53.406	7	85,945	0
24	45	Jan Jonck	DEN	Kosmic	PB Kart Race	8	7:22.263	17.358	52.146	7	88,022	0
25	19	Vince Hercsik	HUN	Birel	Kalman Motorsport	8	7:27.914	23.009	52.769	5	86,983	0
26	63	Maximilian Weinzierl	AUT	Birel	Speedworld Academy	8	7:28.386	23.481	52.673	4	87,141	0
27	38	Tonni Larsen	DEN	First Kart	First Kart s.r.l	8	7:29.139	24.234	52.686	7	87,120	0
28	95	Robin Buijs	NED	Birel	KSG	5	4:48.944	3 Laps	52.638	3	87,199	0
29	14	Jordi van Moorsel	NED	Tonykart	Strawberry Racing	1	1:38.400	7 Laps	1:36.837	1	47,399	0

Announcements

These results are provisional until the conclusion of any judicial and technical matters
 Position 1-6 goes to Prefinal
 Started: 29 Classified: 29 Not classified:0
 No. 61 time penalty 10 sec. / reason jump start

Margin of Victory	Ø km/h	Best Lap Tm	km/h	Best Lap by
0.744	86,419	52.072	88,147	35 - Eric Johansson

Timekeeping Ingrid and Meik Wagner:  Clerk of the course Nigel Edwards: www.mylaps.com
 Steward (Chairman) Olivier Steveny: Chief Scrutineer Paul Klaassen: Licensed to: Motorsport Events
 Printed: 2011-05-29 10:37:43 posted at: h



ROTAX Euro Challenge Wackersdorf/Germany

Rotax Juniors

Wackersdorf 1,275 Km

Second Chance Heat

2011-05-29 10:20

Race (8 Laps) started at 10:23:47

Lap	Lap Tm	Diff	Time of Day
7	53.190	+0.513	10:30:11.215
8	52.748	+0.071	10:31:03.963

(17) Ryo Hirooka

1	1:00.266	+7.827	10:24:48.154
2	53.109	+0.670	10:25:41.263
3	53.294	+0.855	10:26:34.557
4	53.588	+1.149	10:27:28.145
5	58.052	+5.613	10:28:26.197
6	52.920	+0.481	10:29:19.117
7	52.439		10:30:11.556
8	52.735	+0.296	10:31:04.291

(26) Jessica Backman

1	1:03.388	+10.853	10:24:51.641
2	52.635	+0.100	10:25:44.276
3	52.544	+0.009	10:26:36.820
4	52.535		10:27:29.355
5	56.152	+3.617	10:28:25.507
6	52.792	+0.257	10:29:18.299
7	52.641	+0.106	10:30:10.940
8	53.495	+0.960	10:31:04.435

(94) Mitja Chebulj

1	1:02.891	+9.485	10:24:52.418
2	54.683	+1.277	10:25:47.101
3	54.341	+0.935	10:26:41.442
4	53.684	+0.278	10:27:35.126
5	53.424	+0.018	10:28:28.550
6	53.924	+0.518	10:29:22.474
7	53.406		10:30:15.880
8	53.468	+0.062	10:31:09.348

(45) Jan Jonck

1	1:13.385	+21.239	10:25:02.059
2	52.870	+0.724	10:25:54.929
3	52.507	+0.361	10:26:47.436
4	52.434	+0.288	10:27:39.870
5	53.025	+0.879	10:28:32.895
6	52.563	+0.417	10:29:25.458
7	52.146		10:30:17.604
8	52.338	+0.192	10:31:09.942

(19) Vince Hercsik

1	1:12.358	+19.589	10:25:02.255
2	53.919	+1.150	10:25:56.174
3	53.279	+0.510	10:26:49.453
4	53.320	+0.551	10:27:42.773
5	52.769		10:28:35.542
6	53.358	+0.589	10:29:28.900
7	52.868	+0.099	10:30:21.768
8	53.825	+1.056	10:31:15.593

(63) Maximilian Weinzierl

1	1:14.144	+21.471	10:25:03.766
2	52.994	+0.321	10:25:56.760
3	52.859	+0.186	10:26:49.619
4	52.673		10:27:42.292
5	53.172	+0.499	10:28:35.464
6	53.119	+0.446	10:29:28.583
7	53.085	+0.412	10:30:21.668
8	54.397	+1.724	10:31:16.065

(38) Tonni Larsen

1	59.349	+6.663	10:24:48.260
2	53.548	+0.862	10:25:41.808

Lap	Lap Tm	Diff	Time of Day
3	53.749	+1.063	10:26:35.557
4	53.213	+0.527	10:27:28.770
5	54.008	+1.322	10:28:22.778
6	1:08.318	+15.632	10:29:31.096
7	52.686		10:30:23.782
8	53.036	+0.350	10:31:16.818

(95) Robin Buijs

1	1:02.295	+9.657	10:24:50.148
2	53.451	+0.813	10:25:43.599
3	52.638		10:26:36.237
4	52.841	+0.203	10:27:29.078
5	1:07.545	+14.907	10:28:36.623

(14) Jordi van Moorsel

1	1:36.837		10:25:26.079
---	-----------------	--	--------------

Lap	Lap Tm	Diff	Time of Day
-----	--------	------	-------------



Rotax Max Euro Challenge 20
 Class: Rotax Max Juniors
 Date/Time: 29-05-2011 12:00

Track: Wackersdorf / Germany
 Heat: Prefinal
 Laps: 11

Edition 1

Eric Johansson	35	2nd Chance 5	17	Patrik Pastorok	49	2nd Chance 6
	33				34	
Mikkel Bang Johnsen	34	2nd Chance 3	16	Shayur Harpal	50	2nd Chance 4
	31				32	
Martins Steinerts	32	2nd Chance 1	15	Sven van der Slik	92	2nd Chance 2
	29				30	
Thomas Preining	54	Points 46 Quali Rank 52	14	Sam Schippers	97	Points 48 Quali Rank 12
	27				28	
Jan Filip	28	Points 45 Quali Rank 28	13	Finn Kooijman	39	Points 46 Quali Rank 32
	25				26	
Lars Lamborelle	78	Points 42 Quali Rank 53	12	Randy Berglas	66	Points 43 Quali Rank 48
	23				24	
Stefano Van Galen	84	Points 39 Quali Rank 41	11	Jay Goodwin	25	Points 40 Quali Rank 27
	21				22	
Bartlomiej Mochacki	93	Points 38 Quali Rank 26	10	Nathan Harrison	4	Points 38 Quali Rank 37
	19				20	
Francisco Mora	41	Points 37 Quali Rank 55	9	Jordan Pepper	20	Points 38 Quali Rank 8
	17				18	
Moritz Oberheim	30	Points 33 Quali Rank 2	8	Kaan Onder	27	Points 37 Quali Rank 19
	15				16	
Janneau Esmeijer	40	Points 27 Quali Rank 44	7	Petr Fulin	55	Points 30 Quali Rank 13
	13				14	
Alexander Weiss	16	Points 20 Quali Rank 40	6	Fred Alliksaar	22	Points 24 Quali Rank 14
	11				12	
Gavin Jonk	58	Points 18 Quali Rank 34	5	Alessandro Latif	18	Points 20 Quali Rank 5
	9				10	
Philip Morin	86	Points 14 Quali Rank 31	4	William Sward	68	Points 18 Quali Rank 11
	7				8	
Matt Soloman	87	Points 12 Quali Rank 21	3	Jasper de Brouwer	13	Points 14 Quali Rank 10
	5				6	
Dave Blom	11	Points 10 Quali Rank 23	2	Alexis Araujo	69	Points 12 Quali Rank 1
	3				4	
Ukyo Sasahara	6	Points 4 Quali Rank 25	1	Guust Specken	36	Points 6 Quali Rank 3
	1				2	

Pole Position

Clerk of the course Nigel Edwards:
 Stewards (Chairman) Olivier Steveny:

Scrutineer Paul Klaassen:
 Timekeeping Ingrid/Meik Wagner:



ROTAX Euro Challenge Wackersdorf/Germany

Rotax Juniors

Wackersdorf 1,275 Km

Pre-Final

2011-05-29 12:00

Race (11 Laps) started at 12:02:21

Pos	No.	Name	Nat.	Chassis	Race Team	Laps	Total Tm	Diff	Best Tm	In Lap	km/h	Points
1	6	Ukyo Sasahara	JPN	Kosmic	Paul Carr Racing	11	9:34.084		51.332	10	89,418	34
2	36	Guust Specken	NED	Intrepid	Team TKP	11	9:35.772	1.688	51.688	11	88,802	33
3	11	Dave Blom	NED	Parolin	Formula K Holland	11	9:37.764	3.680	51.777	9	88,649	32
4	86	Philip Morin	SWE	Kosmic	Paul Carr Racing	11	9:40.604	6.520	52.022	10	88,232	31
5	4	Nathan Harrison	GBR	Tonykart	Strawberry Racing	11	9:40.883	6.799	51.946	11	88,361	30
6	68	William Sward	SWE	Tonykart	Sodakart SE	11	9:41.688	7.604	51.936	9	88,378	29
7	13	Jasper de Brouwer	NED	Alonso	Evolution Racing	11	9:42.235	8.151	52.082	9	88,130	28
8	87	Matt Soloman	HKG	Kosmic	Paul Carr Racing	11	9:43.692	9.608	51.862	9	88,504	27
9	41	Francisco Mora	POR	FA Kart	Cabo Mundo	11	9:43.769	9.685	51.834	9	88,552	26
10	58	Gavin Jonk	NED	Gillard	VZ Racing	11	9:43.997	9.913	51.852	11	88,521	25
11	27	Kaan Onder	TUR	Gillard	Borusan Otomotiv M/S	11	9:44.306	10.222	51.900	9	88,439	24
12	40	Janneau Esmeijer	NED	Intrepid	Team TKP	11	9:44.436	10.352	51.782	10	88,641	23
13	69	Alexis Araujo	ESP	Gillard	Protrain Racing	11	9:45.577	11.493	52.116	10	88,073	22
14	16	Alexander Weiss	DEN	Bremer	RBR Kart Team	11	9:46.574	12.490	52.475	10	87,470	21
15	39	Finn Kooijman	NED	PDB Belgium	De Feyter	11	9:48.534	14.450	51.730	10	88,730	20
16	93	Bartlomiej Mochnecki	POL	CRG	Wyrzykowski Motorsport	11	9:48.613	14.529	52.037	10	88,206	19
17	22	Fred Alliksaar	EST	Tonykart	Max Racing	11	9:50.227	16.143	52.372	10	87,642	18
18	49	Patrik Pastorok	SVK	Birel	Gregor Racing	11	9:50.323	16.239	52.051	5	88,183	17
19	25	Jay Goodwin	GBR	Tonykart	Strawberry Racing	11	9:50.571	16.487	51.800	11	88,610	16
20	32	Martins Steinerts	LAT	MS Kart	Steinerts RT	11	9:50.889	16.805	51.796	11	88,617	15
21	34	Mikkel Bang Johnsen	DEN	Haase	DMT Racing.DK	11	9:52.550	18.466	52.513	11	87,407	14
22	97	Sam Schippers	NED	Intrepid	Team TKP	11	9:53.388	19.304	52.121	10	88,064	13
23	78	Lars Lamborelle	NED	Intrepid	Team TKP Intrepid	11	9:55.562	21.478	52.261	11	87,828	12
24	84	Stefano Van Galen	NED	Exprit	Van Galen Racing	11	9:56.855	22.771	52.043	8	88,196	11
25	54	Thomas Preining	AUT	Gillard	VZ Racing	11	9:57.755	23.671	52.103	8	88,095	10
26	30	Moritz Oberheim	GER	Energy	Jedi Racingteam	11	9:57.866	23.782	51.753	8	88,691	9
27	18	Alessandro Latif	GBR	Gillard	Protrain Racing	11	9:58.103	24.019	52.474	8	87,472	8
28	92	Sven van der Slik	NED	Tonykart		11	9:58.307	24.223	52.085	8	88,125	7
29	28	Jan Filip	CZE	Marenello	Hagemann Racing	11	10:00.455	26.371	52.411	9	87,577	6
30	66	Randy Berglas	SUI	Mach 1	Mach 1 Motorsport	11	10:03.844	29.760	52.215	10	87,906	5
31	35	Eric Johansson	SWE	Alonso	Evolution Racing	11	10:07.313	33.229	51.991	11	88,285	4
32	20	Jordan Pepper	RSA	Birel	Kalman Motorsport	11	10:16.055	41.971	52.281	10	87,795	3
33	55	Petr Fulin	CZE	MS Kart	MS Kart Racing Team	9	10:03.173	2 Laps	52.012	8	88,249	2
34	50	Shayur Harpal	RSA	Birel	Kalman Motorsport	7	6:52.840	4 Laps	53.201	3	86,277	1

Announcements

These results are provisional until the conclusion of any judicial and technical matters

Started: 34 Classified: 34 Not classified: 0

Margin of Victory	Ø km/h	Best Lap Tm	km/h	Best Lap by
1.688	87,949	51.332	89,418	6 - Ukyo Sasahara

Official Timing www.motorsport-events.se / www.camp-company.de

Orbits

Timekeeping Ingrid and Meik Wagner:

Clerk of the course Nigel Edwards:

www.mylaps.com

Steward (Chairman) Olivier Steveny:

Chief Scrutineer Paul Klaassen:

Licensed to: Motorsport Events

Printed: 2011-05-29 12:13:28

posted at:

h



ROTAX Euro Challenge Wackersdorf/Germany

Rotax Juniors

Wackersdorf 1,275 Km

Pre-Final

2011-05-29 12:00

Race (11 Laps) started at 12:02:21

Lap	Lap Tm	Diff	Time of Day
(6) Ukyo Sasahara			
1	54.555	+3.223	12:03:15.757
2	52.682	+1.350	12:04:08.439
3	52.476	+1.144	12:05:00.915
4	52.332	+1.000	12:05:53.247
5	52.093	+0.761	12:06:45.340
6	51.999	+0.667	12:07:37.339
7	51.878	+0.546	12:08:29.217
8	51.720	+0.388	12:09:20.937
9	51.573	+0.241	12:10:12.510
10	51.332		12:11:03.842
11	51.444	+0.112	12:11:55.286

(36) Guust Specken			
1	54.360	+2.672	12:03:15.562
2	53.125	+1.437	12:04:08.687
3	52.482	+0.794	12:05:01.169
4	52.408	+0.720	12:05:53.577
5	52.229	+0.541	12:06:45.806
6	52.096	+0.408	12:07:37.902
7	52.087	+0.399	12:08:29.989
8	51.835	+0.147	12:09:21.824
9	51.758	+0.070	12:10:13.582
10	51.704	+0.016	12:11:05.286
11	51.688		12:11:56.974

(11) Dave Blom			
1	55.845	+4.068	12:03:17.136
2	52.884	+1.107	12:04:10.020
3	52.576	+0.799	12:05:02.596
4	52.453	+0.676	12:05:55.049
5	52.230	+0.453	12:06:47.279
6	52.115	+0.338	12:07:39.394
7	52.078	+0.301	12:08:31.472
8	52.008	+0.231	12:09:23.480
9	51.777		12:10:15.257
10	51.859	+0.082	12:11:07.116
11	51.850	+0.073	12:11:58.966

(86) Philip Morin			
1	56.012	+3.990	12:03:17.528
2	52.959	+0.937	12:04:10.487
3	52.889	+0.867	12:05:03.376
4	52.833	+0.811	12:05:56.209
5	52.401	+0.379	12:06:48.610
6	52.396	+0.374	12:07:41.006
7	52.274	+0.252	12:08:33.280
8	52.145	+0.123	12:09:25.425
9	52.209	+0.187	12:10:17.634
10	52.022		12:11:09.656
11	52.150	+0.128	12:12:01.806

(4) Nathan Harrison			
1	56.896	+4.950	12:03:18.921
2	53.041	+1.095	12:04:11.962
3	52.500	+0.554	12:05:04.462
4	52.812	+0.866	12:05:57.274
5	52.293	+0.347	12:06:49.567
6	52.338	+0.392	12:07:41.905
7	52.130	+0.184	12:08:34.035
8	52.124	+0.178	12:09:26.159
9	51.983	+0.037	12:10:18.142
10	51.997	+0.051	12:11:10.139
11	51.946		12:12:02.085

(68) William Sward			
1	56.416	+4.480	12:03:17.899
2	53.125	+1.189	12:04:11.024
3	53.105	+1.169	12:05:04.129
4	52.586	+0.650	12:05:56.715
5	52.487	+0.551	12:06:49.202
6	52.497	+0.561	12:07:41.699
7	52.799	+0.863	12:08:34.498
8	52.215	+0.279	12:09:26.713
9	51.936		12:10:18.649
10	52.212	+0.276	12:11:10.861
11	52.029	+0.093	12:12:02.890

(13) Jasper de Brouwer			
1	55.978	+3.896	12:03:17.381
2	52.970	+0.888	12:04:10.351
3	52.729	+0.647	12:05:03.080
4	52.651	+0.569	12:05:55.731
5	52.531	+0.449	12:06:48.262
6	52.432	+0.350	12:07:40.694
7	53.145	+1.063	12:08:33.839
8	52.547	+0.465	12:09:26.386
9	52.082		12:10:18.468
10	52.848	+0.766	12:11:11.316
11	52.121	+0.039	12:12:03.437

(87) Matt Solomon			
1	55.199	+3.337	12:03:16.573
2	53.065	+1.203	12:04:09.638
3	53.274	+1.412	12:05:02.912
4	53.097	+1.235	12:05:56.009
5	52.994	+1.132	12:06:49.003
6	53.503	+1.641	12:07:42.506
7	52.397	+0.535	12:08:34.903
8	52.073	+0.211	12:09:26.976
9	51.862		12:10:18.838
10	53.376	+1.514	12:11:12.214
11	52.680	+0.818	12:12:04.894

(41) Francisco Mora			
1	57.263	+5.429	12:03:19.469
2	53.476	+1.642	12:04:12.945
3	52.319	+0.485	12:05:05.264
4	52.725	+0.891	12:05:57.989
5	51.995	+0.161	12:06:49.984
6	53.515	+1.681	12:07:43.499
7	52.013	+0.179	12:08:35.512
8	52.199	+0.365	12:09:27.711
9	51.834		12:10:19.545
10	52.909	+1.075	12:11:12.454
11	52.517	+0.683	12:12:04.971

(58) Gavin Jonk			
1	57.095	+5.243	12:03:18.744
2	53.341	+1.489	12:04:12.085
3	52.609	+0.757	12:05:04.694
4	52.797	+0.945	12:05:57.491
5	52.268	+0.416	12:06:49.759
6	53.476	+1.624	12:07:43.235
7	53.321	+1.469	12:08:36.556
8	52.340	+0.488	12:09:28.896
9	52.106	+0.254	12:10:21.002
10	52.345	+0.493	12:11:13.347
11	51.852		12:12:05.199

(27) Kaan Onder			
------------------------	--	--	--

1	57.410	+5.510	12:03:19.270
2	55.027	+3.127	12:04:14.297
3	53.231	+1.331	12:05:07.528
4	52.557	+0.657	12:06:00.085
5	52.226	+0.326	12:06:52.311
6	52.011	+0.111	12:07:44.322
7	52.368	+0.468	12:08:36.690
8	52.502	+0.602	12:09:29.192
9	51.900		12:10:21.092
10	52.331	+0.431	12:11:13.423
11	52.085	+0.185	12:12:05.508

(40) Janneau Esmeijer			
1	57.160	+5.378	12:03:19.010
2	55.073	+3.291	12:04:14.083
3	53.659	+1.877	12:05:07.742
4	52.747	+0.965	12:06:00.489
5	52.375	+0.593	12:06:52.864
6	52.262	+0.480	12:07:45.126
7	52.169	+0.387	12:08:37.295
8	52.335	+0.553	12:09:29.630
9	52.299	+0.517	12:10:21.929
10	51.782		12:11:13.711
11	51.927	+0.145	12:12:05.638

(69) Alexis Araujo			
1	54.981	+2.865	12:03:16.268
2	54.004	+1.888	12:04:10.272
3	53.692	+1.576	12:05:03.964
4	54.117	+2.001	12:05:58.081
5	52.631	+0.515	12:06:50.712
6	52.887	+0.771	12:07:43.599
7	52.808	+0.692	12:08:36.407
8	53.127	+1.011	12:09:29.534
9	52.832	+0.716	12:10:22.366
10	52.116		12:11:14.482
11	52.297	+0.181	12:12:06.779

(16) Alexander Weiss			
1	56.884	+4.409	12:03:18.647
2	52.959	+0.484	12:04:11.606
3	52.615	+0.140	12:05:04.221
4	54.307	+1.832	12:05:58.528
5	52.960	+0.485	12:06:51.488
6	52.747	+0.272	12:07:44.235
7	52.960	+0.485	12:08:37.195
8	52.853	+0.378	12:09:30.048
9	52.635	+0.160	12:10:22.683
10	52.475		12:11:15.158
11	52.618	+0.143	12:12:07.776

(39) Finn Kooijman			
1	59.686	+7.956	12:03:22.140
2	54.421	+2.691	12:04:16.561
3	53.569	+1.839	12:05:10.130
4	55.089	+3.359	12:06:05.219
5	51.947	+0.217	12:06:57.166
6	52.637	+0.907	12:07:49.803
7	52.085	+0.355	12:08:41.888
8	51.868	+0.138	12:09:33.756
9	52.463	+0.733	12:10:26.219
10	51.730		12:11:17.949
11	51.787	+0.057	12:12:09.736

(93) Bartlomiej Mochnacki			
1	57.595	+5.558	12:03:19.881



ROTAX Euro Challenge Wackersdorf/Germany

Rotax Juniors

Wackersdorf 1,275 Km

Pre-Final

2011-05-29 12:00

Race (11 Laps) started at 12:02:21

Lap	Lap Tm	Diff	Time of Day
2	54.017	+1.980	12:04:13.898
3	54.128	+2.091	12:05:08.026
4	53.776	+1.739	12:06:01.802
5	52.403	+0.366	12:06:54.205
6	52.904	+0.867	12:07:47.109
7	52.375	+0.338	12:08:39.484
8	53.508	+1.471	12:09:32.992
9	52.392	+0.355	12:10:25.384
10	52.037		12:11:17.421
11	52.394	+0.357	12:12:09.815

(22) Fred Alliksaar

1	56.881	+4.509	12:03:18.547
2	56.027	+3.655	12:04:14.574
3	53.613	+1.241	12:05:08.187
4	53.095	+0.723	12:06:01.282
5	52.730	+0.358	12:06:54.012
6	54.019	+1.647	12:07:48.031
7	52.427	+0.055	12:08:40.458
8	52.804	+0.432	12:09:33.262
9	52.894	+0.522	12:10:26.156
10	52.372		12:11:18.528
11	52.901	+0.529	12:12:11.429

(49) Patrik Pastorok

1	58.003	+5.952	12:03:21.582
2	54.640	+2.589	12:04:16.222
3	52.550	+0.499	12:05:08.772
4	53.612	+1.561	12:06:02.384
5	52.051		12:06:54.435
6	53.205	+1.154	12:07:47.640
7	52.172	+0.121	12:08:39.812
8	52.759	+0.708	12:09:32.571
9	53.813	+1.762	12:10:26.384
10	52.439	+0.388	12:11:18.823
11	52.702	+0.651	12:12:11.525

(25) Jay Goodwin

1	1:00.899	+9.099	12:03:23.032
2	54.272	+2.472	12:04:17.304
3	52.986	+1.186	12:05:10.290
4	54.421	+2.621	12:06:04.711
5	52.215	+0.415	12:06:56.926
6	53.684	+1.884	12:07:50.610
7	52.692	+0.892	12:08:43.302
8	51.868	+0.068	12:09:35.170
9	52.773	+0.973	12:10:27.943
10	52.030	+0.230	12:11:19.973
11	51.800		12:12:11.773

(32) Martins Steinerts

1	59.348	+7.552	12:03:22.495
2	55.311	+3.515	12:04:17.806
3	53.608	+1.812	12:05:11.414
4	54.025	+2.229	12:06:05.439
5	52.382	+0.586	12:06:57.821
6	52.568	+0.772	12:07:50.389
7	53.112	+1.316	12:08:43.501
8	51.973	+0.177	12:09:35.474
9	52.691	+0.895	12:10:28.165
10	52.130	+0.334	12:11:20.295
11	51.796		12:12:12.091

(34) Mikkel Bang Johnsen

1	57.455	+4.942	12:03:20.826
2	54.254	+1.741	12:04:15.080

Lap	Lap Tm	Diff	Time of Day
3	53.366	+0.853	12:05:08.446
4	55.065	+2.552	12:06:03.511
5	52.866	+0.353	12:06:56.377
6	52.746	+0.233	12:07:49.123
7	52.965	+0.452	12:08:42.088
8	52.523	+0.010	12:09:34.611
9	53.244	+0.731	12:10:27.855
10	53.384	+0.871	12:11:21.239
11	52.513		12:12:13.752

(97) Sam Schippers

1	1:01.859	+9.738	12:03:24.677
2	53.805	+1.684	12:04:18.482
3	54.280	+2.159	12:05:12.762
4	54.172	+2.051	12:06:06.934
5	53.637	+1.516	12:07:00.571
6	52.889	+0.768	12:07:53.460
7	52.319	+0.198	12:08:45.779
8	52.317	+0.196	12:09:38.096
9	52.173	+0.052	12:10:30.269
10	52.121		12:11:22.390
11	52.200	+0.079	12:12:14.590

(78) Lars Lamborelle

1	1:01.866	+9.605	12:03:24.383
2	53.510	+1.249	12:04:17.893
3	53.831	+1.570	12:05:11.724
4	54.338	+2.077	12:06:06.062
5	54.241	+1.980	12:07:00.303
6	53.378	+1.117	12:07:53.681
7	52.874	+0.613	12:08:46.555
8	52.301	+0.040	12:09:38.856
9	53.015	+0.754	12:10:31.871
10	52.632	+0.371	12:11:24.503
11	52.261		12:12:16.764

(84) Stefano Van Galen

1	1:07.129	+15.086	12:03:29.538
2	53.271	+1.228	12:04:22.809
3	53.127	+1.084	12:05:15.936
4	53.712	+1.669	12:06:09.648
5	52.782	+0.739	12:07:02.430
6	52.429	+0.386	12:07:54.859
7	52.501	+0.458	12:08:47.360
8	52.043		12:09:39.403
9	52.572	+0.529	12:10:31.975
10	53.315	+1.272	12:11:25.290
11	52.767	+0.724	12:12:18.057

(54) Thomas Preining

1	58.626	+6.523	12:03:21.465
2	54.849	+2.746	12:04:16.314
3	53.810	+1.707	12:05:10.124
4	55.837	+3.734	12:06:05.961
5	55.206	+3.103	12:07:01.167
6	53.515	+1.412	12:07:54.682
7	52.365	+0.262	12:08:47.047
8	52.103		12:09:39.150
9	52.583	+0.480	12:10:31.733
10	53.367	+1.264	12:11:25.100
11	53.857	+1.754	12:12:18.957

(30) Moritz Oberheim

1	1:11.866	+20.113	12:03:33.931
2	52.845	+1.092	12:04:26.776
3	52.670	+0.917	12:05:19.446

Lap	Lap Tm	Diff	Time of Day
4	53.582	+1.829	12:06:13.028
5	52.475	+0.722	12:07:05.503
6	52.573	+0.820	12:07:58.076
7	51.980	+0.227	12:08:50.056
8	51.753		12:09:41.809
9	51.908	+0.155	12:10:33.717
10	52.096	+0.343	12:11:25.813
11	53.255	+1.502	12:12:19.068

(18) Alessandro Latif

1	1:06.635	+14.161	12:03:28.208
2	53.680	+1.206	12:04:21.888
3	53.319	+0.845	12:05:15.207
4	54.350	+1.876	12:06:09.557
5	53.165	+0.691	12:07:02.722
6	52.791	+0.317	12:07:55.513
7	52.647	+0.173	12:08:48.160
8	52.474		12:09:40.634
9	52.532	+0.058	12:10:33.166
10	52.531	+0.057	12:11:25.697
11	53.608	+1.134	12:12:19.305

(92) Sven van der Slik

1	59.698	+7.613	12:03:22.947
2	54.790	+2.705	12:04:17.737
3	55.240	+3.155	12:05:12.977
4	54.336	+2.251	12:06:07.313
5	54.042	+1.957	12:07:01.355
6	53.412	+1.327	12:07:54.767
7	53.028	+0.943	12:08:47.795
8	52.085		12:09:39.880
9	52.400	+0.315	12:10:32.280
10	53.293	+1.208	12:11:25.573
11	53.936	+1.851	12:12:19.509

(28) Jan Filip

1	59.186	+6.775	12:03:21.862
2	55.093	+2.682	12:04:16.955
3	1:01.174	+8.763	12:05:18.129
4	54.361	+1.950	12:06:12.490
5	52.941	+0.530	12:07:05.431
6	53.576	+1.165	12:07:59.007
7	52.490	+0.079	12:08:51.497
8	52.708	+0.297	12:09:44.205
9	52.411		12:10:36.616
10	52.455	+0.044	12:11:29.071
11	52.586	+0.175	12:12:21.657

(66) Randy Berglas

1	1:14.845	+22.630	12:03:37.143
2	53.244	+1.029	12:04:30.387
3	53.041	+0.826	12:05:23.428
4	54.040	+1.825	12:06:17.468
5	52.909	+0.694	12:07:10.377
6	52.846	+0.631	12:08:03.223
7	52.445	+0.230	12:08:55.668
8	52.356	+0.141	12:09:48.024
9	52.221	+0.006	12:10:40.245
10	52.215		12:11:32.460
11	52.586	+0.371	12:12:25.046

(35) Eric Johansson

1	56.949	+4.958	12:03:20.573
2	55.137	+3.146	12:04:15.710
3	52.795	+0.804	12:05:08.505
4	1:14.726	+22.735	12:06:23.231

Timekeeping Ingrid and Meik Wagner:

Clerk of the course Nigel Edwards:

www.mylaps.com

Steward (Chairman) Olivier Steveny:

Chief Scrutineer Paul Klaassen:

Licensed to: Motorsport Events



ROTAX Euro Challenge Wackersdorf/Germany

Rotax Juniors

Wackersdorf 1,275 Km

Pre-Final

2011-05-29 12:00

Race (11 Laps) started at 12:02:21

Lap	Lap Tm	Diff	Time of Day
5	52.429	+0.438	12:07:15.660
6	52.387	+0.396	12:08:08.047
7	52.281	+0.290	12:09:00.328
8	52.197	+0.206	12:09:52.525
9	51.995	+0.004	12:10:44.520
10	52.004	+0.013	12:11:36.524
11	51.991		12:12:28.515

(20) Jordan Pepper

1	59.587	+7.306	12:03:21.536
2	54.614	+2.333	12:04:16.150
3	52.549	+0.268	12:05:08.699
4	1:18.360	+26.079	12:06:27.059
5	53.158	+0.877	12:07:20.217
6	53.293	+1.012	12:08:13.510
7	53.087	+0.806	12:09:06.597
8	52.775	+0.494	12:09:59.372
9	52.474	+0.193	12:10:51.846
10	52.281		12:11:44.127
11	53.130	+0.849	12:12:37.257

(55) Petr Fulin

1	1:12.161	+20.149	12:03:33.934
2	2:16.377	+1:24.365	12:05:50.311
3	53.249	+1.237	12:06:43.560
4	1:18.640	+26.628	12:08:02.200
5	52.815	+0.803	12:08:55.015
6	52.300	+0.288	12:09:47.315
7	52.254	+0.242	12:10:39.569
8	52.012		12:11:31.581
9	52.794	+0.782	12:12:24.375

(50) Shayur Harpal

1	58.640	+5.439	12:03:22.055
2	54.472	+1.271	12:04:16.527
3	53.201		12:05:09.728
4	1:13.322	+20.121	12:06:23.050
5	56.586	+3.385	12:07:19.636
6	55.907	+2.706	12:08:15.543
7	58.499	+5.298	12:09:14.042

Lap	Lap Tm	Diff	Time of Day
-----	--------	------	-------------

Lap	Lap Tm	Diff	Time of Day
-----	--------	------	-------------

Timekeeping Ingrid and Meik Wagner:



Clerk of the course Nigel Edwards:

Steward (Chairman) Olivier Steveny:

Chief Scrutineer Paul Klaassen:

www.mylaps.com

Rotax Max Euro Challenge 20
 Class: Rotax Max Juniors
 Date/Time: 29-05-2011 14:30

Track: Wackersdorf / Germany
 Heat: Final
 Laps: 14

Edition 1

Petr Fulin	55	Laps 9 Tm. 10:03.173
	33	
Eric Johansson	35	Laps 11 Tm. 10:07.313
	31	
Jan Filip	28	Laps 11 Tm. 10:00.455
	29	
Alessandro Latif	18	Laps 11 Tm. 9:58.103
	27	
Thomas Preining	54	Laps 11 Tm. 9:57.755
	25	
Lars Lamborelle	78	Laps 11 Tm. 9:55.562
	23	
Mikkel Bang Johnsen	34	Laps 11 Tm. 9:52.550
	21	
Jay Goodwin	25	Laps 11 Tm. 9:50.571
	19	
Fred Alliksaar	22	Laps 11 Tm. 9:50.227
	17	
Finn Kooijman	39	Laps 11 Tm. 9:48.534
	15	
Alexis Araujo	69	Laps 11 Tm. 9:45.577
	13	
Kaan Onder	27	Laps 11 Tm. 9:44.306
	11	
Francisco Mora	41	Laps 11 Tm. 9:43.769
	9	
Jasper de Brouwer	13	Laps 11 Tm. 9:42.235
	7	
Nathan Harrison	4	Laps 11 Tm. 9:40.883
	5	
Dave Blom	11	Laps 11 Tm. 9:37.764
	3	
Ukyo Sasahara	6	Laps 11 Tm. 9:34.084
	1	

Pole Position

17	Shayur Harpal	50	Laps 7 Tm. 6:52.840
		34	
16	Jordan Pepper	20	Laps 11 Tm. 10:16.055
		32	
15	Randy Berglas	66	Laps 11 Tm. 10:03.844
		30	
14	Sven van der Slik	92	Laps 11 Tm. 9:58.307
		28	
13	Moritz Oberheim	30	Laps 11 Tm. 9:57.866
		26	
12	Stefano Van Galen	84	Laps 11 Tm. 9:56.855
		24	
11	Sam Schippers	97	Laps 11 Tm. 9:53.388
		22	
10	Martins Steinerts	32	Laps 11 Tm. 9:50.889
		20	
9	Patrik Pastorok	49	Laps 11 Tm. 9:50.323
		18	
8	Bartlomiej Mochnacki	93	Laps 11 Tm. 9:48.613
		16	
7	Alexander Weiss	16	Laps 11 Tm. 9:46.574
		14	
6	Janneau Esmeijer	40	Laps 11 Tm. 9:44.436
		12	
5	Gavin Jonk	58	Laps 11 Tm. 9:43.997
		10	
4	Matt Soloman	87	Laps 11 Tm. 9:43.692
		8	
3	William Sward	68	Laps 11 Tm. 9:41.688
		6	
2	Philip Morin	86	Laps 11 Tm. 9:40.604
		4	
1	Guust Specken	36	Laps 11 Tm. 9:35.772
		2	

Row

Clerk of the course Nigel Edwards:
 Stewards (Chairman) Olivier Steveny:

Scrutineer Paul Klaassen:
 Timekeeping Ingrid/Meik Wagner:



ROTAX Euro Challenge Wackersdorf/Germany

Rotax Juniors

Wackersdorf 1,275 Km

Final

2011-05-29 14:30

Race (14 Laps) started at 14:32:26

Pos	No.	Name	Nat.	Chassis	Race Team	Laps	Total Tm	Diff	Best Tm	In Lap	km/h	Points
1	6	Ukyo Sasahara	JPN	Kosmic	Paul Carr Racing	14	12:06.961		51.368	10	89,355	55
2	11	Dave Blom	NED	Parolin	Formula K Holland	14	12:10.098	3.137	51.691	10	88,797	52
3	4	Nathan Harrison	GBR	Tonykart	Strawberry Racing	14	12:12.992	6.031	51.770	13	88,661	50
4	86	Philip Morin	SWE	Kosmic	Paul Carr Racing	14	12:13.091	6.130	51.726	9	88,737	49
5	36	Guust Specken	NED	Intrepid	Team TKP	14	12:13.231	6.270	51.695	12	88,790	48
6	40	Janneau Esmeijer	NED	Intrepid	Team TKP	14	12:18.988	12.027	51.874	12	88,484	47
7	58	Gavin Jonk	NED	Gillard	VZ Racing	14	12:19.852	12.891	51.792	9	88,624	46
8	27	Kaan Onder	TUR	Gillard	Borusan Otomotiv M/S	14	12:20.278	13.317	51.584	9	88,981	45
9	87	Matt Soloman	HKG	Kosmic	Paul Carr Racing	14	12:20.389	13.428	51.913	13	88,417	44
10	69	Alexis Araujo	ESP	Gillard	Protrain Racing	14	12:21.042	14.081	52.150	10	88,015	43
11	20	Jordan Pepper	RSA	Birel	Kalman Motorsport	14	12:22.349	15.388	51.948	13	88,358	42
12	68	William Sward	SWE	Tonykart	Sodakart SE	14	12:23.388	16.427	51.824	13	88,569	41
13	39	Finn Kooijman	NED	PDB Belgium	De Feyter	14	12:26.097	19.136	51.545	12	89,048	40
14	34	Mikkel Bang Johnsen	DEN	Haase	DMT Racing.DK	14	12:26.687	19.726	52.288	10	87,783	39
15	66	Randy Berglas	SUI	Mach 1	Mach 1 Motorsport	14	12:26.761	19.800	51.862	12	88,504	38
16	13	Jasper de Brouwer	NED	Alonso	Evolution Racing	14	12:28.083	21.122	52.001	12	88,268	37
17	22	Fred Alliksaar	EST	Tonykart	Max Racing	14	12:28.429	21.468	52.315	10	87,738	36
18	41	Francisco Mora	POR	FA Kart	Cabo Mundo	14	12:29.230	22.269	51.894	11	88,450	35
19	55	Petr Fulin	CZE	MS Kart	MS Kart Racing Team	14	12:29.662	22.701	51.892	12	88,453	34
20	35	Eric Johansson	SWE	Alonso	Evolution Racing	14	12:29.792	22.831	52.225	13	87,889	33
21	18	Alessandro Latif	GBR	Gillard	Protrain Racing	14	12:31.241	24.280	52.032	9	88,215	32
22	25	Jay Goodwin	GBR	Tonykart	Strawberry Racing	14	12:31.607	24.646	51.939	11	88,373	31
23	28	Jan Filip	CZE	Marenello	Hagemann Racing	14	12:32.481	25.520	52.236	11	87,870	30
24	16	Alexander Weiss	DEN	Bremer	RBR Kart Team	14	12:35.055	28.094	52.192	11	87,945	29
25	32	Martins Steinerts	LAT	MS Kart	Steinerts RT	14	12:35.659	28.698	51.944	11	88,364	28
26	30	Moritz Oberheim	GER	Energy	Jedi Racingteam	14	12:37.361	30.400	52.686	11	87,120	27
27	49	Patrik Pastorok	SVK	Birel	Gregor Racing	14	12:39.319	32.358	51.803	12	88,605	26
28	84	Stefano Van Galen	NED	Expriit	Van Galen Racing	14	12:40.249	33.288	51.938	13	88,375	25
29	93	Bartlomiej Mochnecki	POL	CRG	Wyrzykowski Motorsport	14	12:42.699	35.738	52.452	9	87,509	24
30	54	Thomas Preining	AUT	Gillard	VZ Racing	14	12:46.504	39.543	52.423	14	87,557	23
31	97	Sam Schippers	NED	Intrepid	Team TKP	13	12:46.927	1 Lap	52.038	11	88,205	22
32	92	Sven van der Slik	NED	Tonykart		2	2:33.158	12 Laps	57.638	1	79,635	21
33	78	Lars Lamborelle	NED	Intrepid	Team TKP Intrepid	1	59.436	13 Laps	57.849	1	79,345	20

Not classified

DQ	50	Shayur Harpal	RSA	Birel	Kalman Motorsport	12	10:55.766	DQ	52.635	9	87,204	0
----	----	---------------	-----	-------	-------------------	----	-----------	----	--------	---	--------	---

Announcements

These results are provisional until the conclusion of any judicial and technical matters

No. 25 time penalty 3 sec. / reason leaving corridor

No. 50 black flag excluded from Final / reason unfair driving

Started: 34 Classified: 33 Not classified: 1

Margin of Victory	Ø km/h	Best Lap Tm	km/h	Best Lap by
3.137	88,395	51.368	89,355	6 - Ukyo Sasahara

Official Timing www.motorsport-events.se / www.camp-company.de

Orbits

Timekeeping Ingrid and Meik Wagner:

Clerk of the course Nigel Edwards:

www.mylaps.com

Steward (Chairman) Olivier Steveny:

Chief Scrutineer Paul Klaassen:

Licensed to: Motorsport Events

Printed: 2011-05-29 14:47:45

posted at:

h



ROTAX Euro Challenge Wackersdorf/Germany

Rotax Juniors

Wackersdorf 1,275 Km

Final

2011-05-29 14:30

Race (14 Laps) started at 14:32:26

Lap	Lap Tm	Diff	Time of Day
(6) Ukyo Sasahara			
1	53.214	+1.846	14:33:19.682
2	53.063	+1.695	14:34:12.745
3	52.439	+1.071	14:35:05.184
4	52.073	+0.705	14:35:57.257
5	51.824	+0.456	14:36:49.081
6	51.696	+0.328	14:37:40.777
7	51.675	+0.307	14:38:32.452
8	51.723	+0.355	14:39:24.175
9	51.569	+0.201	14:40:15.744
10	51.368		14:41:07.112
11	51.686	+0.318	14:41:58.798
12	51.428	+0.060	14:42:50.226
13	51.463	+0.095	14:43:41.689
14	51.740	+0.372	14:44:33.429

(11) Dave Blom			
1	54.155	+2.464	14:33:20.859
2	52.993	+1.302	14:34:13.852
3	52.668	+0.977	14:35:06.520
4	52.077	+0.386	14:35:58.597
5	51.908	+0.217	14:36:50.505
6	51.856	+0.165	14:37:42.361
7	51.776	+0.085	14:38:34.137
8	51.790	+0.099	14:39:25.927
9	51.728	+0.037	14:40:17.655
10	51.691		14:41:09.346
11	52.005	+0.314	14:42:01.351
12	51.706	+0.015	14:42:53.057
13	51.796	+0.105	14:43:44.853
14	51.713	+0.022	14:44:36.566

(4) Nathan Harrison			
1	54.484	+2.714	14:33:21.261
2	53.091	+1.321	14:34:14.352
3	53.017	+1.247	14:35:07.369
4	52.330	+0.560	14:35:59.699
5	51.918	+0.148	14:36:51.617
6	51.923	+0.153	14:37:43.540
7	52.001	+0.231	14:38:35.541
8	51.882	+0.112	14:39:27.423
9	51.771	+0.001	14:40:19.194
10	51.818	+0.048	14:41:11.012
11	52.651	+0.881	14:42:03.663
12	51.849	+0.079	14:42:55.512
13	51.770		14:43:47.282
14	52.178	+0.408	14:44:39.460

(86) Philip Morin			
1	54.788	+3.062	14:33:21.538
2	53.002	+1.276	14:34:14.540
3	52.431	+0.705	14:35:06.971
4	52.278	+0.552	14:35:59.249
5	51.977	+0.251	14:36:51.226
6	51.942	+0.216	14:37:43.168
7	51.999	+0.273	14:38:35.167
8	51.895	+0.169	14:39:27.062
9	51.726		14:40:18.788
10	51.858	+0.132	14:41:10.646
11	52.650	+0.924	14:42:03.296
12	51.803	+0.077	14:42:55.099
13	51.835	+0.109	14:43:46.934
14	52.625	+0.899	14:44:39.559

(36) Guust Specken			
1	54.788	+3.062	14:33:21.538
2	53.002	+1.276	14:34:14.540
3	52.431	+0.705	14:35:06.971
4	52.278	+0.552	14:35:59.249
5	51.977	+0.251	14:36:51.226
6	51.942	+0.216	14:37:43.168
7	51.999	+0.273	14:38:35.167
8	51.895	+0.169	14:39:27.062
9	51.726		14:40:18.788
10	51.858	+0.132	14:41:10.646
11	52.650	+0.924	14:42:03.296
12	51.803	+0.077	14:42:55.099
13	51.835	+0.109	14:43:46.934
14	52.625	+0.899	14:44:39.559

1	54.075	+2.380	14:33:20.667
2	53.064	+1.369	14:34:13.731
3	53.095	+1.400	14:35:06.826
4	53.055	+1.360	14:35:59.881
5	51.929	+0.234	14:36:51.810
6	52.035	+0.340	14:37:43.845
7	51.900	+0.205	14:38:35.745
8	51.917	+0.222	14:39:27.662
9	51.868	+0.173	14:40:19.530
10	51.814	+0.119	14:41:11.344
11	52.682	+0.987	14:42:04.026
12	51.695		14:42:55.721
13	51.799	+0.104	14:43:47.520
14	52.179	+0.484	14:44:39.699

(40) Janneau Esmeijer			
1	55.977	+4.103	14:33:23.512
2	53.808	+1.934	14:34:17.320
3	52.635	+0.761	14:35:09.955
4	53.558	+1.684	14:36:03.513
5	52.053	+0.179	14:36:55.566
6	52.016	+0.142	14:37:47.582
7	52.874	+1.000	14:38:40.456
8	51.910	+0.036	14:39:32.366
9	51.960	+0.086	14:40:24.326
10	51.886	+0.012	14:41:16.212
11	52.842	+0.968	14:42:09.054
12	51.874		14:43:00.928
13	52.615	+0.741	14:43:53.543
14	51.913	+0.039	14:44:45.456

(58) Gavin Jonk			
1	57.337	+5.545	14:33:24.588
2	53.231	+1.439	14:34:17.819
3	52.827	+1.035	14:35:10.646
4	53.175	+1.383	14:36:03.821
5	52.109	+0.317	14:36:55.930
6	52.026	+0.234	14:37:47.956
7	52.761	+0.969	14:38:40.717
8	52.640	+0.848	14:39:33.357
9	51.792		14:40:25.149
10	52.173	+0.381	14:41:17.322
11	52.269	+0.477	14:42:09.591
12	52.192	+0.400	14:43:01.783
13	52.039	+0.247	14:43:53.822
14	52.498	+0.706	14:44:46.320

(27) Kaan Onder			
1	56.427	+4.843	14:33:23.695
2	53.892	+2.308	14:34:17.587
3	53.141	+1.557	14:35:10.728
4	54.147	+2.563	14:36:04.875
5	51.826	+0.242	14:36:56.701
6	51.789	+0.205	14:37:48.490
7	52.024	+0.440	14:38:40.514
8	52.528	+0.944	14:39:33.042
9	51.584		14:40:24.626
10	51.822	+0.238	14:41:16.448
11	52.712	+1.128	14:42:09.160
12	51.946	+0.362	14:43:01.106
13	52.540	+0.956	14:43:53.646
14	53.100	+1.516	14:44:46.746

(87) Matt Solomon			
1	55.617	+3.704	14:33:22.695
2	53.447	+1.534	14:34:16.142

3	53.080	+1.167	14:35:09.222
4	52.743	+0.830	14:36:01.965
5	52.513	+0.600	14:36:54.478
6	52.469	+0.556	14:37:46.947
7	52.515	+0.602	14:38:39.462
8	52.293	+0.380	14:39:31.755
9	52.763	+0.850	14:40:24.518
10	52.452	+0.539	14:41:16.970
11	52.308	+0.395	14:42:09.278
12	52.876	+0.963	14:43:02.154
13	51.913		14:43:54.067
14	52.790	+0.877	14:44:46.857

(69) Alexis Araujo			
1	55.683	+3.533	14:33:23.061
2	53.677	+1.527	14:34:16.738
3	53.149	+0.999	14:35:09.887
4	54.188	+2.038	14:36:04.075
5	52.507	+0.357	14:36:56.582
6	52.555	+0.405	14:37:49.137
7	52.194	+0.044	14:38:41.331
8	52.381	+0.231	14:39:33.712
9	52.200	+0.050	14:40:25.912
10	52.150		14:41:18.062
11	52.566	+0.416	14:42:10.628
12	52.235	+0.085	14:43:02.863
13	52.317	+0.167	14:43:55.180
14	52.330	+0.180	14:44:47.510

(20) Jordan Pepper			
1	57.858	+5.910	14:33:27.288
2	53.728	+1.780	14:34:21.016
3	52.995	+1.047	14:35:14.011
4	52.555	+0.607	14:36:06.566
5	52.194	+0.246	14:36:58.760
6	52.383	+0.435	14:37:51.143
7	52.598	+0.650	14:38:43.741
8	52.323	+0.375	14:39:36.064
9	52.126	+0.178	14:40:28.190
10	52.236	+0.288	14:41:20.426
11	52.263	+0.315	14:42:12.689
12	52.051	+0.103	14:43:04.740
13	51.948		14:43:56.688
14	52.129	+0.181	14:44:48.817

(68) William Sward			
1	56.227	+4.403	14:33:23.131
2	54.295	+2.471	14:34:17.426
3	53.551	+1.727	14:35:10.977
4	54.763	+2.939	14:36:05.740
5	52.269	+0.445	14:36:58.009
6	52.851	+1.027	14:37:50.860
7	54.738	+2.914	14:38:45.598
8	52.053	+0.229	14:39:37.651
9	52.229	+0.405	14:40:29.880
10	51.981	+0.157	14:41:21.861
11	52.136	+0.312	14:42:13.997
12	52.006	+0.182	14:43:06.003
13	51.824		14:43:57.827
14	52.029	+0.205	14:44:49.856

(39) Finn Kooijman			
1	1:04.451	+12.906	14:33:31.898
2	53.038	+1.493	14:34:24.936
3	52.545	+1.000	14:35:17.481
4	52.968	+1.423	14:36:10.449



ROTX Euro Challenge Wackersdorf/Germany

Rotax Juniors

Wackersdorf 1,275 Km

Final

2011-05-29 14:30

Race (14 Laps) started at 14:32:26

Lap	Lap Tm	Diff	Time of Day
5	52.086	+0.541	14:37:02.535
6	52.700	+1.155	14:37:55.235
7	53.518	+1.973	14:38:48.753
8	51.933	+0.388	14:39:40.686
9	51.670	+0.125	14:40:32.356
10	51.972	+0.427	14:41:24.328
11	51.946	+0.401	14:42:16.274
12	51.545		14:43:07.819
13	51.769	+0.224	14:43:59.588
14	52.977	+1.432	14:44:52.565

(34) Mikkel Bang Johnsen

1	58.140	+5.852	14:33:26.108
2	54.265	+1.977	14:34:20.373
3	52.789	+0.501	14:35:13.162
4	52.745	+0.457	14:36:05.907
5	52.539	+0.251	14:36:58.446
6	53.303	+1.015	14:37:51.749
7	53.348	+1.060	14:38:45.097
8	52.302	+0.014	14:39:37.399
9	52.668	+0.380	14:40:30.067
10	52.288		14:41:22.355
11	52.364	+0.076	14:42:14.719
12	52.294	+0.006	14:43:07.013
13	52.737	+0.449	14:43:59.750
14	53.405	+1.117	14:44:53.155

(66) Randy Berglas

1	58.929	+7.067	14:33:28.248
2	54.124	+2.262	14:34:22.372
3	53.072	+1.210	14:35:15.444
4	52.259	+0.397	14:36:07.703
5	54.077	+2.215	14:37:01.780
6	53.015	+1.153	14:37:54.795
7	53.648	+1.786	14:38:48.443
8	52.415	+0.553	14:39:40.858
9	51.911	+0.049	14:40:32.769
10	51.922	+0.060	14:41:24.691
11	52.323	+0.461	14:42:17.014
12	51.862		14:43:08.876
13	52.239	+0.377	14:44:01.115
14	52.114	+0.252	14:44:53.229

(13) Jasper de Brouwer

1	55.953	+3.952	14:33:22.890
2	53.637	+1.636	14:34:16.527
3	53.284	+1.283	14:35:09.811
4	55.320	+3.319	14:36:05.131
5	54.604	+2.603	14:36:59.735
6	52.509	+0.508	14:37:52.244
7	54.590	+2.589	14:38:46.834
8	52.395	+0.394	14:39:39.229
9	52.519	+0.518	14:40:31.748
10	52.332	+0.331	14:41:24.080
11	52.629	+0.628	14:42:16.709
12	52.001		14:43:08.710
13	53.086	+1.085	14:44:01.796
14	52.755	+0.754	14:44:54.551

(22) Fred Alliksaar

1	56.522	+4.207	14:33:24.342
2	54.006	+1.691	14:34:18.348
3	53.009	+0.694	14:35:11.357
4	54.138	+1.823	14:36:05.495
5	52.886	+0.571	14:36:58.381
6	53.635	+1.320	14:37:52.016

Lap	Lap Tm	Diff	Time of Day
7	54.217	+1.902	14:38:46.233
8	53.279	+0.964	14:39:39.512
9	52.437	+0.122	14:40:31.949
10	52.315		14:41:24.264
11	52.622	+0.307	14:42:16.886
12	52.388	+0.073	14:43:09.274
13	52.766	+0.451	14:44:02.040
14	52.857	+0.542	14:44:54.897

(25) Jay Goodwin

1	1:01.555	+9.616	14:33:29.446
2	53.698	+1.759	14:34:23.144
3	53.812	+1.873	14:35:16.956
4	53.042	+1.103	14:36:09.998
5	52.380	+0.441	14:37:02.378
6	53.352	+1.413	14:37:55.730
7	53.787	+1.848	14:38:49.517
8	52.401	+0.462	14:39:41.918
9	52.043	+0.104	14:40:33.961
10	52.644	+0.705	14:41:26.605
11	51.939		14:42:18.544
12	52.197	+0.258	14:43:10.741
13	52.251	+0.312	14:44:02.992
14	52.083	+0.144	14:44:55.075

(41) Francisco Mora

1	58.412	+6.518	14:33:25.559
2	55.151	+3.257	14:34:20.710
3	53.844	+1.950	14:35:14.554
4	52.592	+0.698	14:36:07.146
5	53.515	+1.621	14:37:00.661
6	52.052	+0.158	14:37:52.713
7	57.336	+5.442	14:38:50.049
8	53.052	+1.158	14:39:43.101
9	52.062	+0.168	14:40:35.163
10	52.316	+0.422	14:41:27.479
11	51.894		14:42:19.373
12	51.969	+0.075	14:43:11.342
13	52.280	+0.386	14:44:03.622
14	52.076	+0.182	14:44:55.698

(55) Petr Fulin

1	58.520	+6.628	14:33:27.806
2	53.800	+1.908	14:34:21.606
3	52.711	+0.819	14:35:14.317
4	53.260	+1.368	14:36:07.577
5	54.160	+2.268	14:37:01.737
6	53.246	+1.354	14:37:54.983
7	54.347	+2.455	14:38:49.330
8	52.244	+0.352	14:39:41.574
9	52.158	+0.266	14:40:33.732
10	53.185	+1.293	14:41:26.917
11	52.151	+0.259	14:42:19.068
12	51.892		14:43:10.960
13	52.853	+0.961	14:44:03.813
14	52.317	+0.425	14:44:56.130

(35) Eric Johansson

1	57.270	+5.045	14:33:26.464
2	54.337	+2.112	14:34:20.801
3	52.895	+0.670	14:35:13.696
4	52.985	+0.760	14:36:06.681
5	53.400	+1.175	14:37:00.081
6	52.324	+0.099	14:37:52.405
7	56.763	+4.538	14:38:49.168
8	52.494	+0.269	14:39:41.662

Lap	Lap Tm	Diff	Time of Day
9	52.780	+0.555	14:40:34.442
10	52.265	+0.040	14:41:26.707
11	52.420	+0.195	14:42:19.127
12	52.571	+0.346	14:43:11.698
13	52.225		14:44:03.923
14	52.337	+0.112	14:44:56.260

(18) Alessandro Latif

1	1:04.450	+12.418	14:33:33.152
2	53.397	+1.365	14:34:26.549
3	53.325	+1.293	14:35:19.874
4	52.713	+0.681	14:36:12.587
5	52.520	+0.488	14:37:05.107
6	52.724	+0.692	14:37:57.831
7	53.113	+1.081	14:38:50.944
8	53.213	+1.181	14:39:44.157
9	52.032		14:40:36.189
10	52.272	+0.240	14:41:28.461
11	52.109	+0.077	14:42:20.570
12	52.216	+0.184	14:43:12.786
13	52.374	+0.342	14:44:05.160
14	52.549	+0.517	14:44:57.709

(28) Jan Filip

1	57.859	+5.623	14:33:26.720
2	58.024	+5.788	14:34:24.744
3	53.200	+0.964	14:35:17.944
4	53.076	+0.840	14:36:11.020
5	52.916	+0.680	14:37:03.936
6	52.994	+0.758	14:37:56.930
7	53.814	+1.578	14:38:50.744
8	53.729	+1.493	14:39:44.473
9	52.339	+0.103	14:40:36.812
10	52.426	+0.190	14:41:29.238
11	52.236		14:42:21.474
12	52.278	+0.042	14:43:13.752
13	52.674	+0.438	14:44:06.426
14	52.523	+0.287	14:44:58.949

(16) Alexander Weiss

1	57.724	+5.532	14:33:25.345
2	53.106	+0.914	14:34:18.451
3	52.456	+0.264	14:35:10.907
4	54.328	+2.136	14:36:05.235
5	52.448	+0.256	14:36:57.683
6	53.090	+0.898	14:37:50.773
7	58.957	+6.765	14:38:49.730
8	53.184	+0.992	14:39:42.914
9	52.437	+0.245	14:40:35.351
10	55.541	+3.349	14:41:30.892
11	52.192		14:42:23.084
12	52.392	+0.200	14:43:15.476
13	53.067	+0.875	14:44:08.543
14	52.980	+0.788	14:45:01.523

(32) Martins Steinerts

1	1:09.801	+17.857	14:33:37.840
2	53.360	+1.416	14:34:31.200
3	52.882	+0.938	14:35:24.082
4	52.760	+0.816	14:36:16.842
5	52.459	+0.515	14:37:09.301
6	52.392	+0.448	14:38:01.693
7	52.749	+0.805	14:38:54.442
8	52.345	+0.401	14:39:46.787
9	52.087	+0.143	14:40:38.874
10	52.670	+0.726	14:41:31.544



ROTAX Euro Challenge Wackersdorf/Germany

Rotax Juniors

Wackersdorf 1,275 Km

Final

2011-05-29 14:30

Race (14 Laps) started at 14:32:26

Lap	Lap Tm	Diff	Time of Day
11	51.944		14:42:23.488
12	52.248	+0.304	14:43:15.736
13	52.739	+0.795	14:44:08.475
14	53.652	+1.708	14:45:02.127

(30) Moritz Oberheim

Lap	Lap Tm	Diff	Time of Day
1	1:01.632	+8.946	14:33:30.226
2	54.661	+1.975	14:34:24.887
3	53.620	+0.934	14:35:18.507
4	52.934	+0.248	14:36:11.441
5	52.881	+0.195	14:37:04.322
6	53.398	+0.712	14:37:57.720
7	54.447	+1.761	14:38:52.167
8	53.336	+0.650	14:39:45.503
9	52.949	+0.263	14:40:38.452
10	53.763	+1.077	14:41:32.215
11	52.686		14:42:24.901
12	52.790	+0.104	14:43:17.691
13	52.868	+0.182	14:44:10.559
14	53.270	+0.584	14:45:03.829

(49) Patrik Pastorok

Lap	Lap Tm	Diff	Time of Day
1	1:15.540	+23.737	14:33:43.430
2	52.999	+1.196	14:34:36.429
3	52.762	+0.959	14:35:29.191
4	52.828	+1.025	14:36:22.019
5	52.576	+0.773	14:37:14.595
6	52.709	+0.906	14:38:07.304
7	52.701	+0.898	14:39:00.005
8	52.387	+0.584	14:39:52.392
9	52.050	+0.247	14:40:44.442
10	53.023	+1.220	14:41:37.465
11	52.277	+0.474	14:42:29.742
12	51.803		14:43:21.545
13	52.129	+0.326	14:44:13.674
14	52.113	+0.310	14:45:05.787

(84) Stefano Van Galen

Lap	Lap Tm	Diff	Time of Day
1	1:17.352	+25.414	14:33:45.773
2	53.095	+1.157	14:34:38.868
3	52.862	+0.924	14:35:31.730
4	52.996	+1.058	14:36:24.726
5	52.600	+0.662	14:37:17.326
6	52.258	+0.320	14:38:09.584
7	52.349	+0.411	14:39:01.933
8	52.055	+0.117	14:39:53.988
9	52.362	+0.424	14:40:46.350
10	52.153	+0.215	14:41:38.503
11	52.077	+0.139	14:42:30.580
12	52.043	+0.105	14:43:22.623
13	51.938		14:44:14.561
14	52.156	+0.218	14:45:06.717

(93) Bartlomiej Mochnacki

Lap	Lap Tm	Diff	Time of Day
1	57.439	+4.987	14:33:25.247
2	58.956	+6.504	14:34:24.203
3	53.211	+0.759	14:35:17.414
4	53.492	+1.040	14:36:10.906
5	52.853	+0.401	14:37:03.759
6	54.581	+2.129	14:37:58.340
7	53.615	+1.163	14:38:51.955
8	53.066	+0.614	14:39:45.021
9	52.452		14:40:37.473
10	1:00.369	+7.917	14:41:37.842
11	52.654	+0.202	14:42:30.496
12	52.989	+0.537	14:43:23.485

Lap	Lap Tm	Diff	Time of Day
13	52.799	+0.347	14:44:16.284
14	52.883	+0.431	14:45:09.167

(54) Thomas Preining

Lap	Lap Tm	Diff	Time of Day
1	1:17.252	+24.829	14:33:45.486
2	53.953	+1.530	14:34:39.439
3	53.239	+0.816	14:35:32.678
4	53.150	+0.727	14:36:25.828
5	52.627	+0.204	14:37:18.455
6	52.742	+0.319	14:38:11.197
7	53.109	+0.686	14:39:04.306
8	52.579	+0.156	14:39:56.885
9	52.582	+0.159	14:40:49.467
10	53.242	+0.819	14:41:42.709
11	52.792	+0.369	14:42:35.501
12	52.441	+0.018	14:43:27.942
13	52.607	+0.184	14:44:20.549
14	52.423		14:45:12.972

(97) Sam Schippers

Lap	Lap Tm	Diff	Time of Day
1	1:01.706	+9.668	14:33:29.822
2	54.005	+1.967	14:34:23.827
3	53.038	+1.000	14:35:16.865
4	52.145	+0.107	14:36:09.010
5	52.524	+0.486	14:37:01.534
6	53.949	+1.911	14:37:55.483
7	54.866	+2.828	14:38:50.349
8	1:23.895	+31.857	14:40:14.244
9	1:29.623	+37.585	14:41:43.867
10	52.291	+0.253	14:42:36.158
11	52.038		14:43:28.196
12	53.057	+1.019	14:44:21.253
13	52.142	+0.104	14:45:13.395

(92) Sven van der Slik

Lap	Lap Tm	Diff	Time of Day
1	57.638		14:33:26.875
2	1:32.751	+35.113	14:34:59.626

(78) Lars Lamborelle

Lap	Lap Tm	Diff	Time of Day
1	57.849		14:33:25.904

(50) Shayur Harpal

Lap	Lap Tm	Diff	Time of Day
1	58.234	+5.599	14:33:28.005
2	54.829	+2.194	14:34:22.834
3	53.894	+1.259	14:35:16.728
4	53.599	+0.964	14:36:10.327
5	52.799	+0.164	14:37:03.126
6	52.815	+0.180	14:37:55.941
7	54.871	+2.236	14:38:50.812
8	54.523	+1.888	14:39:45.335
9	52.635		14:40:37.970
10	56.645	+4.010	14:41:34.615
11	52.990	+0.355	14:42:27.605
12	54.629	+1.994	14:43:22.234

Timekeeping Ingrid and Meik Wagner:



Clerk of the course Nigel Edwards:

Steward (Chairman) Olivier Stevny:

Chief Scrutineer Paul Klaassen:

www.mylaps.com