



ROTAX Euro Challenge Wackersdorf/Germany

Rotax DD2

Wackersdorf 1,275 Km

Non Qualifying Practice 1

2011-05-27 11:00

Practice (10:00 Time) started at 11:03:41

Pos	No.	Name	Nat.	Chassis	Race Team	Laps	Best Tm	Diff	Gap In Lap	km/h
1	633	Mathias Detige	BEL	Gillard	DFK Racing Team	11	49.736			
2	642	Mike Hansen	DEN	First Kart	First Kart s.r.l	11	49.778	0.042	0.042	6
3	640	Christof Huibers	BEL	Haase	Target Racing Team	11	49.806	0.070	0.028	8
4	622	Xen De Ruwe	BEL	Topkart	Slangen Karting	11	49.818	0.082	0.012	6
5	626	Kevin Ludi	SUI	Birel	Spirit Racing	11	49.826	0.090	0.008	6
6	631	Pascal Marschall	GER	CRG		10	49.875	0.139	0.049	7
7	608	Tiago Ribeiro	POR	Intrepid		11	49.889	0.153	0.014	2
8	613	Damien Vuillaume	FRA	CRG	Freekart	11	49.896	0.160	0.007	10
9	621	Georg Vann	EST	Tonykart	Raha24 Motorsport	10	49.905	0.169	0.009	9
10	625	Giel Bronder	NED	Gillard	VZ Racing	11	49.960	0.224	0.055	7
11	601	Andreas Jensen	DEN	CRG	J S Racing	11	49.966	0.230	0.006	4
12	645	Alexandre Mata	POR	Intrepid	Mattkart.com	11	49.969	0.233	0.003	8
13	614	Dennis Ladefoged	DEN	RK Kart	HL Kart Racing DK	9	49.983	0.247	0.014	6
14	604	Maximilian Fleischmann	GER	Intrepid	VPD Racing Team	11	50.000	0.264	0.017	10
15	605	Simas Juodvirsis	LTU	Maranello	RKV Racing	10	50.044	0.308	0.044	6
16	616	Jim Ringelberg	NED	Gillard	DFK Racing Team	11	50.047	0.311	0.003	4
17	618	Tamsin Germain	GBR	Maddox	DG Racing	11	50.077	0.341	0.030	11
18	602	Patrick Pearce	GBR	Maddox	VZ Racing	11	50.088	0.352	0.011	11
19	635	Tobias Widmer	SUI	RK Kart	Spirit Racing	11	50.160	0.424	0.072	3
20	629	Peter Toth	HUN	CRG	Hargitai Racing Team	8	50.212	0.476	0.052	5
21	628	Jules Szymkowiak	BEL	Zanardi	Schepers Racing Service	11	50.232	0.496	0.020	6
22	652	Carl Cleirbaut	BEL	Haase	Target Racing Team	11	50.283	0.547	0.051	11
23	615	Christophe Adams	BEL	Kosmic	Sport Karting Competition	11	50.287	0.551	0.004	11
24	612	Christophe Raymakers	BEL	Zanardi	RAW Racing	10	50.307	0.571	0.020	7
25	617	Phil Garrett	GBR	CRG		11	50.320	0.584	0.013	11
26	632	Tristan Viidas	EST	Maddox	Aix Racing Team	11	50.467	0.731	0.147	11
27	643	Mike Halder	GER	Swiss Hutless	Team DMV	11	50.516	0.780	0.049	8
28	630	Martin Gatz	GER	CRG	Matis Motorsport	9	50.529	0.793	0.013	2
29	606	Dennis Kroes	NED	Tonykart	Team Kroes	11	50.717	0.981	0.188	9
30	653	Remon Hannink	NED	Haase	Euro Indoor Karting	11	50.835	1.099	0.118	5
31	638	Jan van Assche	BEL	Parolin	Formula K Belgium	7	50.932	1.196	0.097	5
32	646	Florent Lambert	GBR	Haase	Tatum Racing	11	50.975	1.239	0.043	5
33	641	Jan MR Wunschek	AUT	Birel	Speedworld Academy	10	50.990	1.254	0.015	7
34	619	Vitalijus Gudzenko	LTU	Maranello	RKV Racing	10	51.729	1.993	0.739	4



ROTAX Euro Challenge Wackersdorf/Germany

Rotax DD2

Wackersdorf 1,275 Km

Non Qualifying Practice 1

2011-05-27 11:00

Practice (10:00 Time) started at 11:03:47

Lap	Lap Tm	Diff	Time of Day
(633) Mathias Detige			
1	51.157	+1.421	11:05:49.779
2	50.061	+0.325	11:06:39.840
3	49.930	+0.194	11:07:29.770
4	49.806	+0.070	11:08:19.576
5	49.828	+0.092	11:09:09.404
6	49.886	+0.150	11:09:59.290
7	50.198	+0.462	11:10:49.488
8	50.287	+0.551	11:11:39.775
9	49.907	+0.171	11:12:29.682
10	49.736		11:13:19.418
11	50.024	+0.288	11:14:09.442
(642) Mike Hansen			
1	51.166	+1.388	11:05:30.639
2	50.251	+0.473	11:06:20.890
3	50.856	+1.078	11:07:11.746
4	49.993	+0.215	11:08:01.739
5	50.165	+0.387	11:08:51.904
6	49.778		11:09:41.682
7	50.417	+0.639	11:10:32.099
8	50.502	+0.724	11:11:22.601
9	50.173	+0.395	11:12:12.774
10	50.437	+0.659	11:13:03.211
11	49.948	+0.170	11:13:53.159
(640) Christof Huibers			
1	51.416	+1.610	11:05:43.988
2	50.068	+0.262	11:06:34.056
3	49.837	+0.031	11:07:23.893
4	49.885	+0.079	11:08:13.778
5	50.037	+0.231	11:09:03.815
6	49.863	+0.057	11:09:53.678
7	49.869	+0.063	11:10:43.547
8	49.806		11:11:33.353
9	50.400	+0.594	11:12:23.753
10	50.167	+0.361	11:13:13.920
11	49.967	+0.161	11:14:03.887
(622) Xen De Ruwe			
1	51.158	+1.340	11:05:28.591
2	50.323	+0.505	11:06:18.914
3	50.084	+0.266	11:07:08.998
4	49.956	+0.138	11:07:58.954
5	49.999	+0.181	11:08:48.953
6	49.818		11:09:38.771
7	49.943	+0.125	11:10:28.714
8	49.935	+0.117	11:11:18.649
9	50.036	+0.218	11:12:08.685
10	50.007	+0.189	11:12:58.692
11	50.125	+0.307	11:13:48.817
(626) Kevin Ludi			
1	51.385	+1.559	11:05:40.002
2	50.776	+0.950	11:06:30.778
3	50.393	+0.567	11:07:21.171
4	50.102	+0.276	11:08:11.273
5	50.179	+0.353	11:09:01.452
6	49.826		11:09:51.278
7	50.236	+0.410	11:10:41.514
8	50.182	+0.356	11:11:31.696
9	49.841	+0.015	11:12:21.537
10	50.256	+0.430	11:13:11.793
11	49.893	+0.067	11:14:01.686

Lap	Lap Tm	Diff	Time of Day
(631) Pascal Marschall			
1	51.610	+1.735	11:05:25.564
2	50.515	+0.640	11:06:16.079
3	50.291	+0.416	11:07:06.370
4	50.174	+0.299	11:07:56.544
5	49.881	+0.006	11:08:46.245
6	50.153	+0.278	11:09:36.578
7	49.875		11:10:26.453
8	49.971	+0.096	11:11:16.424
9	50.417	+0.542	11:12:06.841
10	51.903	+2.028	11:12:58.744
(608) Tiago Ribeiro			
1	51.389	+1.500	11:05:45.265
2	49.889		11:06:35.154
3	50.214	+0.325	11:07:25.368
4	50.791	+0.902	11:08:16.159
5	50.215	+0.326	11:09:06.374
6	50.379	+0.490	11:09:56.753
7	49.985	+0.096	11:10:46.738
8	50.665	+0.776	11:11:37.403
9	50.031	+0.142	11:12:27.434
10	49.997	+0.108	11:13:17.431
11	50.243	+0.354	11:14:07.674
(613) Damien Vuillaume			
1	51.220	+1.324	11:05:25.357
2	50.303	+0.407	11:06:15.660
3	50.212	+0.316	11:07:05.872
4	50.160	+0.264	11:07:56.032
5	50.030	+0.134	11:08:46.062
6	50.581	+0.685	11:09:36.643
7	49.939	+0.043	11:10:26.582
8	49.905	+0.009	11:11:16.487
9	50.188	+0.292	11:12:06.675
10	49.896		11:12:56.571
11	50.021	+0.125	11:13:46.592
(621) Georg Vann			
1	50.937	+1.032	11:05:29.620
2	50.396	+0.491	11:06:20.016
3	50.930	+1.025	11:07:10.946
4	50.017	+0.112	11:08:00.963
5	50.436	+0.531	11:08:51.399
6	49.968	+0.063	11:09:41.367
7	53.676	+3.771	11:10:35.043
8	50.120	+0.215	11:11:25.163
9	49.905		11:12:15.068
10	52.131	+2.226	11:13:07.199
(625) Giel Bronder			
1	51.232	+1.272	11:05:49.969
2	50.216	+0.256	11:06:40.185
3	50.198	+0.238	11:07:30.383
4	50.536	+0.576	11:08:20.919
5	50.567	+0.607	11:09:11.486
6	50.359	+0.399	11:10:01.845
7	49.960		11:10:51.805
8	50.339	+0.379	11:11:42.144
9	50.455	+0.495	11:12:32.599
10	50.286	+0.326	11:13:22.885
11	50.216	+0.256	11:14:13.101
(601) Andreas Jensen			
1	51.163	+1.197	11:05:31.837
2	50.271	+0.305	11:06:22.108

Lap	Lap Tm	Diff	Time of Day
3	50.128	+0.162	11:07:12.236
4	49.966		11:08:02.202
5	50.052	+0.086	11:08:52.254
6	49.999	+0.033	11:09:42.253
7	50.202	+0.236	11:10:32.455
8	49.990	+0.024	11:11:22.445
9	50.035	+0.069	11:12:12.480
10	50.154	+0.188	11:13:02.634
11	51.573	+1.607	11:13:54.207
(645) Alexandre Mata			
1	51.656	+1.687	11:05:39.640
2	50.930	+0.961	11:06:30.570
3	50.187	+0.218	11:07:20.757
4	50.771	+0.802	11:08:11.528
5	50.417	+0.448	11:09:01.945
6	50.084	+0.115	11:09:52.029
7	50.485	+0.516	11:10:42.514
8	49.969		11:11:32.483
9	50.555	+0.586	11:12:23.038
10	50.064	+0.095	11:13:13.102
11	50.454	+0.485	11:14:03.556
(614) Dennis Ladefoged			
1	50.786	+0.803	11:06:03.171
2	50.267	+0.284	11:06:53.438
3	50.358	+0.375	11:07:43.796
4	50.169	+0.186	11:08:33.965
5	50.155	+0.172	11:09:24.120
6	49.983		11:10:14.103
7	50.226	+0.243	11:11:04.329
8	50.060	+0.077	11:11:54.389
9	55.615	+5.632	11:12:50.004
(604) Maximilian Fleischmann			
1	51.419	+1.419	11:05:44.569
2	50.364	+0.364	11:06:34.933
3	50.280	+0.280	11:07:25.213
4	57.046	+7.046	11:08:22.259
5	50.594	+0.594	11:09:12.853
6	50.314	+0.314	11:10:03.167
7	50.155	+0.155	11:10:53.322
8	50.049	+0.049	11:11:43.371
9	50.920	+0.920	11:12:34.291
10	50.000		11:13:24.291
11	51.805	+1.805	11:14:16.096
(605) Simas Juodvirsis			
1	50.790	+0.746	11:05:30.010
2	50.153	+0.109	11:06:20.163
3	52.480	+2.436	11:07:12.643
4	50.089	+0.045	11:08:02.732
5	51.103	+1.059	11:08:53.835
6	50.044		11:09:43.879
7	50.150	+0.106	11:10:34.029
8	50.197	+0.153	11:11:24.226
9	50.103	+0.059	11:12:14.329
10	53.688	+3.644	11:13:08.017
(616) Jim Ringelberg			
1	51.646	+1.599	11:05:51.331
2	50.331	+0.284	11:06:41.662
3	50.071	+0.024	11:07:31.733
4	50.047		11:08:21.780
5	50.134	+0.087	11:09:11.914
6	51.182	+1.135	11:10:03.096

Timekeeping Ingrid and Meik Wagner:

Clerk of the course Nigel Edwards:

www.mylaps.com

Steward (Chairman) Olivier Steveny:

Chief Scrutineer Paul Klaassen:

Licensed to: Motorsport Events



ROTAX Euro Challenge Wackersdorf/Germany

Rotax DD2

Wackersdorf 1,275 Km

Non Qualifying Practice 1

2011-05-27 11:00

Practice (10:00 Time) started at 11:03:47

Lap	Lap Tm	Diff	Time of Day
7	51.024	+0.977	11:10:54.120
8	50.067	+0.020	11:11:44.187
9	50.537	+0.490	11:12:34.724
10	50.121	+0.074	11:13:24.845
11	52.133	+2.086	11:14:16.978

(618) Tamsin Germain			
Lap	Lap Tm	Diff	Time of Day
1	51.664	+1.587	11:05:46.136
2	50.506	+0.429	11:06:36.642
3	50.153	+0.076	11:07:26.795
4	50.350	+0.273	11:08:17.145
5	50.331	+0.254	11:09:07.476
6	50.498	+0.421	11:09:57.974
7	50.764	+0.687	11:10:48.738
8	51.189	+1.112	11:11:39.927
9	50.173	+0.096	11:12:30.100
10	50.157	+0.080	11:13:20.257
11	50.077		11:14:10.334

(602) Patrick Pearce			
Lap	Lap Tm	Diff	Time of Day
1	51.503	+1.415	11:05:28.799
2	50.642	+0.554	11:06:19.441
3	50.351	+0.263	11:07:09.792
4	50.184	+0.096	11:07:59.976
5	50.217	+0.129	11:08:50.193
6	50.285	+0.197	11:09:40.478
7	50.242	+0.154	11:10:30.720
8	50.171	+0.083	11:11:20.891
9	50.931	+0.843	11:12:11.822
10	51.889	+1.801	11:13:03.711
11	50.088		11:13:53.799

(635) Tobias Widmer			
Lap	Lap Tm	Diff	Time of Day
1	51.525	+1.365	11:05:44.340
2	50.364	+0.204	11:06:34.704
3	50.160		11:07:24.864
4	50.478	+0.318	11:08:15.342
5	50.369	+0.209	11:09:05.711
6	59.362	+9.202	11:10:05.073
7	50.423	+0.263	11:10:55.496
8	50.271	+0.111	11:11:45.767
9	50.490	+0.330	11:12:36.257
10	50.486	+0.326	11:13:26.743
11	50.179	+0.019	11:14:16.922

(629) Peter Toth			
Lap	Lap Tm	Diff	Time of Day
1	50.837	+0.625	11:06:00.083
2	50.570	+0.358	11:06:50.653
3	50.536	+0.324	11:07:41.189
4	50.321	+0.109	11:08:31.510
5	50.212		11:09:21.722
6	51.546	+1.334	11:10:13.268
7	2:38.767	+1:48.555	11:12:52.035
8	50.315	+0.103	11:13:42.350

(628) Jules Szymkowiak			
Lap	Lap Tm	Diff	Time of Day
1	51.978	+1.746	11:05:29.041
2	50.650	+0.418	11:06:19.691
3	1:02.297	+12.065	11:07:21.988
4	50.415	+0.183	11:08:12.403
5	51.568	+1.336	11:09:03.971
6	50.232		11:09:54.203
7	50.258	+0.026	11:10:44.461
8	1:04.805	+14.573	11:11:49.266
9	50.947	+0.715	11:12:40.213
10	50.421	+0.189	11:13:30.634

Lap	Lap Tm	Diff	Time of Day
11	50.515	+0.283	11:14:21.149

(652) Carl Cleirbaut			
Lap	Lap Tm	Diff	Time of Day
1	52.871	+2.588	11:05:41.620
2	51.103	+0.820	11:06:32.723
3	51.084	+0.801	11:07:23.807
4	50.853	+0.570	11:08:14.660
5	50.711	+0.428	11:09:05.371
6	50.629	+0.346	11:09:56.000
7	50.479	+0.196	11:10:46.479
8	50.772	+0.489	11:11:37.251
9	50.859	+0.576	11:12:28.110
10	50.534	+0.251	11:13:18.644
11	50.283		11:14:08.927

(615) Christophe Adams			
Lap	Lap Tm	Diff	Time of Day
1	53.735	+3.448	11:05:41.347
2	51.087	+0.800	11:06:32.434
3	51.000	+0.713	11:07:23.434
4	50.735	+0.448	11:08:14.169
5	50.610	+0.323	11:09:04.779
6	50.886	+0.599	11:09:55.665
7	50.711	+0.424	11:10:46.376
8	51.341	+1.054	11:11:37.717
9	50.647	+0.360	11:12:28.364
10	50.653	+0.366	11:13:19.017
11	50.287		11:14:09.304

(612) Christophe Raymakers			
Lap	Lap Tm	Diff	Time of Day
1	51.538	+1.231	11:05:28.166
2	51.077	+0.770	11:06:19.243
3	51.189	+0.882	11:07:10.432
4	50.377	+0.070	11:08:00.809
5	51.377	+1.070	11:08:52.186
6	50.697	+0.390	11:09:42.883
7	50.307		11:10:33.190
8	50.316	+0.009	11:11:23.506
9	51.089	+0.782	11:12:14.595
10	1:43.894	+53.587	11:13:58.489

(617) Phil Garrett			
Lap	Lap Tm	Diff	Time of Day
1	52.775	+2.455	11:05:38.863
2	52.616	+2.296	11:06:31.479
3	52.724	+2.404	11:07:24.203
4	52.337	+2.017	11:08:16.540
5	51.222	+0.902	11:09:07.762
6	51.037	+0.717	11:09:58.799
7	50.842	+0.522	11:10:49.641
8	51.088	+0.768	11:11:40.729
9	50.722	+0.402	11:12:31.451
10	50.954	+0.634	11:13:22.405
11	50.320		11:14:12.725

(632) Tristan Viidas			
Lap	Lap Tm	Diff	Time of Day
1	53.723	+3.256	11:05:55.544
2	53.056	+2.589	11:06:48.600
3	52.209	+1.742	11:07:40.809
4	52.281	+1.814	11:08:33.090
5	52.365	+1.898	11:09:25.455
6	51.141	+0.674	11:10:16.596
7	50.568	+0.101	11:11:07.164
8	50.717	+0.250	11:11:57.881
9	50.956	+0.489	11:12:48.837
10	50.479	+0.012	11:13:39.316
11	50.467		11:14:29.783

(643) Mike Halder			
Lap	Lap Tm	Diff	Time of Day
1	51.374	+0.858	11:05:46.377
2	50.604	+0.088	11:06:36.981
3	50.554	+0.038	11:07:27.535
4	50.746	+0.230	11:08:18.281
5	51.545	+1.029	11:09:09.826
6	50.762	+0.246	11:10:00.588
7	50.749	+0.233	11:10:51.337
8	50.516		11:11:41.853
9	51.416	+0.900	11:12:33.269
10	50.590	+0.074	11:13:23.859
11	51.709	+1.193	11:14:15.568

(630) Martin Gatz			
Lap	Lap Tm	Diff	Time of Day
1	52.137	+1.608	11:05:33.073
2	50.529		11:06:23.602
3	51.342	+0.813	11:07:14.944
4	50.801	+0.272	11:08:05.745
5	50.674	+0.145	11:08:56.419
6	50.555	+0.026	11:09:46.974
7	52.317	+1.788	11:10:39.291
8	2:01.338	+1:10.809	11:12:40.629
9	52.578	+2.049	11:13:33.207

(606) Dennis Kroes			
Lap	Lap Tm	Diff	Time of Day
1	52.740	+2.023	11:05:33.213
2	51.556	+0.839	11:06:24.769
3	51.159	+0.442	11:07:15.928
4	50.970	+0.253	11:08:06.898
5	50.976	+0.259	11:08:57.874
6	50.851	+0.134	11:09:48.725
7	51.283	+0.566	11:10:40.008
8	50.750	+0.033	11:11:30.758
9	50.717		11:12:21.475
10	51.082	+0.365	11:13:12.557
11	51.162	+0.445	11:14:03.719

(653) Remon Hannink			
Lap	Lap Tm	Diff	Time of Day
1	52.406	+1.571	11:05:35.851
2	51.474	+0.639	11:06:27.325
3	50.836	+0.001	11:07:18.161
4	50.871	+0.036	11:08:09.032
5	50.835		11:08:59.867
6	51.119	+0.284	11:09:50.986
7	53.106	+2.271	11:10:44.092
8	56.573	+5.738	11:11:40.665
9	51.813	+0.978	11:12:32.478
10	51.160	+0.325	11:13:23.638
11	51.049	+0.214	11:14:14.687

(638) Jan van Assche			
Lap	Lap Tm	Diff	Time of Day
1	52.802	+1.870	11:05:32.324
2	51.519	+0.587	11:06:23.843
3	51.275	+0.343	11:07:15.118
4	50.955	+0.023	11:08:06.073
5	50.932		11:08:57.005
6	51.335	+0.403	11:09:48.340
7	53.579	+2.647	11:10:41.919

(646) Florent Lambert			
Lap	Lap Tm	Diff	Time of Day
1	52.016	+1.041	11:05:33.690
2	51.581	+0.606	11:06:25.271
3	51.019	+0.044	11:07:16.290
4	51.123	+0.148	11:08:07.413
5	50.975		11:08:58.388
6	51.270	+0.295	11:09:49.658





ROTAX Euro Challenge Wackersdorf/Germany

Rotax DD2 Wackersdorf 1,275 Km
 Non Qualifying Practice 1 2011-05-27 11:00

Practice (10:00 Time) started at 11:03:47

Lap	Lap Tm	Diff	Time of Day	Lap	Lap Tm	Diff	Time of Day	Lap	Lap Tm	Diff	Time of Day
7	50.980	+0.005	11:10:40.638								
8	51.474	+0.499	11:11:32.112								
9	52.068	+1.093	11:12:24.180								
10	51.131	+0.156	11:13:15.311								
11	51.127	+0.152	11:14:06.438								
(641) Jan MR Wunschek											
1	51.434	+0.444	11:05:52.658								
2	51.346	+0.356	11:06:44.004								
3	51.261	+0.271	11:07:35.265								
4	51.013	+0.023	11:08:26.278								
5	51.317	+0.327	11:09:17.595								
6	51.278	+0.288	11:10:08.873								
7	50.990		11:10:59.863								
8	51.400	+0.410	11:11:51.263								
9	51.127	+0.137	11:12:42.390								
10	52.047	+1.057	11:13:34.437								
(619) Vitalijus Gudzenko											
1	52.840	+1.111	11:05:35.190								
2	52.410	+0.681	11:06:27.600								
3	51.810	+0.081	11:07:19.410								
4	51.729		11:08:11.139								
5	53.581	+1.852	11:09:04.720								
6	52.450	+0.721	11:09:57.170								
7	52.368	+0.639	11:10:49.538								
8	52.162	+0.433	11:11:41.700								
9	53.485	+1.756	11:12:35.185								
10	56.390	+4.661	11:13:31.575								



ROTAX Euro Challenge Wackersdorf/Germany

Rotax DD2

Wackersdorf 1,275 Km

Non Qualifying Practice 2

2011-05-27 12:30

Practice (10:00 Time) started at 12:30:01

Pos	No.	Name	Nat.	Chassis	Race Team	Laps	Best Tm	Diff	Gap In Lap	km/h
1	613	Damien Vuillaume	FRA	CRG	Freekart	11	49.458		8	92,806
2	640	Christof Huibers	BEL	Haase	Target Racing Team	11	49.498	0.040	0.040	9 92,731
3	633	Mathias Detige	BEL	Gillard	DFK Racing Team	11	49.549	0.091	0.051	11 92,636
4	625	Giel Bronder	NED	Gillard	VZ Racing	11	49.627	0.169	0.078	2 92,490
5	605	Simas Juodvirsis	LTU	Maranello	RKV Racing	11	49.642	0.184	0.015	8 92,462
6	626	Kevin Ludi	SUI	Birel	Spirit Racing	10	49.657	0.199	0.015	10 92,434
7	622	Xen De Ruwe	BEL	Topkart	Slangen Karting	11	49.689	0.231	0.032	8 92,375
8	608	Tiago Ribeiro	POR	Intrepid		9	49.690	0.232	0.001	5 92,373
9	632	Tristan Viidas	EST	Maddox	Aix Racing Team	11	49.714	0.256	0.024	2 92,328
10	635	Tobias Widmer	SUI	RK Kart	Spirit Racing	11	49.722	0.264	0.008	6 92,313
11	601	Andreas Jensen	DEN	CRG	J S Racing	11	49.750	0.292	0.028	5 92,261
12	642	Mike Hansen	DEN	First Kart	First Kart s.r.l	11	49.784	0.326	0.034	5 92,198
13	631	Pascal Marschall	GER	CRG		11	49.800	0.342	0.016	5 92,169
14	629	Peter Toth	HUN	CRG	Hargitai Racing Team	11	49.811	0.353	0.011	6 92,148
15	602	Patrick Pearce	GBR	Maddox	VZ Racing	11	49.842	0.384	0.031	11 92,091
16	615	Christophe Adams	BEL	Kosmic	Sport Karting Competition	10	49.849	0.391	0.007	8 92,078
17	628	Jules Szymkowiak	BEL	Zanardi	Schepers Racing Service	11	49.875	0.417	0.026	9 92,030
18	652	Carl Cleirbaut	BEL	Haase	Target Racing Team	11	49.905	0.447	0.030	8 91,975
19	645	Alexandre Mata	POR	Intrepid	Mattkart.com	9	49.932	0.474	0.027	9 91,925
20	616	Jim Ringelberg	NED	Gillard	DFK Racing Team	11	49.975	0.517	0.043	2 91,846
21	604	Maximilian Fleischmann	GER	Intrepid	VPD Racing Team	11	50.018	0.560	0.043	11 91,767
22	621	Georg Vann	EST	Tonykart	Raha24 Motorsport	11	50.034	0.576	0.016	5 91,738
23	618	Tamsin Germain	GBR	Maddox	DG Racing	11	50.215	0.757	0.181	8 91,407
24	612	Christophe Raymakers	BEL	Zanardi	RAW Racing	11	50.232	0.774	0.017	10 91,376
25	617	Phil Garrett	GBR	CRG		11	50.321	0.863	0.089	11 91,214
26	653	Remon Hannink	NED	Haase	Euro Indoor Karting	11	50.501	1.043	0.180	7 90,889
27	646	Florent Lambert	GBR	Haase	Tatum Racing	11	50.514	1.056	0.013	8 90,866
28	606	Dennis Kroes	NED	Tonykart	Team Kroes	11	50.528	1.070	0.014	9 90,841
29	641	Jan MR Wunschek	AUT	Birel	Speedworld Academy	6	50.570	1.112	0.042	5 90,765
30	643	Mike Halder	GER	Swiss Hutless	Team DMV	9	50.625	1.167	0.055	6 90,667
31	630	Martin Gatz	GER	CRG	Matis Motorsport	9	50.726	1.268	0.101	2 90,486
32	638	Jan van Assche	BEL	Parolin	Formula K Belgium	8	51.034	1.576	0.308	2 89,940
33	619	Vitalijus Gudzenko	LTU	Maranello	RKV Racing	2	52.960	3.502	1.926	1 86,669
34	614	Dennis Ladefoged	DEN	RK Kart	HL Kart Racing DK	3	53.709	4.251	0.749	1 85,461



ROTAX Euro Challenge Wackersdorf/Germany

Rotax DD2

Wackersdorf 1,275 Km

Non Qualifying Practice 2

2011-05-27 12:30

Practice (10:00 Time) started at 12:30:00

Lap	Lap Tm	Diff	Time of Day
(613) Damien Vuillaume			
1	50.199	+0.741	12:31:49.111
2	49.782	+0.324	12:32:38.893
3	49.965	+0.507	12:33:28.858
4	49.652	+0.194	12:34:18.510
5	49.734	+0.276	12:35:08.244
6	50.120	+0.662	12:35:58.364
7	50.106	+0.648	12:36:48.470
8	49.458		12:37:37.928
9	49.882	+0.424	12:38:27.810
10	49.687	+0.229	12:39:17.497
11	50.952	+1.494	12:40:08.449

(640) Christof Huibers			
1	51.397	+1.899	12:31:54.764
2	49.906	+0.408	12:32:44.670
3	50.543	+1.045	12:33:35.213
4	49.863	+0.365	12:34:25.076
5	49.664	+0.166	12:35:14.740
6	49.743	+0.245	12:36:04.483
7	49.836	+0.338	12:36:54.319
8	49.508	+0.010	12:37:43.827
9	49.498		12:38:33.325
10	49.673	+0.175	12:39:22.998
11	52.515	+3.017	12:40:15.513

(633) Mathias Detige			
1	51.075	+1.526	12:31:48.292
2	49.812	+0.263	12:32:38.104
3	50.316	+0.767	12:33:28.420
4	49.814	+0.265	12:34:18.234
5	50.284	+0.735	12:35:08.518
6	50.060	+0.511	12:35:58.578
7	51.482	+1.933	12:36:50.060
8	49.567	+0.018	12:37:39.627
9	49.792	+0.243	12:38:29.419
10	49.930	+0.381	12:39:19.349
11	49.549		12:40:08.898

(625) Giel Bronder			
1	50.346	+0.719	12:32:05.341
2	49.627		12:32:54.968
3	50.522	+0.895	12:33:45.490
4	49.839	+0.212	12:34:35.329
5	49.959	+0.332	12:35:25.288
6	49.663	+0.036	12:36:14.951
7	49.789	+0.162	12:37:04.740
8	50.715	+1.088	12:37:55.455
9	49.756	+0.129	12:38:45.211
10	49.751	+0.124	12:39:34.962
11	50.150	+0.523	12:40:25.112

(605) Simas Juodvirsis			
1	50.230	+0.588	12:31:49.518
2	49.845	+0.203	12:32:39.363
3	50.087	+0.445	12:33:29.450
4	49.823	+0.181	12:34:19.273
5	49.834	+0.192	12:35:09.107
6	49.806	+0.164	12:35:58.913
7	50.379	+0.737	12:36:49.292
8	49.642		12:37:38.934
9	49.941	+0.299	12:38:28.875
10	49.936	+0.294	12:39:18.811
11	50.928	+1.286	12:40:09.739

(626) Kevin Ludi			
1	1:06.162	+16.505	12:32:22.692
2	50.237	+0.580	12:33:12.929
3	50.209	+0.552	12:34:03.138
4	49.809	+0.152	12:34:52.947
5	49.931	+0.274	12:35:42.878
6	56.314	+6.657	12:36:39.192
7	49.890	+0.233	12:37:29.082
8	1:00.936	+11.279	12:38:30.018
9	49.707	+0.050	12:39:19.725
10	49.657		12:40:09.382

(622) Xen De Ruwe			
1	50.790	+1.101	12:31:45.102
2	50.355	+0.666	12:32:35.457
3	49.792	+0.103	12:33:25.249
4	50.273	+0.584	12:34:15.522
5	50.115	+0.426	12:35:05.637
6	52.567	+2.878	12:35:58.204
7	49.837	+0.148	12:36:48.041
8	49.689		12:37:37.730
9	50.360	+0.671	12:38:28.090
10	49.708	+0.019	12:39:17.798
11	49.811	+0.122	12:40:07.609

(608) Tiago Ribeiro			
1	50.223	+0.533	12:32:25.902
2	49.815	+0.125	12:33:15.717
3	50.139	+0.449	12:34:05.856
4	52.378	+2.688	12:34:58.234
5	49.690		12:35:47.924
6	49.892	+0.202	12:36:37.816
7	49.726	+0.036	12:37:27.542
8	49.971	+0.281	12:38:17.513
9	52.774	+3.084	12:39:10.287

(632) Tristan Viidas			
1	50.680	+0.966	12:31:48.101
2	49.714		12:32:37.815
3	50.201	+0.487	12:33:28.016
4	50.028	+0.314	12:34:18.044
5	49.825	+0.111	12:35:07.869
6	50.457	+0.743	12:35:58.326
7	50.415	+0.701	12:36:48.741
8	49.726	+0.012	12:37:38.467
9	49.993	+0.279	12:38:28.460
10	49.880	+0.166	12:39:18.340
11	49.864	+0.150	12:40:08.204

(635) Tobias Widmer			
1	51.089	+1.367	12:31:47.040
2	49.999	+0.277	12:32:37.039
3	58.057	+8.335	12:33:35.096
4	50.273	+0.551	12:34:25.369
5	49.970	+0.248	12:35:15.339
6	49.722		12:36:05.061
7	50.384	+0.662	12:36:55.445
8	49.883	+0.161	12:37:45.328
9	49.992	+0.270	12:38:35.320
10	49.939	+0.217	12:39:25.259
11	49.888	+0.166	12:40:15.147

(601) Andreas Jensen			
1	50.372	+0.622	12:31:48.840
2	50.695	+0.945	12:32:39.535
3	50.229	+0.479	12:33:29.764

(642) Mike Hansen			
4	49.854	+0.104	12:34:19.618
5	49.750		12:35:09.368
6	59.655	+9.905	12:36:09.023
7	49.943	+0.193	12:36:58.966
8	49.831	+0.081	12:37:48.797
9	50.040	+0.290	12:38:38.837
10	49.864	+0.114	12:39:28.701
11	49.888	+0.138	12:40:18.589

(631) Pascal Marschall			
1	50.625	+0.825	12:31:45.360
2	50.557	+0.757	12:32:35.917
3	1:13.107	+23.307	12:33:29.928
4	50.042	+0.258	12:34:19.970
5	49.784		12:35:09.754
6	51.409	+1.625	12:36:01.163
7	50.582	+0.798	12:36:51.745
8	51.124	+1.340	12:37:42.869
9	49.818	+0.034	12:38:32.687
10	49.890	+0.106	12:39:22.577
11	49.856	+0.072	12:40:12.433

(629) Peter Toth			
1	50.900	+1.089	12:32:24.317
2	50.042	+0.231	12:33:14.359
3	50.259	+0.448	12:34:04.618
4	49.878	+0.067	12:34:54.496
5	50.300	+0.489	12:35:44.796
6	49.811		12:36:34.607
7	49.892	+0.081	12:37:24.499
8	50.079	+0.268	12:38:14.578
9	50.021	+0.210	12:39:04.599
10	49.884	+0.073	12:39:54.483
11	52.606	+2.795	12:40:47.089

(602) Patrick Pearce			
1	50.423	+0.581	12:31:46.213
2	49.845	+0.003	12:32:36.058
3	1:05.378	+15.536	12:33:41.436
4	50.361	+0.519	12:34:31.797
5	50.075	+0.233	12:35:21.872
6	50.031	+0.189	12:36:11.903
7	49.877	+0.035	12:37:01.780
8	50.370	+0.528	12:37:52.150
9	49.947	+0.105	12:38:42.097
10	49.988	+0.146	12:39:32.085
11	49.842		12:40:21.927

(615) Christophe Adams			
1	51.687	+1.838	12:31:53.397
2	51.791	+1.942	12:32:45.188
3	51.298	+1.449	12:33:36.486
4	50.390	+0.541	12:34:26.876

Timekeeping Ingrid and Meik Wagner:



Clerk of the course Nigel Edwards:

www.mylaps.com

Steward (Chairman) Olivier Stevny:

Chief Scrutineer Paul Klaassen:

Licensed to: Motorsport Events



ROTAX Euro Challenge Wackersdorf/Germany

Rotax DD2 Wackersdorf 1,275 Km
 Non Qualifying Practice 2 2011-05-27 12:30
 Practice (10:00 Time) started at 12:30:00

Lap	Lap Tm	Diff	Time of Day
5	50.123	+0.274	12:35:16.999
6	50.152	+0.303	12:36:07.151
7	50.080	+0.231	12:36:57.231
8	49.849		12:37:47.080
9	49.896	+0.047	12:38:36.976
10	52.509	+2.660	12:39:29.485
(628) Jules Szymkowiak			
1	51.469	+1.594	12:31:45.218
2	50.465	+0.590	12:32:35.683
3	54.975	+5.100	12:33:30.658
4	49.934	+0.059	12:34:20.592
5	49.968	+0.093	12:35:10.560
6	51.226	+1.351	12:36:01.786
7	50.063	+0.188	12:36:51.849
8	50.619	+0.744	12:37:42.468
9	49.875		12:38:32.343
10	49.919	+0.044	12:39:22.262
11	49.905	+0.030	12:40:12.167
(652) Carl Cleirbaut			
1	51.517	+1.612	12:31:55.620
2	50.585	+0.680	12:32:46.205
3	51.228	+1.323	12:33:37.433
4	50.226	+0.321	12:34:27.659
5	50.140	+0.235	12:35:17.799
6	50.458	+0.553	12:36:08.257
7	50.262	+0.357	12:36:58.519
8	49.905		12:37:48.424
9	50.658	+0.753	12:38:39.082
10	50.338	+0.433	12:39:29.420
11	50.336	+0.431	12:40:19.756
(645) Alexandre Mata			
1	50.493	+0.561	12:32:06.929
2	50.110	+0.178	12:32:57.039
3	50.215	+0.283	12:33:47.254
4	50.048	+0.116	12:34:37.302
5	51.787	+1.855	12:35:29.089
6	2:29.470	+1:39.538	12:37:58.559
7	50.691	+0.759	12:38:49.250
8	50.107	+0.175	12:39:39.357
9	49.932		12:40:29.289
(616) Jim Ringelberg			
1	50.639	+0.664	12:31:49.852
2	49.975		12:32:39.827
3	50.356	+0.381	12:33:30.183
4	50.168	+0.193	12:34:20.351
5	50.039	+0.064	12:35:10.390
6	52.081	+2.106	12:36:02.471
7	50.408	+0.433	12:36:52.879
8	50.205	+0.230	12:37:43.084
9	49.990	+0.015	12:38:33.074
10	50.251	+0.276	12:39:23.325
11	50.237	+0.262	12:40:13.562
(604) Maximilian Fleischmann			
1	50.846	+0.828	12:31:50.816
2	50.510	+0.492	12:32:41.326
3	51.555	+1.537	12:33:32.881
4	50.266	+0.248	12:34:23.147
5	50.133	+0.115	12:35:13.280
6	51.438	+1.420	12:36:04.718
7	51.551	+1.533	12:36:56.269
8	50.176	+0.158	12:37:46.445

Lap	Lap Tm	Diff	Time of Day
9	50.155	+0.137	12:38:36.600
10	50.579	+0.561	12:39:27.179
11	50.018		12:40:17.197
(621) Georg Vann			
1	50.955	+0.921	12:32:21.304
2	50.374	+0.340	12:33:11.678
3	50.508	+0.474	12:34:02.186
4	50.312	+0.278	12:34:52.498
5	50.034		12:35:42.532
6	51.529	+1.495	12:36:34.061
7	50.132	+0.098	12:37:24.193
8	51.768	+1.734	12:38:15.961
9	50.212	+0.178	12:39:06.173
10	50.056	+0.022	12:39:56.229
11	52.857	+2.823	12:40:49.086
(618) Tamsin Germain			
1	51.303	+1.088	12:32:10.937
2	50.878	+0.663	12:33:01.815
3	50.584	+0.369	12:33:52.399
4	50.647	+0.432	12:34:43.046
5	50.638	+0.423	12:35:33.684
6	50.417	+0.202	12:36:24.101
7	50.299	+0.084	12:37:14.400
8	50.215		12:38:04.615
9	50.427	+0.212	12:38:55.042
10	50.401	+0.186	12:39:45.443
11	52.666	+2.451	12:40:38.109
(612) Christophe Raymakers			
1	50.956	+0.724	12:31:44.923
2	50.690	+0.458	12:32:35.613
3	56.384	+6.152	12:33:31.997
4	50.704	+0.472	12:34:22.701
5	50.428	+0.196	12:35:13.129
6	50.655	+0.423	12:36:03.784
7	50.981	+0.749	12:36:54.765
8	50.459	+0.227	12:37:45.224
9	50.592	+0.360	12:38:35.816
10	50.232		12:39:26.048
11	51.425	+1.193	12:40:17.473
(617) Phil Garrett			
1	51.365	+1.044	12:31:53.583
2	50.737	+0.416	12:32:44.320
3	52.014	+1.693	12:33:36.334
4	50.815	+0.494	12:34:27.149
5	50.745	+0.424	12:35:17.894
6	50.788	+0.467	12:36:08.682
7	50.476	+0.155	12:36:59.158
8	50.425	+0.104	12:37:49.583
9	50.534	+0.213	12:38:40.117
10	50.432	+0.111	12:39:30.549
11	50.321		12:40:20.870
(653) Remon Hannink			
1	52.235	+1.734	12:32:03.978
2	50.921	+0.420	12:32:54.899
3	50.891	+0.390	12:33:45.790
4	50.974	+0.473	12:34:36.764
5	51.633	+1.132	12:35:28.397
6	50.810	+0.309	12:36:19.207
7	50.501		12:37:09.708
8	56.879	+6.378	12:38:06.587
9	50.738	+0.237	12:38:57.325

Lap	Lap Tm	Diff	Time of Day
10	50.689	+0.188	12:39:48.014
11	52.377	+1.876	12:40:40.391
(646) Florent Lambert			
1	51.931	+1.417	12:31:57.944
2	50.674	+0.160	12:32:48.618
3	51.433	+0.919	12:33:40.051
4	51.055	+0.541	12:34:31.106
5	50.654	+0.140	12:35:21.760
6	50.656	+0.142	12:36:12.416
7	50.611	+0.097	12:37:03.027
8	50.514		12:37:53.541
9	50.656	+0.142	12:38:44.197
10	50.585	+0.071	12:39:34.782
11	50.828	+0.314	12:40:25.610
(606) Dennis Kroes			
1	51.641	+1.113	12:31:57.882
2	50.671	+0.143	12:32:48.553
3	51.681	+1.153	12:33:40.234
4	51.425	+0.897	12:34:31.659
5	50.994	+0.466	12:35:22.653
6	51.067	+0.539	12:36:13.720
7	50.867	+0.339	12:37:04.587
8	51.225	+0.697	12:37:55.812
9	50.528		12:38:46.340
10	50.776	+0.248	12:39:37.116
11	50.696	+0.168	12:40:27.812
(641) Jan MR Wunschek			
1	2:33.203	+1:42.633	12:34:01.088
2	52.861	+2.291	12:34:53.949
3	51.242	+0.672	12:35:45.191
4	50.805	+0.235	12:36:35.996
5	50.570		12:37:26.566
6	52.081	+1.511	12:38:18.647
(643) Mike Halder			
1	50.899	+0.274	12:32:14.031
2	51.096	+0.471	12:33:05.127
3	51.233	+0.608	12:33:56.360
4	50.919	+0.294	12:34:47.279
5	50.721	+0.096	12:35:38.000
6	50.625		12:36:28.625
7	50.768	+0.143	12:37:19.393
8	50.817	+0.192	12:38:10.210
9	52.891	+2.266	12:39:03.101
(630) Martin Gatz			
1	50.999	+0.273	12:31:54.704
2	50.726		12:32:45.430
3	52.143	+1.417	12:33:37.573
4	51.115	+0.389	12:34:28.688
5	50.931	+0.205	12:35:19.619
6	50.770	+0.044	12:36:10.389
7	50.781	+0.055	12:37:01.170
8	51.289	+0.563	12:37:52.459
9	52.980	+2.254	12:38:45.439
(638) Jan van Assche			
1	51.812	+0.778	12:31:57.116
2	51.034		12:32:48.150
3	51.639	+0.605	12:33:39.789
4	55.017	+3.983	12:34:34.806
5	52.165	+1.131	12:35:26.971
6	51.164	+0.130	12:36:18.135



ROTAX Euro Challenge Wackersdorf/Germany

Rotax DD2

Wackersdorf 1,275 Km

Non Qualifying Practice 2

2011-05-27 12:30

Practice (10:00 Time) started at 12:30:00

Lap	Lap Tm	Diff	Time of Day
7	51.166	+0.132	12:37:09.301
8	52.850	+1.816	12:38:02.151

(619) Vitalijus Gudzenko

1	52.960		12:32:00.078
2	56.780	+3.820	12:32:56.858

(614) Dennis Ladefoged

1	53.709		12:32:08.997
2	56.158	+2.449	12:33:05.155
3	3:53.787	+3:00.078	12:36:58.942

Lap	Lap Tm	Diff	Time of Day
-----	--------	------	-------------

Lap	Lap Tm	Diff	Time of Day
-----	--------	------	-------------



ROTAX Euro Challenge Wackersdorf/Germany

Rotax DD2

Wackersdorf 1,275 Km

Qualifying Practice

2011-05-27 16:30

Qualifying (15:00 Time) started at 16:30:01

Pos	No.	Name	Nat.	Chassis	Race Team	Laps	Best Tm	Diff	Gap In Lap	km/h
1	605	Simas Juodvirsis	LTU	Maranello	RKV Racing	11	1:13.945			
2	612	Christophe Raymakers	BEL	Zanardi	RAW Racing	11	1:14.713	0.768	0.768	7 61,435
3	640	Christof Huibers	BEL	Haase	Target Racing Team	11	1:14.727	0.782	0.014	11 61,424
4	643	Mike Halder	GER	Swiss Hutless	Team DMV	11	1:14.914	0.969	0.187	7 61,270
5	628	Jules Szymkowiak	BEL	Zanardi	Schepers Racing Service	11	1:14.936	0.991	0.022	11 61,252
6	633	Mathias Detige	BEL	Gillard	DFK Racing Team	11	1:15.006	1.061	0.070	11 61,195
7	616	Jim Ringelberg	NED	Gillard	DFK Racing Team	11	1:15.457	1.512	0.451	9 60,829
8	615	Christophe Adams	BEL	Kosmic	Sport Karting Competition	11	1:15.526	1.581	0.069	11 60,774
9	630	Martin Gatz	GER	CRG	Matis Motorsport	10	1:15.527	1.582	0.001	7 60,773
10	614	Dennis Ladefoged	DEN	RK Kart	HL Kart Racing DK	11	1:15.659	1.714	0.132	11 60,667
11	606	Dennis Kroes	NED	Tonykart	Team Kroes	11	1:15.677	1.732	0.018	11 60,653
12	632	Tristan Viidas	EST	Maddox	Aix Racing Team	11	1:15.678	1.733	0.001	11 60,652
13	613	Damien Vuillaume	FRA	CRG	Freekart	11	1:15.704	1.759	0.026	9 60,631
14	604	Maximilian Fleischmann	GER	Intrepid	VPD Racing Team	11	1:15.829	1.884	0.125	10 60,531
15	602	Patrick Pearce	GBR	Maddox	VZ Racing	11	1:16.082	2.137	0.253	11 60,330
16	601	Andreas Jensen	DEN	CRG	J S Racing	11	1:16.276	2.331	0.194	9 60,176
17	608	Tiago Ribeiro	POR	Intrepid		11	1:16.673	2.728	0.397	11 59,865
18	631	Pascal Marschall	GER	CRG		11	1:16.840	2.895	0.167	10 59,735
19	621	Georg Vann	EST	Tonykart	Raha24 Motorsport	11	1:16.863	2.918	0.023	4 59,717
20	625	Giel Bronder	NED	CRG	CRG Holland	11	1:17.010	3.065	0.147	8 59,603
21	642	Mike Hansen	DEN	First Kart	First Kart s.r.l	11	1:17.144	3.199	0.134	6 59,499
22	622	Xen De Ruwe	BEL	Topkart	Slangen Karting	11	1:17.204	3.259	0.060	4 59,453
23	635	Tobias Widmer	SUI	RK Kart	Spirit Racing	11	1:17.329	3.384	0.125	6 59,357
24	646	Florent Lambert	GBR	Haase	Tatum Racing	10	1:17.650	3.705	0.321	9 59,111
25	619	Vitalijus Gudzenko	LTU	Maranello	RKV Racing	10	1:17.967	4.022	0.317	5 58,871
26	652	Carl Cleirbaut	BEL	Haase	Target Racing Team	11	1:18.074	4.129	0.107	6 58,790
27	617	Phil Garrett	GBR	CRG		10	1:18.433	4.488	0.359	10 58,521
28	626	Kevin Ludi	SUI	Birel	Spirit Racing	10	1:18.478	4.533	0.045	10 58,488
29	638	Jan van Assche	BEL	Parolin	Formula K Belgium	10	1:18.562	4.617	0.084	10 58,425
30	645	Alexandre Mata	POR	Intrepid	Mattkart.com	9	1:18.604	4.659	0.042	7 58,394
31	618	Tamsin Germain	GBR	Maddox	DG Racing	10	1:19.521	5.576	0.917	10 57,721
32	641	Jan MR Wunschek	AUT	Birel	Speedworld Academy	8	1:21.027	7.082	1.506	8 56,648
33	653	Remon Hannink	NED	Haase	Euro Indoor Karting	10	1:21.768	7.823	0.741	4 56,134
34	629	Peter Toth	HUN	CRG	Hargitai Racing Team				0	-

Announcements

These results are provisional until the conclusion of any judicial and technical matters



ROTAX Euro Challenge Wackersdorf/Germany

Rotax DD2

Wackersdorf 1,275 Km

Qualifying Practice

2011-05-27 16:30

Qualifying (15:00 Time) started at 16:30:01

Lap	Lap Tm	Diff	Time of Day
(605) Simas Juodvirsis			
1	1:17.483	+3.538	16:33:11.694
2	1:24.972	+11.027	16:34:36.666
3	1:16.881	+2.936	16:35:53.547
4	1:15.658	+1.713	16:37:09.205
5	1:15.510	+1.565	16:38:24.715
6	1:15.982	+2.037	16:39:40.697
7	1:15.314	+1.369	16:40:56.011
8	1:14.843	+0.898	16:42:10.854
9	1:14.523	+0.578	16:43:25.377
10	1:16.063	+2.118	16:44:41.440
11	1:13.945		16:45:55.385

Lap	Lap Tm	Diff	Time of Day
(612) Christophe Raymakers			
1	1:17.596	+2.883	16:32:39.495
2	1:16.740	+2.027	16:33:56.235
3	1:16.208	+1.495	16:35:12.443
4	1:15.289	+0.576	16:36:27.732
5	1:15.977	+1.264	16:37:43.709
6	1:15.023	+0.310	16:38:58.732
7	1:14.713		16:40:13.445
8	1:16.413	+1.700	16:41:29.858
9	1:15.138	+0.425	16:42:44.996
10	1:15.686	+0.973	16:44:00.682
11	1:16.900	+2.187	16:45:17.582

Lap	Lap Tm	Diff	Time of Day
(640) Christof Huibers			
1	1:18.618	+3.891	16:32:47.478
2	1:17.225	+2.498	16:34:04.703
3	1:18.734	+4.007	16:35:23.437
4	1:17.846	+3.119	16:36:41.283
5	1:16.786	+2.059	16:37:58.069
6	1:16.833	+2.106	16:39:14.902
7	1:16.774	+2.047	16:40:31.676
8	1:16.473	+1.746	16:41:48.149
9	1:15.890	+1.163	16:43:04.039
10	1:15.161	+0.434	16:44:19.200
11	1:14.727		16:45:33.927

Lap	Lap Tm	Diff	Time of Day
(643) Mike Halder			
1	1:17.763	+2.849	16:32:56.815
2	1:16.395	+1.481	16:34:13.210
3	1:22.365	+7.451	16:35:35.575
4	1:38.281	+23.367	16:37:13.856
5	1:15.491	+0.577	16:38:29.347
6	1:15.482	+0.568	16:39:44.829
7	1:14.914		16:40:59.743
8	1:18.702	+3.788	16:42:18.445
9	1:14.935	+0.021	16:43:33.380
10	1:22.862	+7.948	16:44:56.242
11	1:21.950	+7.036	16:46:18.192

Lap	Lap Tm	Diff	Time of Day
(628) Jules Szymkowiak			
1	1:19.996	+5.060	16:32:49.072
2	1:18.229	+3.293	16:34:07.301
3	1:17.780	+2.844	16:35:25.081
4	1:16.769	+1.833	16:36:41.850
5	1:17.733	+2.797	16:37:59.583
6	1:19.409	+4.473	16:39:18.992
7	1:16.124	+1.188	16:40:35.116
8	1:15.956	+1.020	16:41:51.072
9	1:15.836	+0.900	16:43:06.908
10	1:15.258	+0.322	16:44:22.166
11	1:14.936		16:45:37.102

Lap	Lap Tm	Diff	Time of Day
(633) Mathias Detige			
1	1:19.674	+4.668	16:32:46.331
2	1:18.017	+3.011	16:34:04.348
3	1:18.478	+3.472	16:35:22.826
4	1:16.793	+1.787	16:36:39.619
5	1:16.964	+1.958	16:37:56.583
6	1:16.209	+1.203	16:39:12.792
7	1:15.285	+0.279	16:40:28.077
8	1:15.480	+0.474	16:41:43.557
9	1:16.274	+1.268	16:42:59.831
10	1:16.021	+1.015	16:44:15.852
11	1:15.006		16:45:30.858

Lap	Lap Tm	Diff	Time of Day
(616) Jim Ringelberg			
1	1:24.957	+9.500	16:33:02.007
2	1:21.310	+5.853	16:34:23.317
3	1:16.585	+1.128	16:35:39.902
4	1:39.744	+24.287	16:37:19.646
5	1:17.308	+1.851	16:38:36.954
6	1:16.230	+0.773	16:39:53.184
7	1:19.364	+3.907	16:41:12.548
8	1:16.169	+0.712	16:42:28.717
9	1:15.457		16:43:44.174
10	1:15.682	+0.225	16:44:59.856
11	1:16.995	+1.538	16:46:16.851

Lap	Lap Tm	Diff	Time of Day
(615) Christophe Adams			
1	1:20.219	+4.693	16:32:45.952
2	1:18.343	+2.817	16:34:04.295
3	1:18.389	+2.863	16:35:22.684
4	1:18.015	+2.489	16:36:40.699
5	1:19.475	+3.949	16:38:00.174
6	1:19.550	+4.024	16:39:19.724
7	1:17.429	+1.903	16:40:37.153
8	1:16.969	+1.443	16:41:54.122
9	1:16.121	+0.595	16:43:10.243
10	1:15.784	+0.258	16:44:26.027
11	1:15.526		16:45:41.553

Lap	Lap Tm	Diff	Time of Day
(630) Martin Gatz			
1	1:18.800	+3.273	16:32:58.866
2	1:20.439	+4.912	16:34:19.305
3	1:17.274	+1.747	16:35:36.579
4	1:17.104	+1.577	16:36:53.683
5	1:20.977	+5.450	16:38:14.660
6	1:19.852	+4.325	16:39:34.512
7	1:15.527		16:40:50.039
8	1:18.804	+3.277	16:42:08.843
9	1:16.872	+1.345	16:43:25.715
10	1:41.919	+26.392	16:45:07.634

Lap	Lap Tm	Diff	Time of Day
(614) Dennis Ladefoged			
1	1:18.772	+3.113	16:33:04.071
2	1:17.580	+1.921	16:34:21.651
3	1:17.696	+2.037	16:35:39.347
4	1:17.791	+2.132	16:36:57.138
5	1:16.751	+1.092	16:38:13.889
6	1:17.343	+1.684	16:39:31.232
7	1:17.281	+1.622	16:40:48.513
8	1:17.063	+1.404	16:42:05.576
9	1:16.963	+1.304	16:43:22.539
10	1:16.825	+1.166	16:44:39.364
11	1:15.659		16:45:55.023

Lap	Lap Tm	Diff	Time of Day
(606) Dennis Kroes			
1	1:21.427	+5.750	16:32:42.451

Lap	Lap Tm	Diff	Time of Day
2	1:19.806	+4.129	16:34:02.257
3	1:18.774	+3.097	16:35:21.031
4	1:17.737	+2.060	16:36:38.768
5	1:17.334	+1.657	16:37:56.102
6	1:22.977	+7.300	16:39:19.079
7	1:19.697	+4.020	16:40:38.776
8	1:16.970	+1.293	16:41:55.746
9	1:16.649	+0.972	16:43:12.395
10	1:16.538	+0.861	16:44:28.933
11	1:15.677		16:45:44.610

Lap	Lap Tm	Diff	Time of Day
(632) Tristan Viidas			
1	1:24.818	+9.140	16:33:24.909
2	1:18.336	+2.658	16:34:43.245
3	1:18.265	+2.587	16:36:01.510
4	1:16.392	+0.714	16:37:17.902
5	1:16.846	+1.168	16:38:34.748
6	1:18.337	+2.659	16:39:53.085
7	1:18.208	+2.530	16:41:11.293
8	1:18.096	+2.418	16:42:29.389
9	1:18.646	+2.968	16:43:48.035
10	1:16.444	+0.766	16:45:04.479
11	1:15.678		16:46:20.157

Lap	Lap Tm	Diff	Time of Day
(613) Damien Vuillaume			
1	1:20.500	+4.796	16:32:40.683
2	1:16.963	+1.259	16:33:57.646
3	1:17.610	+1.906	16:35:15.256
4	1:16.525	+0.821	16:36:31.781
5	1:16.616	+0.912	16:37:48.397
6	1:16.322	+0.618	16:39:04.719
7	1:16.720	+1.016	16:40:21.439
8	1:16.422	+0.718	16:41:37.861
9	1:15.704		16:42:53.565
10	1:16.215	+0.511	16:44:09.780
11	1:15.830	+0.126	16:45:25.610

Lap	Lap Tm	Diff	Time of Day
(604) Maximilian Fleischmann			
1	1:19.315	+3.486	16:32:51.080
2	1:18.568	+2.739	16:34:09.648
3	1:18.306	+2.477	16:35:27.954
4	1:18.416	+2.587	16:36:46.370
5	1:18.454	+2.625	16:38:04.824
6	1:17.637	+1.808	16:39:22.461
7	1:17.665	+1.836	16:40:40.126
8	1:16.837	+1.008	16:41:56.963
9	1:17.766	+1.937	16:43:14.729
10	1:15.829		16:44:30.558
11	1:16.225	+0.396	16:45:46.783

Lap	Lap Tm	Diff	Time of Day
(602) Patrick Pearce			
1	1:20.510	+4.428	16:32:51.665
2	1:18.769	+2.687	16:34:10.434
3	1:17.905	+1.823	16:35:28.339
4	1:17.511	+1.429	16:36:45.850
5	1:17.790	+1.708	16:38:03.640
6	1:17.428	+1.346	16:39:21.068
7	1:17.293	+1.211	16:40:38.361
8	1:16.925	+0.843	16:41:55.286
9	1:16.386	+0.304	16:43:11.672
10	1:16.194	+0.112	16:44:27.866
11	1:16.082		16:45:43.948

Lap	Lap Tm	Diff	Time of Day
(601) Andreas Jensen			
1	1:20.286	+4.010	16:33:13.385
2	1:18.291	+2.015	16:34:31.676

Timekeeping Ingrid and Meik Wagner:



Clerk of the course Nigel Edwards:

Steward (Chairman) Olivier Steveny:

Chief Scrutineer Paul Klaassen:

www.mylaps.com

Licensed to: Motorsport Events



ROTAX Euro Challenge Wackersdorf/Germany

Rotax DD2

Wackersdorf 1,275 Km

Qualifying Practice

2011-05-27 16:30

Qualifying (15:00 Time) started at 16:30:01

Lap	Lap Tm	Diff	Time of Day
3	1:17.713	+1.437	16:35:49.389
4	1:17.029	+0.753	16:37:06.418
5	1:16.882	+0.606	16:38:23.300
6	1:18.700	+2.424	16:39:42.000
7	1:17.356	+1.080	16:40:59.356
8	1:17.010	+0.734	16:42:16.366
9	1:16.276		16:43:32.642
10	1:17.178	+0.902	16:44:49.820
11	1:18.776	+2.500	16:46:08.596

(608) Tiago Ribeiro

1	1:21.932	+5.259	16:33:08.059
2	1:18.786	+2.113	16:34:26.845
3	1:19.128	+2.455	16:35:45.973
4	1:18.534	+1.861	16:37:04.507
5	1:17.793	+1.120	16:38:22.300
6	1:20.222	+3.549	16:39:42.522
7	1:25.047	+8.374	16:41:07.569
8	1:17.901	+1.228	16:42:25.470
9	1:16.991	+0.318	16:43:42.461
10	1:20.582	+3.909	16:45:03.043
11	1:16.673		16:46:19.716

(631) Pascal Marschall

1	1:19.738	+2.898	16:32:49.524
2	1:19.763	+2.923	16:34:09.287
3	1:17.656	+0.816	16:35:26.943
4	1:17.148	+0.308	16:36:44.091
5	1:18.167	+1.327	16:38:02.258
6	1:17.695	+0.855	16:39:19.953
7	1:19.431	+2.591	16:40:39.384
8	1:18.123	+1.283	16:41:57.507
9	1:17.669	+0.829	16:43:15.176
10	1:16.840		16:44:32.016
11	1:16.886	+0.046	16:45:48.902

(621) Georg Vann

1	1:18.945	+2.082	16:32:44.150
2	1:18.577	+1.714	16:34:02.727
3	1:19.462	+2.599	16:35:22.189
4	1:16.863		16:36:39.052
5	1:34.237	+17.374	16:38:13.289
6	1:17.246	+0.383	16:39:30.535
7	1:17.225	+0.362	16:40:47.760
8	1:17.216	+0.353	16:42:04.976
9	1:16.898	+0.035	16:43:21.874
10	1:32.686	+15.823	16:44:54.560
11	1:26.471	+9.608	16:46:21.031

(625) Giel Bronder

1	1:26.933	+9.923	16:33:15.615
2	1:19.645	+2.635	16:34:35.260
3	1:18.715	+1.705	16:35:53.975
4	1:18.330	+1.320	16:37:12.305
5	1:17.346	+0.336	16:38:29.651
6	1:17.799	+0.789	16:39:47.450
7	1:18.304	+1.294	16:41:05.754
8	1:17.010		16:42:22.764
9	1:18.263	+1.253	16:43:41.027
10	1:18.135	+1.125	16:44:59.162
11	1:18.965	+1.955	16:46:18.127

(642) Mike Hansen

1	1:19.140	+1.996	16:32:49.931
2	1:21.258	+4.114	16:34:11.189
3	1:19.337	+2.193	16:35:30.526

Lap	Lap Tm	Diff	Time of Day
4	1:22.878	+5.734	16:36:53.404
5	1:18.746	+1.602	16:38:12.150
6	1:17.144		16:39:29.294
7	1:17.687	+0.543	16:40:46.981
8	1:18.484	+1.340	16:42:05.465
9	1:18.133	+0.989	16:43:23.598
10	1:18.498	+1.354	16:44:42.096
11	1:17.617	+0.473	16:45:59.713

(622) Xen De Ruwe

1	1:21.656	+4.452	16:32:48.813
2	1:36.294	+19.090	16:34:25.107
3	1:19.572	+2.368	16:35:44.679
4	1:17.204		16:37:01.883
5	1:20.928	+3.724	16:38:22.811
6	1:17.520	+0.316	16:39:40.331
7	1:18.618	+1.414	16:40:58.949
8	1:17.237	+0.033	16:42:16.186
9	1:19.047	+1.843	16:43:35.233
10	1:18.439	+1.235	16:44:53.672
11	1:17.800	+0.596	16:46:11.472

(635) Tobias Widmer

1	1:26.080	+8.751	16:32:54.269
2	1:20.148	+2.819	16:34:14.417
3	1:19.228	+1.899	16:35:33.645
4	1:18.448	+1.119	16:36:52.093
5	1:18.833	+1.504	16:38:10.926
6	1:17.329		16:39:28.255
7	1:19.708	+2.379	16:40:47.963
8	1:19.092	+1.763	16:42:07.055
9	1:24.767	+7.438	16:43:31.822
10	1:17.492	+0.163	16:44:49.314
11	1:18.350	+1.021	16:46:07.664

(646) Florent Lambert

1	1:21.368	+3.718	16:33:11.394
2	1:24.295	+6.645	16:34:35.689
3	1:21.495	+3.845	16:35:57.184
4	1:19.612	+1.962	16:37:16.796
5	1:26.272	+8.622	16:38:43.068
6	1:22.492	+4.842	16:40:05.560
7	1:19.326	+1.676	16:41:24.886
8	1:17.846	+0.196	16:42:42.732
9	1:17.650		16:44:00.382
10	1:17.936	+0.286	16:45:18.318

(619) Vitalijus Gudzenko

1	1:24.359	+6.392	16:33:24.245
2	1:18.213	+0.246	16:34:42.458
3	1:20.990	+3.023	16:36:03.448
4	1:20.545	+2.578	16:37:23.993
5	1:17.967		16:38:41.960
6	1:20.389	+2.422	16:40:02.349
7	1:24.918	+6.951	16:41:27.267
8	1:19.830	+1.863	16:42:47.097
9	1:18.898	+0.931	16:44:05.995
10	1:21.235	+3.268	16:45:27.230

(652) Carl Cleirbaut

1	1:20.304	+2.230	16:32:43.230
2	1:27.302	+9.228	16:34:10.532
3	1:20.783	+2.709	16:35:31.315
4	1:19.132	+1.058	16:36:50.447
5	1:18.881	+0.807	16:38:09.328
6	1:18.074		16:39:27.402

Lap	Lap Tm	Diff	Time of Day
7	1:19.255	+1.181	16:40:46.657
8	1:20.906	+2.832	16:42:07.563
9	1:21.589	+3.515	16:43:29.152
10	1:19.879	+1.805	16:44:49.031
11	1:19.877	+1.803	16:46:08.908

(617) Phil Garrett

1	1:22.823	+4.390	16:32:57.634
2	1:21.244	+2.811	16:34:18.878
3	1:21.393	+2.960	16:35:40.271
4	1:20.185	+1.752	16:37:00.456
5	1:20.901	+2.468	16:38:21.357
6	1:20.319	+1.886	16:39:41.676
7	1:26.857	+8.424	16:41:08.533
8	1:26.713	+8.280	16:42:35.246
9	1:18.810	+0.377	16:43:54.056
10	1:18.433		16:45:12.489

(626) Kevin Ludi

1	1:22.889	+4.411	16:33:33.817
2	1:22.349	+3.871	16:34:56.166
3	1:23.800	+5.322	16:36:19.966
4	1:22.733	+4.255	16:37:42.699
5	1:20.542	+2.064	16:39:03.241
6	1:22.361	+3.883	16:40:25.602
7	1:34.111	+15.633	16:41:59.713
8	1:20.598	+2.120	16:43:20.311
9	1:34.985	+16.507	16:44:55.296
10	1:18.478		16:46:13.774

(638) Jan van Assche

1	1:27.124	+8.562	16:33:15.274
2	1:26.583	+8.021	16:34:41.857
3	1:24.637	+6.075	16:36:06.494
4	1:23.637	+5.075	16:37:30.131
5	1:22.216	+3.654	16:38:52.347
6	1:20.840	+2.278	16:40:13.187
7	1:25.663	+7.101	16:41:38.850
8	1:20.149	+1.587	16:42:58.999
9	1:21.436	+2.874	16:44:20.435
10	1:18.562		16:45:38.997

(645) Alexandre Mata

1	1:23.220	+4.616	16:35:16.697
2	1:19.912	+1.308	16:36:36.609
3	1:24.326	+5.722	16:38:00.935
4	1:22.941	+4.337	16:39:23.876
5	1:19.517	+0.913	16:40:43.393
6	1:19.410	+0.806	16:42:02.803
7	1:18.604		16:43:21.407
8	1:20.448	+1.844	16:44:41.855
9	1:18.820	+0.216	16:46:00.675

(618) Tamsin Germain

1	1:24.279	+4.758	16:33:14.162
2	1:21.409	+1.888	16:34:35.571
3	1:22.119	+2.598	16:35:57.690
4	1:22.036	+2.515	16:37:19.726
5	1:21.701	+2.180	16:38:41.427
6	1:29.062	+9.541	16:40:10.489
7	1:20.920	+1.399	16:41:31.409
8	1:20.061	+0.540	16:42:51.470
9	1:20.358	+0.837	16:44:11.828
10	1:19.521		16:45:31.349

(641) Jan MR Wunschek

1	1:20.304	+2.230	16:32:43.230
2	1:27.302	+9.228	16:34:10.532
3	1:20.783	+2.709	16:35:31.315
4	1:19.132	+1.058	16:36:50.447
5	1:18.881	+0.807	16:38:09.328
6	1:18.074		16:39:27.402



ROTAX Euro Challenge Wackersdorf/Germany

Rotax DD2

Wackersdorf 1,275 Km

Qualifying Practice

2011-05-27 16:30

Qualifying (15:00 Time) started at 16:30:01

Lap	Lap Tm	Diff	Time of Day
1	1:33.397	+12.370	16:33:37.299
2	2:12.456	+51.429	16:35:49.755
3	1:46.908	+25.881	16:37:36.663
4	1:48.040	+27.013	16:39:24.703
5	1:27.313	+6.286	16:40:52.016
6	1:21.422	+0.395	16:42:13.438
7	1:48.572	+27.545	16:44:02.010
8	1:21.027		16:45:23.037

(653) Remon Hannink

1	1:43.692	+21.924	16:33:16.790
2	1:23.665	+1.897	16:34:40.455
3	1:43.821	+22.053	16:36:24.276
4	1:21.768		16:37:46.044
5	1:21.827	+0.059	16:39:07.871
6	1:22.038	+0.270	16:40:29.909
7	1:26.837	+5.069	16:41:56.746
8	1:23.051	+1.283	16:43:19.797
9	1:25.114	+3.346	16:44:44.911
10	1:35.353	+13.585	16:46:20.264

Lap	Lap Tm	Diff	Time of Day
-----	--------	------	-------------

Lap	Lap Tm	Diff	Time of Day
-----	--------	------	-------------

Rotax Max Euro Challenge 20
 Class: Rotax Max DD2
 Date/Time: 28-05-2011 11:30

Track: Wackersdorf / Germany
 Heat: RACE 5 Qualifying Heat 1
 Laps: 11

Edition 1

Remon Hannink	653	1:21.768 7.823	17	Peter Toth	629		
	33				34		
Tamsin Germain	618	1:19.521 5.576	16	Jan MR Wunschek	641	1:21.027 7.082	
	31				32		
Jan van Assche	638	1:18.562 4.617	15	Alexandre Mata	645	1:18.604 4.659	
	29				30		
Phil Garrett	617	1:18.433 4.488	14	Kevin Ludi	626	1:18.478 4.533	
	27				28		
Vitalijus Gudzenko	619	1:17.967 4.022	13	Carl Cleirbaut	652	1:18.074 4.129	
	25				26		
Tobias Widmer	635	1:17.329 3.384	12	Florent Lambert	646	1:17.650 3.705	
	23				24		
Mike Hansen	642	1:17.144 3.199	11	Xen De Ruwe	622	1:17.204 3.259	
	21				22		
Georg Vann	621	1:16.863 2.918	10	Giel Bronder	625	1:17.010 3.065	
	19				20		
Tiago Ribeiro	608	1:16.673 2.728	9	Pascal Marschall	631	1:16.840 2.895	
	17				18		
Patrick Pearce	602	1:16.082 2.137	8	Andreas Jensen	601	1:16.276 2.331	
	15				16		
Damien Vuillaume	613	1:15.704 1.759	7	Maximilian Fleischmann	604	1:15.829 1.884	
	13				14		
Dennis Kroes	606	1:15.677 1.732	6	Tristan Viidas	632	1:15.678 1.733	
	11				12		
Martin Gatz	630	1:15.527 1.582	5	Dennis Ladefoged	614	1:15.659 1.714	
	9				10		
Jim Ringelberg	616	1:15.457 1.512	4	Christophe Adams	615	1:15.526 1.581	
	7				8		
Jules Szymkowiak	628	1:14.936 0.991	3	Mathias Detige	633	1:15.006 1.061	
	5				6		
Christof Huibers	640	1:14.727 0.782	2	Mike Halder	643	1:14.914 0.969	
	3				4		
Simas Juodvirsis	605	1:13.945	1	Christophe Raymakers	612	1:14.713 0.768	
	1				2		

Pole Position

Clerk of the course Nigel Edwards:
 Stewards (Chairman) Olivier Steveny:

Scrutineer Paul Klaassen:
 Timekeeping Ingrid/Meik Wagner:

Rotax Max Euro Challenge 20
 Class: Rotax Max DD2
 Date/Time: 28-05-2011 14:40

Track: Wackersdorf / Germany
 Heat: RACE 11 Qualifying Heat 2
 Laps: 11

Edition 1

Remon Hannink 653 33 1:21.768 7.823	17	Peter Toth 629 34 1:21.027 7.082
Tamsin Germain 618 31 1:19.521 5.576	16	Jan MR Wunschek 641 32 1:18.604 4.659
Jan van Assche 638 29 1:18.433 4.488	15	Alexandre Mata 645 30 1:18.478 4.533
Phil Garrett 617 27 1:17.967 4.022	14	Kevin Ludi 626 28 1:18.074 4.129
Vitalijus Gudzenko 619 25 1:17.329 3.384	13	Carl Cleirbaut 652 26 1:17.650 3.705
Tobias Widmer 635 23 1:17.144 3.199	12	Florent Lambert 646 24 1:17.204 3.259
Mike Hansen 642 21 1:16.863 2.918	11	Xen De Ruwe 622 22 1:17.010 3.065
Georg Vann 621 19 1:16.673 2.728	10	Giel Bronder 625 20 1:16.840 2.895
Tiago Ribeiro 608 17 1:16.082 2.137	9	Pascal Marschall 631 18 1:16.276 2.331
Patrick Pearce 602 15 1:15.704 1.759	8	Andreas Jensen 601 16 1:15.829 1.884
Damien Vuillaume 613 13 1:15.677 1.732	7	Maximilian Fleischmann 604 14 1:15.678 1.733
Dennis Kroes 606 11 1:15.527 1.582	6	Tristan Viidas 632 12 1:15.659 1.714
Martin Gatz 630 9 1:15.457 1.512	5	Dennis Ladefoged 614 10 1:15.526 1.581
Jim Ringelberg 616 7 1:14.936 0.991	4	Christophe Adams 615 8 1:15.006 1.061
Jules Szymkowiak 628 5 1:14.727 0.782	3	Mathias Detige 633 6 1:14.914 0.969
Christof Huibers 640 3 1:13.945	2	Mike Halder 643 4
Simas Juodvirsis 605 1	1	Christophe Raymakers 612 2

Pole Position

Clerk of the course Nigel Edwards:
 Stewards (Chairman) Olivier Steveny:

Scrutineer Paul Klaassen:
 Timekeeping Ingrid/Meik Wagner:

Rotax Max Euro Challenge 20
 Class: Rotax Max DD2
 Date/Time: 28-05-2011 17:10

Track: Wackersdorf / Germany
 Heat: RACE 17 Qualifying Heat 3
 Laps: 11

Edition 1

Remon Hannink	653	1:21.768 7.823	17	Peter Toth	629		
	33				34		
Tamsin Germain	618	1:19.521 5.576	16	Jan MR Wunschek	641	1:21.027 7.082	
	31				32		
Jan van Assche	638	1:18.562 4.617	15	Alexandre Mata	645	1:18.604 4.659	
	29				30		
Phil Garrett	617	1:18.433 4.488	14	Kevin Ludi	626	1:18.478 4.533	
	27				28		
Vitalijus Gudzenko	619	1:17.967 4.022	13	Carl Cleirbaut	652	1:18.074 4.129	
	25				26		
Tobias Widmer	635	1:17.329 3.384	12	Florent Lambert	646	1:17.650 3.705	
	23				24		
Mike Hansen	642	1:17.144 3.199	11	Xen De Ruwe	622	1:17.204 3.259	
	21				22		
Georg Vann	621	1:16.863 2.918	10	Giel Bronder	625	1:17.010 3.065	
	19				20		
Tiago Ribeiro	608	1:16.673 2.728	9	Pascal Marschall	631	1:16.840 2.895	
	17				18		
Patrick Pearce	602	1:16.082 2.137	8	Andreas Jensen	601	1:16.276 2.331	
	15				16		
Damien Vuillaume	613	1:15.704 1.759	7	Maximilian Fleischmann	604	1:15.829 1.884	
	13				14		
Dennis Kroes	606	1:15.677 1.732	6	Tristan Viidas	632	1:15.678 1.733	
	11				12		
Martin Gatz	630	1:15.527 1.582	5	Dennis Ladefoged	614	1:15.659 1.714	
	9				10		
Jim Ringelberg	616	1:15.457 1.512	4	Christophe Adams	615	1:15.526 1.581	
	7				8		
Jules Szymkowiak	628	1:14.936 0.991	3	Mathias Detige	633	1:15.006 1.061	
	5				6		
Christof Huibers	640	1:14.727 0.782	2	Mike Halder	643	1:14.914 0.969	
	3				4		
Simas Juodvirsis	605	1:13.945	1	Christophe Raymakers	612	1:14.713 0.768	
	1				2		

Pole Position

Clerk of the course Nigel Edwards:
 Stewards (Chairman) Olivier Steveny:

Scrutineer Paul Klaassen:
 Timekeeping Ingrid/Meik Wagner:



ROTAX Euro Challenge Wackersdorf/Germany

Rotax DD2

Wackersdorf 1,275 Km

Warm up Saturday

2011-05-28 09:40

Practice (5:00 Time) started at 9:40:01

Pos	No.	Name	Nat.	Chassis	Race Team	Laps	Best Tm	Diff	Gap In Lap	km/h
1	605	Simas Juodvirsis	LTU	Gillard	RKV Racing by DFK	5	50.070			
2	642	Mike Hansen	DEN	First Kart	First Kart s.r.l	5	50.135	0.065	0.065	5 91,553
3	601	Andreas Jensen	DEN	CRG	J S Racing	5	50.165	0.095	0.030	5 91,498
4	625	Giel Bronder	NED	CRG	CRG Holland	5	50.221	0.151	0.056	5 91,396
5	602	Patrick Pearce	GBR	Maddox	VZ Racing	5	50.236	0.166	0.015	5 91,369
6	613	Damien Vuillaume	FRA	CRG	Freekart	5	50.493	0.423	0.257	5 90,904
7	626	Kevin Ludi	SUI	Birel	Spirit Racing	5	50.495	0.425	0.002	4 90,900
8	645	Alexandre Mata	POR	Intrepid	Mattkart.com	5	50.546	0.476	0.051	5 90,808
9	614	Dennis Ladefoged	DEN	RK Kart	HL Kart Racing DK	5	50.558	0.488	0.012	5 90,787
10	618	Tamsin Germain	GBR	Maddox	DG Racing	5	50.570	0.500	0.012	5 90,765
11	632	Tristan Viidas	EST	Maddox	Aix Racing Team	5	50.578	0.508	0.008	4 90,751
12	622	Xen De Ruwe	BEL	Topkart	Slangen Karting	5	50.610	0.540	0.032	4 90,694
13	633	Mathias Detige	BEL	Gillard	DFK Racing Team	5	50.652	0.582	0.042	5 90,618
14	640	Christof Huibers	BEL	Haase	Target Racing Team	5	50.658	0.588	0.006	5 90,608
15	628	Jules Szymkowiak	BEL	Zanardi	Schepers Racing Service	5	50.702	0.632	0.044	3 90,529
16	612	Christophe Raymakers	BEL	Zanardi	RAW Racing	5	50.744	0.674	0.042	5 90,454
17	616	Jim Ringelberg	NED	Gillard	DFK Racing Team	5	50.776	0.706	0.032	3 90,397
18	604	Maximilian Fleischmann	GER	Intrepid	VPD Racing Team	5	50.779	0.709	0.003	4 90,392
19	615	Christophe Adams	BEL	Kosmic	Sport Karting Competition	5	50.812	0.742	0.033	5 90,333
20	643	Mike Halder	GER	Swiss Hutless	Team DMV	5	50.863	0.793	0.051	5 90,242
21	629	Peter Toth	HUN	CRG	Hargitai Racing Team	5	50.882	0.812	0.019	4 90,209
22	630	Martin Gatz	GER	CRG	Matis Motorsport	5	50.947	0.877	0.065	4 90,094
23	617	Phil Garrett	GBR	CRG		5	50.951	0.881	0.004	5 90,087
24	631	Pascal Marschall	GER	CRG		5	50.957	0.887	0.006	4 90,076
25	652	Carl Cleirbaut	BEL	Haase	Target Racing Team	5	50.991	0.921	0.034	3 90,016
26	606	Dennis Kroes	NED	Tonykart	Team Kroes	5	51.032	0.962	0.041	4 89,944
27	653	Remon Hannink	NED	Haase	Euro Indoor Karting	5	51.042	0.972	0.010	5 89,926
28	635	Tobias Widmer	SUI	RK Kart	Spirit Racing	4	51.066	0.996	0.024	4 89,884
29	608	Tiago Ribeiro	POR	Intrepid		5	51.112	1.042	0.046	3 89,803
30	646	Florent Lambert	GBR	Haase	Tatum Racing	5	51.290	1.220	0.178	4 89,491
31	621	Georg Vann	EST	Tonykart	Raha24 Motorsport	5	51.308	1.238	0.018	5 89,460
32	619	Vitalijus Gudzenko	LTU	Maranello	RKV Racing	5	51.858	1.788	0.550	5 88,511
33	638	Jan van Assche	BEL	Parolin	Formula K Belgium	4	51.958	1.888	0.100	4 88,341



ROTAX Euro Challenge Wackersdorf/Germany

Rotax DD2

Wackersdorf 1,275 Km

Warm up Saturday

2011-05-28 09:40

Practice (5:00 Time) started at 9:40:00

Lap	Lap Tm	Diff	Time of Day
(605) Simas Juodvirsis			
1	52.486	+2.416	9:41:55.822
2	51.927	+1.857	9:42:47.749
3	50.382	+0.312	9:43:38.131
4	50.323	+0.253	9:44:28.454
5	50.070		9:45:18.524
(642) Mike Hansen			
1	53.511	+3.376	9:41:55.737
2	52.221	+2.086	9:42:47.958
3	51.033	+0.898	9:43:38.991
4	50.643	+0.508	9:44:29.634
5	50.135		9:45:19.769
(601) Andreas Jensen			
1	53.150	+2.985	9:41:54.944
2	51.597	+1.432	9:42:46.541
3	50.746	+0.581	9:43:37.287
4	50.505	+0.340	9:44:27.792
5	50.165		9:45:17.957
(625) Giel Bronder			
1	52.146	+1.925	9:42:03.464
2	51.722	+1.501	9:42:55.186
3	52.406	+2.185	9:43:47.592
4	51.387	+1.166	9:44:38.979
5	50.221		9:45:29.200
(602) Patrick Pearce			
1	52.970	+2.734	9:41:56.503
2	53.263	+3.027	9:42:49.766
3	50.675	+0.439	9:43:40.441
4	50.374	+0.138	9:44:30.815
5	50.236		9:45:21.051
(613) Damien Vuillaume			
1	52.509	+2.016	9:41:52.301
2	51.011	+0.518	9:42:43.312
3	50.950	+0.457	9:43:34.262
4	50.787	+0.294	9:44:25.049
5	50.493		9:45:15.542
(626) Kevin Ludi			
1	58.419	+7.924	9:42:01.224
2	52.251	+1.756	9:42:53.475
3	51.694	+1.199	9:43:45.169
4	50.495		9:44:35.664
5	50.692	+0.197	9:45:26.356
(645) Alexandre Mata			
1	52.467	+1.921	9:42:08.309
2	51.580	+1.034	9:42:59.889
3	51.129	+0.583	9:43:51.018
4	51.721	+1.175	9:44:42.739
5	50.546		9:45:33.285
(614) Dennis Ladefoged			
1	53.188	+2.630	9:41:55.485
2	51.666	+1.108	9:42:47.151
3	50.604	+0.046	9:43:37.755
4	50.970	+0.412	9:44:28.725
5	50.558		9:45:19.283
(618) Tamsin Germain			
1	54.625	+4.055	9:42:01.773

Lap	Lap Tm	Diff	Time of Day
2	52.999	+2.429	9:42:54.772
3	52.301	+1.731	9:43:47.073
4	51.396	+0.826	9:44:38.469
5	50.570		9:45:29.039
(632) Tristan Viidas			
1	52.872	+2.294	9:41:57.956
2	53.009	+2.431	9:42:50.965
3	51.237	+0.659	9:43:42.202
4	50.578		9:44:32.780
5	50.942	+0.364	9:45:23.722
(622) Xen De Ruwe			
1	53.821	+3.211	9:42:01.293
2	51.607	+0.997	9:42:52.900
3	51.419	+0.809	9:43:44.319
4	50.610		9:44:34.929
5	51.011	+0.401	9:45:25.940
(633) Mathias Detige			
1	53.473	+2.821	9:41:58.295
2	53.060	+2.408	9:42:51.355
3	51.287	+0.635	9:43:42.642
4	50.895	+0.243	9:44:33.537
5	50.652		9:45:24.189
(640) Christof Huibers			
1	52.238	+1.580	9:42:02.679
2	51.917	+1.259	9:42:54.596
3	51.671	+1.013	9:43:46.267
4	53.446	+2.788	9:44:39.713
5	50.658		9:45:30.371
(628) Jules Szymkowiak			
1	53.162	+2.460	9:41:55.059
2	51.404	+0.702	9:42:46.463
3	50.702		9:43:37.165
4	50.878	+0.176	9:44:28.043
5	50.770	+0.068	9:45:18.813
(612) Christophe Raymakers			
1	52.222	+1.478	9:41:51.419
2	51.441	+0.697	9:42:42.860
3	52.513	+1.769	9:43:35.373
4	51.054	+0.310	9:44:26.427
5	50.744		9:45:17.171
(616) Jim Ringelberg			
1	53.768	+2.992	9:41:57.621
2	53.225	+2.449	9:42:50.846
3	50.776		9:43:41.622
4	50.950	+0.174	9:44:32.572
5	50.828	+0.052	9:45:23.400
(604) Maximilian Fleischmann			
1	53.886	+3.107	9:42:00.087
2	51.961	+1.182	9:42:52.048
3	52.480	+1.701	9:43:44.528
4	50.779		9:44:35.307
5	51.818	+1.039	9:45:27.125
(615) Christophe Adams			
1	53.628	+2.816	9:42:19.167
2	51.662	+0.850	9:43:10.829
3	51.063	+0.251	9:44:01.892
4	51.775	+0.963	9:44:53.667

Lap	Lap Tm	Diff	Time of Day
5	50.812		9:45:44.479
(643) Mike Halder			
1	52.149	+1.286	9:42:05.869
2	51.825	+0.962	9:42:57.694
3	51.547	+0.684	9:43:49.241
4	52.309	+1.446	9:44:41.550
5	50.863		9:45:32.413
(629) Peter Toth			
1	52.509	+1.627	9:41:52.416
2	51.093	+0.211	9:42:43.509
3	51.179	+0.297	9:43:34.688
4	50.882		9:44:25.570
5	50.905	+0.023	9:45:16.475
(630) Martin Gatz			
1	53.812	+2.865	9:41:57.892
2	53.184	+2.237	9:42:51.076
3	51.427	+0.480	9:43:42.503
4	50.947		9:44:33.450
5	51.330	+0.383	9:45:24.780
(617) Phil Garrett			
1	54.267	+3.316	9:42:00.333
2	53.084	+2.133	9:42:53.417
3	54.113	+3.162	9:43:47.530
4	52.614	+1.663	9:44:40.144
5	50.951		9:45:31.095
(631) Pascal Marschall			
1	52.323	+1.366	9:41:51.827
2	51.113	+0.156	9:42:42.940
3	51.211	+0.254	9:43:34.151
4	50.957		9:44:25.108
5	52.583	+1.626	9:45:17.691
(652) Carl Cleirbaut			
1	53.765	+2.774	9:41:55.351
2	54.942	+3.951	9:42:50.293
3	50.991		9:43:41.284
4	51.101	+0.110	9:44:32.385
5	51.150	+0.159	9:45:23.535
(606) Dennis Kroes			
1	56.801	+5.769	9:41:59.884
2	52.034	+1.002	9:42:51.918
3	51.862	+0.830	9:43:43.780
4	51.032		9:44:34.812
5	51.332	+0.300	9:45:26.144
(653) Remon Hannink			
1	53.815	+2.773	9:42:00.521
2	51.915	+0.873	9:42:52.436
3	52.303	+1.261	9:43:44.739
4	51.997	+0.955	9:44:36.736
5	51.042		9:45:27.778
(635) Tobias Widmer			
1	53.071	+2.005	9:41:54.793
2	2:04.098	+1:13.032	9:43:58.891
3	51.416	+0.350	9:44:50.307
4	51.066		9:45:41.373
(608) Tiago Ribeiro			
1	52.861	+1.749	9:42:04.009



ROTAX Euro Challenge Wackersdorf/Germany

Rotax DD2

Wackersdorf 1,275 Km

Warm up Saturday

2011-05-28 09:40

Practice (5:00 Time) started at 9:40:00

Lap	Lap Tm	Diff	Time of Day
2	52.467	+1.355	9:42:56.476
3	51.112		9:43:47.588
4	51.842	+0.730	9:44:39.430
5	51.212	+0.100	9:45:30.642

(646) Florent Lambert

1	53.419	+2.129	9:41:56.231
2	54.948	+3.658	9:42:51.179
3	52.204	+0.914	9:43:43.383
4	51.290		9:44:34.673
5	52.246	+0.956	9:45:26.919

(621) Georg Vann

1	53.167	+1.859	9:42:02.043
2	52.418	+1.110	9:42:54.461
3	51.692	+0.384	9:43:46.153
4	59.460	+8.152	9:44:45.613
5	51.308		9:45:36.921

(619) Vitalijus Gudzenko

1	56.049	+4.191	9:42:02.606
2	54.709	+2.851	9:42:57.315
3	53.682	+1.824	9:43:50.997
4	52.691	+0.833	9:44:43.688
5	51.858		9:45:35.546

(638) Jan van Assche

1	53.457	+1.499	9:42:35.536
2	52.697	+0.739	9:43:28.233
3	52.076	+0.118	9:44:20.309
4	51.958		9:45:12.267

Lap	Lap Tm	Diff	Time of Day
-----	--------	------	-------------

Lap	Lap Tm	Diff	Time of Day
-----	--------	------	-------------



ROTAX Euro Challenge Wackersdorf/Germany

Rotax DD2

Wackersdorf 1,275 Km

RACE 5 Qualifying Heat 1

2011-05-28 11:30


Race (11 Laps) started at 11:34:07

Pos	No.	Name	Nat.	Chassis	Race Team	Laps	Total Tm	Diff	Best Tm	In Lap	km/h	Points
1	605	Simas Juodvirsis	LTU	Maranello	RKV Racing	11	9:15.550		49.999	7	91,802	0
2	613	Damien Vuillaume	FRA	CRG	Freekart	11	9:16.938	1.388	49.835	7	92,104	2
3	628	Jules Szymkowiak	BEL	Zanardi	Schepers Racing Service	11	9:17.812	2.262	50.019	9	91,765	3
4	614	Dennis Ladefoged	DEN	RK Kart	HL Kart Racing DK	11	9:20.863	5.313	49.900	8	91,984	4
5	612	Christophe Raymakers	BEL	Zanardi	RAW Racing	11	9:22.514	6.964	50.271	11	91,305	5
6	616	Jim Ringelberg	NED	Gillard	DFK Racing Team	11	9:23.053	7.503	50.044	9	91,719	6
7	633	Mathias Detige	BEL	Gillard	DFK Racing Team	11	9:23.237	7.687	50.018	8	91,767	7
8	626	Kevin Ludi	SUI	Birel	Spirit Racing	11	9:23.350	7.800	49.679	9	92,393	8
9	632	Tristan Viidas	EST	Maddox	Aix Racing Team	11	9:25.622	10.072	50.133	11	91,556	9
10	615	Christophe Adams	BEL	Kosmic	Sport Karting Competition	11	9:26.167	10.617	50.197	11	91,440	10
11	604	Maximilian Fleischmann	GER	Intrepid	VPD Racing Team	11	9:26.323	10.773	50.172	11	91,485	11
12	602	Patrick Pearce	GBR	Maddox	VZ Racing	11	9:27.152	11.602	50.045	5	91,717	12
13	642	Mike Hansen	DEN	First Kart	First Kart s.r.l	11	9:27.518	11.968	49.973	8	91,850	13
14	631	Pascal Marschall	GER	CRG		11	9:27.700	12.150	50.292	8	91,267	14
15	652	Carl Cleirbaut	BEL	Haase	Target Racing Team	11	9:27.896	12.346	50.267	8	91,312	15
16	625	Giel Bronder	NED	CRG	CRG Holland	11	9:28.068	12.518	50.106	7	91,606	16
17	622	Xen De Ruwe	BEL	Topkart	Slangen Karting	11	9:29.033	13.483	49.811	8	92,148	17
18	643	Mike Halder	GER	Swiss Hutless	Team DMV	11	9:29.441	13.891	50.346	8	91,169	18
19	640	Christof Huibers	BEL	Haase	Target Racing Team	11	9:31.301	15.751	50.459	9	90,965	19
20	630	Martin Gatz	GER	CRG	Matis Motorsport	11	9:31.346	15.796	50.560	5	90,783	20
21	629	Peter Toth	HUN	CRG	Hargitai Racing Team	11	9:31.626	16.076	49.928	9	91,932	21
22	646	Florent Lambert	GBR	Haase	Tatum Racing	11	9:31.697	16.147	50.789	7	90,374	22
23	608	Tiago Ribeiro	POR	Intrepid		11	9:31.796	16.246	50.182	8	91,467	23
24	641	Jan MR Wunschek	AUT	Birel	Speedworld Academy	11	9:34.337	18.787	50.452	4	90,978	24
25	635	Tobias Widmer	SUI	RK Kart	Spirit Racing	11	9:34.765	19.215	50.248	11	91,347	25
26	645	Alexandre Mata	POR	Intrepid	Mattkart.com	11	9:34.939	19.389	50.218	11	91,401	26
27	618	Tamsin Germain	GBR	Maddox	DG Racing	11	9:37.415	21.865	50.325	8	91,207	27
28	601	Andreas Jensen	DEN	CRG	J S Racing	11	9:37.806	22.256	50.087	10	91,641	28
29	617	Phil Garrett	GBR	CRG		11	9:37.876	22.326	50.464	9	90,956	29
30	621	Georg Vann	EST	Tonykart	Raha24 Motorsport	11	9:40.263	24.713	50.586	9	90,737	30
31	653	Remon Hannink	NED	Haase	Euro Indoor Karting	11	9:43.661	28.111	50.617	8	90,681	31
32	619	Vitalijus Gudzenko	LTU	Maranello	RKV Racing	11	9:44.551	29.001	51.584	5	88,981	32
33	638	Jan van Assche	BEL	Parolin	Formula K Belgium	8	7:05.013	3 Laps	50.917	7	90,147	33
34	606	Dennis Kroes	NED	Tonykart	Team Kroes	5	4:21.741	6 Laps	50.657	5	90,609	34

Announcements

These results are provisional until the conclusion of any judicial and technical matters
 Started: 34 Classified: 34 Not classified:0

Margin of Victory	Ø km/h	Best Lap Tm	km/h	Best Lap by
1.388	90,883	49.679	92,393	626 - Kevin Ludi

Timekeeping Ingrid and Meik Wagner:  Clerk of the course Nigel Edwards: www.mylaps.com
 Steward (Chairman) Olivier Steveny: Chief Scrutineer Paul Klaassen: Licensed to: Motorsport Events
 Printed: 2011-05-28 11:45:50 posted at: h



ROTAX Euro Challenge Wackersdorf/Germany

Rotax DD2

Wackersdorf 1,275 Km

RACE 5 Qualifying Heat 1

2011-05-28 11:30

Race (11 Laps) started at 11:34:07

Lap	Lap Tm	Diff	Time of Day
(605) Simas Juodvirsis			
1	52.400	+2.401	11:35:00.351
2	51.136	+1.137	11:35:51.487
3	50.616	+0.617	11:36:42.103
4	50.436	+0.437	11:37:32.539
5	50.053	+0.054	11:38:22.592
6	50.281	+0.282	11:39:12.873
7	49.999		11:40:02.872
8	50.113	+0.114	11:40:52.985
9	50.082	+0.083	11:41:43.067
10	50.217	+0.218	11:42:33.284
11	50.217	+0.218	11:43:23.501

Lap	Lap Tm	Diff	Time of Day
(613) Damien Vuillaume			
1	53.744	+3.909	11:35:02.465
2	51.761	+1.926	11:35:54.226
3	50.531	+0.696	11:36:44.757
4	50.256	+0.421	11:37:35.013
5	50.091	+0.256	11:38:25.104
6	50.055	+0.220	11:39:15.159
7	49.835		11:40:04.994
8	50.054	+0.219	11:40:55.048
9	49.919	+0.084	11:41:44.967
10	49.932	+0.097	11:42:34.899
11	49.990	+0.155	11:43:24.889

Lap	Lap Tm	Diff	Time of Day
(628) Jules Szymkowiak			
1	53.211	+3.192	11:35:01.475
2	51.892	+1.873	11:35:53.367
3	51.040	+1.021	11:36:44.407
4	50.788	+0.769	11:37:35.195
5	50.146	+0.127	11:38:25.341
6	50.119	+0.100	11:39:15.460
7	50.117	+0.098	11:40:05.577
8	50.042	+0.023	11:40:55.619
9	50.019		11:41:45.638
10	50.035	+0.016	11:42:35.673
11	50.090	+0.071	11:43:25.763

Lap	Lap Tm	Diff	Time of Day
(614) Dennis Ladefoged			
1	54.646	+4.746	11:35:03.400
2	51.753	+1.853	11:35:55.153
3	51.352	+1.452	11:36:46.505
4	50.385	+0.485	11:37:36.890
5	49.984	+0.084	11:38:26.874
6	50.669	+0.769	11:39:17.543
7	50.985	+1.085	11:40:08.528
8	49.900		11:40:58.428
9	50.025	+0.125	11:41:48.453
10	50.110	+0.210	11:42:38.563
11	50.251	+0.351	11:43:28.814

Lap	Lap Tm	Diff	Time of Day
(612) Christophe Raymakers			
1	53.365	+3.094	11:35:01.387
2	51.886	+1.615	11:35:53.273
3	51.373	+1.102	11:36:44.646
4	50.876	+0.605	11:37:35.522
5	50.728	+0.457	11:38:26.250
6	51.129	+0.858	11:39:17.379
7	51.779	+1.508	11:40:09.158
8	50.273	+0.002	11:40:59.431
9	50.443	+0.172	11:41:49.874
10	50.320	+0.049	11:42:40.194
11	50.271		11:43:30.465

Lap	Lap Tm	Diff	Time of Day
(616) Jim Ringelberg			
1	54.213	+4.169	11:35:02.590
2	52.004	+1.960	11:35:54.594
3	51.514	+1.470	11:36:46.108
4	51.009	+0.965	11:37:37.117
5	50.333	+0.289	11:38:27.450
6	50.692	+0.648	11:39:18.142
7	51.942	+1.898	11:40:10.084
8	50.282	+0.238	11:41:00.366
9	50.044		11:41:50.410
10	50.321	+0.277	11:42:40.731
11	50.273	+0.229	11:43:31.004

Lap	Lap Tm	Diff	Time of Day
(633) Mathias Detige			
1	54.534	+4.516	11:35:03.001
2	52.072	+2.054	11:35:55.073
3	52.025	+2.007	11:36:47.098
4	51.863	+1.845	11:37:38.961
5	50.029	+0.011	11:38:28.990
6	50.838	+0.820	11:39:19.828
7	50.774	+0.756	11:40:10.602
8	50.018		11:41:00.620
9	50.073	+0.055	11:41:50.693
10	50.362	+0.344	11:42:41.055
11	50.133	+0.115	11:43:31.188

Lap	Lap Tm	Diff	Time of Day
(626) Kevin Ludi			
1	54.609	+4.930	11:35:04.622
2	51.686	+2.007	11:35:56.308
3	51.440	+1.761	11:36:47.748
4	51.727	+2.048	11:37:39.475
5	50.279	+0.600	11:38:29.754
6	50.499	+0.820	11:39:20.253
7	50.679	+1.000	11:40:10.932
8	50.320	+0.641	11:41:01.252
9	49.679		11:41:50.931
10	50.402	+0.723	11:42:41.333
11	49.968	+0.289	11:43:31.301

Lap	Lap Tm	Diff	Time of Day
(632) Tristan Viidas			
1	56.229	+6.096	11:35:05.377
2	51.930	+1.797	11:35:57.307
3	50.962	+0.829	11:36:48.269
4	51.771	+1.638	11:37:40.040
5	50.373	+0.240	11:38:30.413
6	51.285	+1.152	11:39:21.698
7	50.413	+0.280	11:40:12.111
8	50.501	+0.368	11:41:02.612
9	50.439	+0.306	11:41:53.051
10	50.389	+0.256	11:42:43.440
11	50.133		11:43:33.573

Lap	Lap Tm	Diff	Time of Day
(615) Christophe Adams			
1	54.336	+4.139	11:35:02.861
2	51.891	+1.694	11:35:54.752
3	51.249	+1.052	11:36:46.001
4	50.370	+0.173	11:37:36.371
5	50.368	+0.171	11:38:26.739
6	51.200	+1.003	11:39:17.939
7	52.927	+2.730	11:40:10.866
8	51.532	+1.335	11:41:02.398
9	51.104	+0.907	11:41:53.502
10	50.419	+0.222	11:42:43.921
11	50.197		11:43:34.118

Lap	Lap Tm	Diff	Time of Day
(604) Maximilian Fleischmann			

Lap	Lap Tm	Diff	Time of Day
(602) Patrick Pearce			
1	55.180	+5.008	11:35:04.270
2	52.695	+2.523	11:35:56.965
3	51.109	+0.937	11:36:48.074
4	52.134	+1.962	11:37:40.208
5	51.013	+0.841	11:38:31.221
6	50.694	+0.522	11:39:21.915
7	50.341	+0.169	11:40:12.256
8	51.084	+0.912	11:41:03.340
9	50.417	+0.245	11:41:53.757
10	50.345	+0.173	11:42:44.102
11	50.172		11:43:34.274

Lap	Lap Tm	Diff	Time of Day
(642) Mike Hansen			
1	57.504	+7.531	11:35:07.058
2	51.245	+1.272	11:35:58.303
3	51.923	+1.950	11:36:50.226
4	50.325	+0.352	11:37:40.551
5	51.519	+1.546	11:38:32.070
6	50.187	+0.214	11:39:22.257
7	51.403	+1.430	11:40:13.660
8	49.973		11:41:03.633
9	50.397	+0.424	11:41:54.030
10	50.686	+0.713	11:42:44.716
11	50.753	+0.780	11:43:35.469

Lap	Lap Tm	Diff	Time of Day
(631) Pascal Marschall			
1	54.448	+4.156	11:35:03.779
2	52.174	+1.882	11:35:55.953
3	52.012	+1.720	11:36:47.965
4	51.201	+0.909	11:37:39.166
5	51.601	+1.309	11:38:30.767
6	51.245	+0.953	11:39:22.012
7	51.091	+0.799	11:40:13.103
8	50.292		11:41:03.395
9	50.480	+0.188	11:41:53.875
10	50.937	+0.645	11:42:44.812
11	50.839	+0.547	11:43:35.651

Lap	Lap Tm	Diff	Time of Day
(652) Carl Cleirbaut			
1	56.971	+6.704	11:35:06.579
2	51.350	+1.083	11:35:57.929
3	51.123	+0.856	11:36:49.052
4	51.273	+1.006	11:37:40.325
5	52.293	+2.026	11:38:32.618
6	50.464	+0.197	11:39:23.082
7	50.653	+0.386	11:40:13.735
8	50.267		11:41:04.002
9	50.658	+0.391	11:41:54.660
10	50.397	+0.130	11:42:45.057
11	50.790	+0.523	11:43:35.847

Lap	Lap Tm	Diff	Time of Day
(625) Giel Bronder			
1	54.497	+4.391	11:35:03.888

Timekeeping Ingrid and Meik Wagner:

Clerk of the course Nigel Edwards:

www.mylaps.com

Steward (Chairman) Olivier Steveny:

Chief Scrutineer Paul Klaassen:

Licensed to: Motorsport Events



ROTAX Euro Challenge Wackersdorf/Germany

Rotax DD2

Wackersdorf 1,275 Km

RACE 5 Qualifying Heat 1

2011-05-28 11:30

Race (11 Laps) started at 11:34:07

Lap	Lap Tm	Diff	Time of Day
2	52.164	+2.058	11:35:56.052
3	51.749	+1.643	11:36:47.801
4	51.796	+1.690	11:37:39.597
5	50.905	+0.799	11:38:30.502
6	51.134	+1.028	11:39:21.636
7	50.106		11:40:11.742
8	50.231	+0.125	11:41:01.973
9	51.633	+1.527	11:41:53.606
10	52.249	+2.143	11:42:45.855
11	50.164	+0.058	11:43:36.019

(622) Xen De Ruwe

1	59.896	+10.085	11:35:09.502
2	53.184	+3.373	11:36:02.886
3	50.636	+0.825	11:36:53.322
4	50.544	+0.733	11:37:43.866
5	50.662	+0.851	11:38:34.528
6	50.980	+1.169	11:39:25.508
7	50.417	+0.606	11:40:15.925
8	49.811		11:41:05.736
9	50.052	+0.241	11:41:55.788
10	51.003	+1.192	11:42:46.791
11	50.193	+0.382	11:43:36.984

(643) Mike Halder

1	53.524	+3.178	11:35:01.717
2	51.910	+1.564	11:35:53.627
3	51.526	+1.180	11:36:45.153
4	50.682	+0.336	11:37:35.835
5	50.609	+0.263	11:38:26.444
6	51.317	+0.971	11:39:17.761
7	51.860	+1.514	11:40:09.621
8	50.346		11:40:59.967
9	50.373	+0.027	11:41:50.340
10	55.816	+5.470	11:42:46.156
11	51.236	+0.890	11:43:37.392

(640) Christof Huibers

1	52.631	+2.172	11:35:00.681
2	57.950	+7.491	11:35:58.631
3	51.245	+0.786	11:36:49.876
4	50.571	+0.112	11:37:40.447
5	53.747	+3.288	11:38:34.194
6	51.216	+0.757	11:39:25.410
7	51.021	+0.562	11:40:16.431
8	50.678	+0.219	11:41:07.109
9	50.459		11:41:57.568
10	50.470	+0.011	11:42:48.038
11	51.214	+0.755	11:43:39.252

(630) Martin Gatz

1	53.468	+2.908	11:35:01.882
2	52.650	+2.090	11:35:54.532
3	51.816	+1.256	11:36:46.348
4	52.025	+1.465	11:37:38.373
5	50.560		11:38:28.933
6	51.524	+0.964	11:39:20.457
7	50.772	+0.212	11:40:11.229
8	52.198	+1.638	11:41:03.427
9	52.302	+1.742	11:41:55.729
10	51.413	+0.853	11:42:47.142
11	52.155	+1.595	11:43:39.297

(629) Peter Toth

1	57.877	+7.949	11:35:08.590
2	52.390	+2.462	11:36:00.980

Lap	Lap Tm	Diff	Time of Day
3	51.039	+1.111	11:36:52.019
4	50.350	+0.422	11:37:42.369
5	50.715	+0.787	11:38:33.084
6	52.331	+2.403	11:39:25.415
7	51.192	+1.264	11:40:16.607
8	50.262	+0.334	11:41:06.869
9	49.928		11:41:56.797
10	50.558	+0.630	11:42:47.355
11	52.222	+2.294	11:43:39.577

(646) Florent Lambert

1	57.789	+7.000	11:35:07.463
2	52.225	+1.436	11:35:59.688
3	50.908	+0.119	11:36:50.596
4	51.266	+0.477	11:37:41.862
5	51.075	+0.286	11:38:32.937
6	50.984	+0.195	11:39:23.921
7	50.789		11:40:14.710
8	50.886	+0.097	11:41:05.596
9	51.000	+0.211	11:41:56.596
10	51.755	+0.966	11:42:48.351
11	51.297	+0.508	11:43:39.648

(608) Tiago Ribeiro

1	56.082	+5.900	11:35:05.231
2	52.169	+1.987	11:35:57.400
3	51.365	+1.183	11:36:48.765
4	51.244	+1.062	11:37:40.009
5	51.614	+1.432	11:38:31.623
6	50.550	+0.368	11:39:22.173
7	51.966	+1.784	11:40:14.139
8	50.182		11:41:04.321
9	51.264	+1.082	11:41:55.585
10	51.699	+1.517	11:42:47.284
11	52.463	+2.281	11:43:39.747

(641) Jan MR Wunschek

1	58.676	+8.224	11:35:09.279
2	53.605	+3.153	11:36:02.884
3	50.902	+0.450	11:36:53.786
4	50.452		11:37:44.238
5	50.927	+0.475	11:38:35.165
6	51.454	+1.002	11:39:26.619
7	51.907	+1.455	11:40:18.526
8	50.660	+0.208	11:41:09.186
9	51.034	+0.582	11:42:00.220
10	51.506	+1.054	11:42:51.726
11	50.562	+0.110	11:43:42.288

(635) Tobias Widmer

1	57.857	+7.609	11:35:07.805
2	51.410	+1.162	11:35:59.215
3	51.043	+0.795	11:36:50.258
4	51.064	+0.816	11:37:41.322
5	51.678	+1.430	11:38:33.000
6	52.939	+2.691	11:39:25.939
7	52.062	+1.814	11:40:18.001
8	50.285	+0.037	11:41:08.286
9	51.850	+1.602	11:42:00.136
10	52.332	+2.084	11:42:52.468
11	50.248		11:43:42.716

(645) Alexandre Mata

1	58.459	+8.241	11:35:08.826
2	52.340	+2.122	11:36:01.166
3	51.498	+1.280	11:36:52.664

Lap	Lap Tm	Diff	Time of Day
4	51.390	+1.172	11:37:44.054
5	51.048	+0.830	11:38:35.102
6	51.092	+0.874	11:39:26.194
7	51.571	+1.353	11:40:17.765
8	50.292	+0.074	11:41:08.057
9	52.315	+2.097	11:42:00.372
10	52.300	+2.082	11:42:52.672
11	50.218		11:43:42.890

(618) Tamsin Germain

1	58.281	+7.956	11:35:09.051
2	54.026	+3.701	11:36:03.077
3	51.858	+1.533	11:36:54.935
4	51.280	+0.955	11:37:46.215
5	51.276	+0.951	11:38:37.491
6	51.739	+1.414	11:39:29.230
7	50.441	+0.116	11:40:19.671
8	50.325		11:41:09.996
9	50.737	+0.412	11:42:00.733
10	52.774	+2.449	11:42:53.507
11	51.859	+1.534	11:43:45.366

(601) Andreas Jensen

1	1:12.268	+22.181	11:35:21.470
2	51.218	+1.131	11:36:12.688
3	50.517	+0.430	11:37:03.205
4	50.621	+0.534	11:37:53.826
5	50.405	+0.318	11:38:44.231
6	50.154	+0.067	11:39:34.385
7	50.092	+0.005	11:40:24.477
8	50.678	+0.591	11:41:15.155
9	50.236	+0.149	11:42:05.391
10	50.087		11:42:55.478
11	50.279	+0.192	11:43:45.757

(617) Phil Garrett

1	1:00.196	+9.732	11:35:10.566
2	52.731	+2.267	11:36:03.297
3	51.261	+0.797	11:36:54.558
4	51.238	+0.774	11:37:45.796
5	51.579	+1.115	11:38:37.375
6	50.759	+0.295	11:39:28.134
7	51.731	+1.267	11:40:19.865
8	50.604	+0.140	11:41:10.469
9	50.464		11:42:00.933
10	51.974	+1.510	11:42:52.907
11	52.920	+2.456	11:43:45.827

(621) Georg Vann

1	56.827	+6.241	11:35:06.107
2	51.479	+0.893	11:35:57.586
3	51.273	+0.687	11:36:48.859
4	51.250	+0.664	11:37:40.109
5	57.468	+6.882	11:38:37.577
6	51.002	+0.416	11:39:28.579
7	50.865	+0.279	11:40:19.444
8	50.849	+0.263	11:41:10.293
9	50.586		11:42:00.879
10	52.327	+1.741	11:42:53.206
11	55.008	+4.422	11:43:48.214

(653) Remon Hannink

1	57.639	+7.022	11:35:08.552
2	52.364	+1.747	11:36:00.916
3	51.675	+1.058	11:36:52.591
4	50.990	+0.373	11:37:43.581

Timekeeping Ingrid and Meik Wagner:

Clerk of the course Nigel Edwards:

www.mylaps.com

Steward (Chairman) Olivier Steveny:

Chief Scrutineer Paul Klaassen:

Licensed to: Motorsport Events



ROTAX Euro Challenge Wackersdorf/Germany

Rotax DD2 Wackersdorf 1,275 Km

RACE 11 Qualifying Heat 2 2011-05-28 14:40


Race (11 Laps) started at 14:42:34

Pos	No.	Name	Nat.	Chassis	Race Team	Laps	Total Tm	Diff	Best Tm	In Lap	km/h	Points
1	640	Christof Huibers	BEL	Haase	Target Racing Team	11	9:17.572		50.180	5	91,471	0
2	613	Damien Vuillaume	FRA	CRG	Freekart	11	9:18.190	0.618	49.874	5	92,032	2
3	605	Simas Juodvirsis	LTU	Gillard	RKV Racing	11	9:18.206	0.634	50.222	5	91,394	3
4	628	Jules Szymkowiak	BEL	Zanardi	Schepers Racing Service	11	9:18.208	0.636	50.134	5	91,555	4
5	633	Mathias Detige	BEL	Gillard	DFK Racing Team	11	9:18.315	0.743	50.131	5	91,560	5
6	612	Christophe Raymakers	BEL	Zanardi	RAW Racing	11	9:20.710	3.138	50.338	5	91,184	6
7	602	Patrick Pearce	GBR	Maddox	VZ Racing	11	9:20.835	3.263	50.106	6	91,606	7
8	616	Jim Ringelberg	NED	Gillard	DFK Racing Team	11	9:21.410	3.838	50.277	10	91,294	8
9	626	Kevin Ludi	SUI	Birel	Spirit Racing	11	9:22.208	4.636	49.786	8	92,195	9
10	632	Tristan Viidas	EST	Maddox	Aix Racing Team	11	9:22.432	4.860	50.202	4	91,431	10
11	615	Christophe Adams	BEL	Kosmic	Sport Karting Competition	11	9:22.563	4.991	50.321	6	91,214	11
12	642	Mike Hansen	DEN	First Kart	First Kart s.r.l	11	9:24.383	6.811	49.873	5	92,034	12
13	643	Mike Halder	GER	Swiss Hutless	Team DMV	11	9:25.414	7.842	50.574	10	90,758	13
14	604	Maximilian Fleischmann	GER	Intrepid	VPD Racing Team	11	9:25.541	7.969	50.002	8	91,796	14
15	631	Pascal Marschall	GER	CRG		11	9:25.619	8.047	50.037	5	91,732	15
16	625	Giel Bronder	NED	CRG	CRG Holland	11	9:28.088	10.516	50.230	8	91,380	16
17	614	Dennis Ladefoged	DEN	RK Kart	HL Kart Racing DK	11	9:28.740	11.168	50.162	4	91,504	17
18	630	Martin Gatz	GER	CRG	Matis Motorsport	11	9:29.114	11.542	50.596	5	90,719	18
19	601	Andreas Jensen	DEN	CRG	J S Racing	11	9:29.536	11.964	49.962	7	91,870	19
20	635	Tobias Widmer	SUI	RK Kart	Spirit Racing	11	9:29.790	12.218	50.251	5	91,341	20
21	608	Tiago Ribeiro	POR	Intrepid		11	9:29.876	12.304	50.112	7	91,595	21
22	606	Dennis Kroes	NED	Tonykart	Team Kroes	11	9:30.257	12.685	50.453	8	90,976	22
23	629	Peter Toth	HUN	CRG	Hargitai Racing Team	11	9:30.383	12.811	50.040	10	91,727	23
24	621	Georg Vann	EST	Tonykart	Raha24 Motorsport	11	9:30.494	12.922	50.218	11	91,401	24
25	652	Carl Cleirbaut	BEL	Haase	Target Racing Team	11	9:31.703	14.131	50.653	9	90,617	25
26	618	Tamsin Germain	GBR	Maddox	DG Racing	11	9:31.903	14.331	50.317	10	91,222	26
27	646	Florent Lambert	GBR	Haase	Tatum Racing	11	9:32.619	15.047	50.701	10	90,531	27
28	645	Alexandre Mata	POR	Intrepid	Mattkart.com	11	9:32.819	15.247	50.058	7	91,694	28
29	617	Phil Garrett	GBR	CRG		11	9:32.928	15.356	50.316	10	91,223	29
30	641	Jan MR Wunschek	AUT	Birel	Speedworld Academy	11	9:36.911	19.339	50.589	10	90,731	30
31	653	Remon Hannink	NED	Haase	Euro Indoor Karting	11	9:38.194	20.622	50.705	10	90,524	31
32	638	Jan van Assche	BEL	Parolin	Formula K Belgium	11	9:39.002	21.430	51.030	10	89,947	32
33	619	Vitalijus Gudzenko	LTU	Maranello	RKV Racing	11	9:45.312	27.740	51.503	6	89,121	33
34	622	Xen De Ruwe	BEL	Topkart	Slangen Karting	5	4:49.538	6 Laps	50.279	4	91,291	34

Announcements

These results are provisional until the conclusion of any judicial and technical matters
 Started: 34 Classified: 34 Not classified: 0

Margin of Victory	Ø km/h	Best Lap Tm	km/h	Best Lap by
0.618	90,553	49.786	92,195	626 - Kevin Ludi

Timekeeping Ingrid and Meik Wagner:  Clerk of the course Nigel Edwards: www.mylaps.com
 Steward (Chairman) Olivier Steveny: Chief Scrutineer Paul Klaassen: Licensed to: Motorsport Events
 Printed: 2011-05-28 14:55:34 posted at: h



ROTAX Euro Challenge Wackersdorf/Germany

Rotax DD2

Wackersdorf 1,275 Km

RACE 11 Qualifying Heat 2

2011-05-28 14:40

Race (11 Laps) started at 14:42:34

Lap	Lap Tm	Diff	Time of Day
(640) Christof Huibers			
1	52.179	+1.999	14:43:27.249
2	50.719	+0.539	14:44:17.968
3	50.510	+0.330	14:45:08.478
4	50.486	+0.306	14:45:58.964
5	50.180		14:46:49.144
6	50.349	+0.169	14:47:39.493
7	50.360	+0.180	14:48:29.853
8	50.487	+0.307	14:49:20.340
9	50.293	+0.113	14:50:10.633
10	50.266	+0.086	14:51:00.899
11	51.655	+1.475	14:51:52.554

Lap	Lap Tm	Diff	Time of Day
(613) Damien Vuillaume			
1	54.976	+5.102	14:43:30.790
2	51.058	+1.184	14:44:21.848
3	50.938	+1.064	14:45:12.786
4	50.143	+0.269	14:46:02.929
5	49.874		14:46:52.803
6	50.319	+0.445	14:47:43.122
7	50.074	+0.200	14:48:33.196
8	49.894	+0.020	14:49:23.090
9	49.905	+0.031	14:50:12.995
10	49.992	+0.118	14:51:02.987
11	50.185	+0.311	14:51:53.172

Lap	Lap Tm	Diff	Time of Day
(605) Simas Juodvirsis			
1	51.818	+1.596	14:43:26.800
2	50.985	+0.763	14:44:17.785
3	50.535	+0.313	14:45:08.320
4	50.462	+0.240	14:45:58.782
5	50.222		14:46:49.004
6	50.385	+0.163	14:47:39.389
7	50.319	+0.097	14:48:29.708
8	50.460	+0.238	14:49:20.168
9	50.248	+0.026	14:50:10.416
10	50.426	+0.204	14:51:00.842
11	52.346	+2.124	14:51:53.188

Lap	Lap Tm	Diff	Time of Day
(628) Jules Szymkowiak			
1	52.934	+2.800	14:43:28.124
2	50.725	+0.591	14:44:18.849
3	50.481	+0.347	14:45:09.330
4	50.304	+0.170	14:45:59.634
5	50.134		14:46:49.768
6	50.282	+0.148	14:47:40.050
7	50.214	+0.080	14:48:30.264
8	50.201	+0.067	14:49:20.465
9	50.305	+0.171	14:50:10.770
10	50.554	+0.420	14:51:01.324
11	51.866	+1.732	14:51:53.190

Lap	Lap Tm	Diff	Time of Day
(633) Mathias Detige			
1	53.942	+3.811	14:43:29.282
2	51.248	+1.117	14:44:20.530
3	50.317	+0.186	14:45:10.847
4	50.421	+0.290	14:46:01.268
5	50.131		14:46:51.399
6	50.420	+0.289	14:47:41.819
7	50.435	+0.304	14:48:32.254
8	50.154	+0.023	14:49:22.408
9	50.143	+0.012	14:50:12.551
10	50.553	+0.422	14:51:03.104
11	50.193	+0.062	14:51:53.297

Lap	Lap Tm	Diff	Time of Day
(612) Christophe Raymakers			
1	53.833	+3.495	14:43:28.828
2	51.059	+0.721	14:44:19.887
3	50.619	+0.281	14:45:10.506
4	50.957	+0.619	14:46:01.463
5	50.338		14:46:51.801
6	51.264	+0.926	14:47:43.065
7	50.741	+0.403	14:48:33.806
8	50.348	+0.010	14:49:24.154
9	50.581	+0.243	14:50:14.735
10	50.407	+0.069	14:51:05.142
11	50.550	+0.212	14:51:55.692

Lap	Lap Tm	Diff	Time of Day
(602) Patrick Pearce			
1	55.607	+5.501	14:43:31.544
2	51.139	+1.033	14:44:22.683
3	50.406	+0.300	14:45:13.089
4	50.351	+0.245	14:46:03.440
5	50.514	+0.408	14:46:53.954
6	50.106		14:47:44.060
7	50.231	+0.125	14:48:34.291
8	50.567	+0.461	14:49:24.858
9	50.685	+0.579	14:50:15.543
10	50.109	+0.003	14:51:05.652
11	50.165	+0.059	14:51:55.817

Lap	Lap Tm	Diff	Time of Day
(616) Jim Ringelberg			
1	53.184	+2.907	14:43:28.492
2	51.155	+0.878	14:44:19.647
3	50.655	+0.378	14:45:10.302
4	50.579	+0.302	14:46:00.881
5	50.398	+0.121	14:46:51.279
6	51.377	+1.100	14:47:42.656
7	51.694	+1.417	14:48:34.350
8	50.996	+0.719	14:49:25.346
9	50.456	+0.179	14:50:15.802
10	50.277		14:51:06.079
11	50.313	+0.036	14:51:56.392

Lap	Lap Tm	Diff	Time of Day
(626) Kevin Ludi			
1	55.300	+5.514	14:43:32.651
2	51.767	+1.981	14:44:24.418
3	50.356	+0.570	14:45:14.774
4	50.906	+1.120	14:46:05.680
5	49.982	+0.196	14:46:55.662
6	50.226	+0.440	14:47:45.888
7	50.422	+0.636	14:48:36.310
8	49.786		14:49:26.096
9	50.197	+0.411	14:50:16.293
10	50.259	+0.473	14:51:06.552
11	50.638	+0.852	14:51:57.190

Lap	Lap Tm	Diff	Time of Day
(632) Tristan Viidas			
1	53.728	+3.526	14:43:29.698
2	51.475	+1.273	14:44:21.173
3	50.955	+0.753	14:45:12.128
4	50.202		14:46:02.330
5	50.735	+0.533	14:46:53.065
6	50.265	+0.063	14:47:43.330
7	51.199	+0.997	14:48:34.529
8	50.500	+0.298	14:49:25.029
9	50.930	+0.728	14:50:15.959
10	50.458	+0.256	14:51:06.417
11	50.997	+0.795	14:51:57.414

Lap	Lap Tm	Diff	Time of Day
(615) Christophe Adams			

Lap	Lap Tm	Diff	Time of Day
1	54.090	+3.769	14:43:29.608
2	51.854	+1.533	14:44:21.462
3	51.268	+0.947	14:45:12.730
4	51.027	+0.706	14:46:03.757
5	50.679	+0.358	14:46:54.436
6	50.321		14:47:44.757
7	50.406	+0.085	14:48:35.163
8	50.478	+0.157	14:49:25.641
9	50.994	+0.673	14:50:16.635
10	50.414	+0.093	14:51:07.049
11	50.496	+0.175	14:51:57.545

Lap	Lap Tm	Diff	Time of Day
(642) Mike Hansen			
1	56.161	+6.288	14:43:32.808
2	51.806	+1.933	14:44:24.614
3	51.473	+1.600	14:45:16.087
4	50.787	+0.914	14:46:06.874
5	49.873		14:46:56.747
6	50.868	+0.995	14:47:47.615
7	50.087	+0.214	14:48:37.702
8	50.770	+0.897	14:49:28.472
9	50.443	+0.570	14:50:18.915
10	50.312	+0.439	14:51:09.227
11	50.138	+0.265	14:51:59.365

Lap	Lap Tm	Diff	Time of Day
(643) Mike Halder			
1	53.842	+3.268	14:43:29.092
2	51.666	+1.092	14:44:20.758
3	51.306	+0.732	14:45:12.064
4	51.259	+0.685	14:46:03.323
5	51.455	+0.881	14:46:54.778
6	50.893	+0.319	14:47:45.671
7	51.398	+0.824	14:48:37.069
8	51.078	+0.504	14:49:28.147
9	51.018	+0.444	14:50:19.165
10	50.574		14:51:09.739
11	50.657	+0.083	14:52:00.396

Lap	Lap Tm	Diff	Time of Day
(604) Maximilian Fleischmann			
1	56.204	+6.202	14:43:32.384
2	51.396	+1.394	14:44:23.780
3	50.685	+0.683	14:45:14.465
4	53.530	+3.528	14:46:07.995
5	50.170	+0.168	14:46:58.165
6	50.581	+0.579	14:47:48.746
7	50.526	+0.524	14:48:39.272
8	50.002		14:49:29.274
9	50.680	+0.678	14:50:19.954
10	50.002		14:51:09.956
11	50.567	+0.565	14:52:00.523

Lap	Lap Tm	Diff	Time of Day
(631) Pascal Marschall			
1	56.103	+6.066	14:43:32.442
2	52.095	+2.058	14:44:24.537
3	51.730	+1.693	14:45:16.267
4	50.781	+0.744	14:46:07.048
5	50.037		14:46:57.085
6	51.076	+1.039	14:47:48.161
7	50.585	+0.548	14:48:38.746
8	50.304	+0.267	14:49:29.050
9	50.950	+0.913	14:50:20.000
10	50.275	+0.238	14:51:10.275
11	50.326	+0.289	14:52:00.601

Lap	Lap Tm	Diff	Time of Day
(625) Giel Bronder			
1	57.957	+7.727	14:43:34.396

Timekeeping Ingrid and Meik Wagner:

Clerk of the course Nigel Edwards:

www.mylaps.com

Steward (Chairman) Olivier Steveny:

Chief Scrutineer Paul Klaassen:

Licensed to: Motorsport Events



ROTAX Euro Challenge Wackersdorf/Germany

Rotax DD2

Wackersdorf 1,275 Km

RACE 11 Qualifying Heat 2

2011-05-28 14:40

Race (11 Laps) started at 14:42:34

Lap	Lap Tm	Diff	Time of Day
2	51.500	+1.270	14:44:25.896
3	50.842	+0.612	14:45:16.738
4	52.036	+1.806	14:46:08.774
5	50.240	+0.010	14:46:59.014
6	50.415	+0.185	14:47:49.429
7	50.777	+0.547	14:48:40.206
8	50.230		14:49:30.436
9	50.287	+0.057	14:50:20.723
10	51.529	+1.299	14:51:12.252
11	50.818	+0.588	14:52:03.070

(614) Dennis Ladefoged

1	54.117	+3.955	14:43:29.805
2	51.107	+0.945	14:44:20.912
3	50.841	+0.679	14:45:11.753
4	50.162		14:46:01.915
5	50.254	+0.092	14:46:52.169
6	58.232	+8.070	14:47:50.401
7	50.509	+0.347	14:48:40.910
8	50.533	+0.371	14:49:31.443
9	50.414	+0.252	14:50:21.857
10	50.510	+0.348	14:51:12.367
11	51.355	+1.193	14:52:03.722

(630) Martin Gatz

1	54.966	+4.370	14:43:30.612
2	51.664	+1.068	14:44:22.276
3	51.016	+0.420	14:45:13.292
4	51.049	+0.453	14:46:04.341
5	50.596		14:46:54.937
6	51.162	+0.566	14:47:46.099
7	51.102	+0.506	14:48:37.201
8	51.507	+0.911	14:49:28.708
9	51.603	+1.007	14:50:20.311
10	51.882	+1.286	14:51:12.193
11	51.903	+1.307	14:52:04.096

(601) Andreas Jensen

1	1:00.459	+10.497	14:43:36.722
2	51.745	+1.783	14:44:28.467
3	50.554	+0.592	14:45:19.021
4	51.040	+1.078	14:46:10.061
5	50.598	+0.636	14:47:00.659
6	50.728	+0.766	14:47:51.387
7	49.962		14:48:41.349
8	50.323	+0.361	14:49:31.672
9	50.341	+0.379	14:50:22.013
10	50.428	+0.466	14:51:12.441
11	52.077	+2.115	14:52:04.518

(635) Tobias Widmer

1	56.383	+6.132	14:43:33.156
2	51.671	+1.420	14:44:24.827
3	51.696	+1.445	14:45:16.523
4	51.842	+1.591	14:46:08.365
5	50.251		14:46:58.616
6	50.566	+0.315	14:47:49.182
7	50.863	+0.612	14:48:40.045
8	50.546	+0.295	14:49:30.591
9	50.639	+0.388	14:50:21.230
10	51.171	+0.920	14:51:12.401
11	52.371	+2.120	14:52:04.772

(608) Tiago Ribeiro

1	56.350	+6.238	14:43:32.559
2	52.156	+2.044	14:44:24.715

Lap	Lap Tm	Diff	Time of Day
3	51.881	+1.769	14:45:16.596
4	52.506	+2.394	14:46:09.102
5	51.050	+0.938	14:47:00.152
6	50.349	+0.237	14:47:50.501
7	50.112		14:48:40.613
8	51.379	+1.267	14:49:31.992
9	50.170	+0.058	14:50:22.162
10	50.419	+0.307	14:51:12.581
11	52.277	+2.165	14:52:04.858

(606) Dennis Kroes

1	55.649	+5.196	14:43:31.373
2	51.730	+1.277	14:44:23.103
3	51.367	+0.914	14:45:14.470
4	51.494	+1.041	14:46:05.964
5	50.591	+0.138	14:46:56.555
6	51.480	+1.027	14:47:48.035
7	51.522	+1.069	14:48:39.557
8	50.453		14:49:30.010
9	51.318	+0.865	14:50:21.328
10	52.094	+1.641	14:51:13.422
11	51.817	+1.364	14:52:05.239

(629) Peter Toth

1	57.661	+7.621	14:43:35.761
2	52.827	+2.787	14:44:28.588
3	51.028	+0.988	14:45:19.616
4	51.123	+1.083	14:46:10.739
5	51.287	+1.247	14:47:02.026
6	50.200	+0.160	14:47:52.226
7	50.791	+0.751	14:48:43.017
8	50.313	+0.273	14:49:33.330
9	50.130	+0.090	14:50:23.460
10	50.040		14:51:13.500
11	51.865	+1.825	14:52:05.365

(621) Georg Vann

1	1:00.983	+10.765	14:43:37.284
2	51.838	+1.620	14:44:29.122
3	52.048	+1.830	14:45:21.170
4	50.568	+0.350	14:46:11.738
5	51.252	+1.034	14:47:02.990
6	50.356	+0.138	14:47:53.346
7	50.301	+0.083	14:48:43.647
8	50.301	+0.083	14:49:33.948
9	50.636	+0.418	14:50:24.584
10	50.674	+0.456	14:51:15.258
11	50.218		14:52:05.476

(652) Carl Cleirbaut

1	57.115	+6.462	14:43:34.325
2	52.537	+1.884	14:44:26.862
3	51.186	+0.533	14:45:18.048
4	51.560	+0.907	14:46:09.608
5	51.290	+0.637	14:47:00.898
6	50.902	+0.249	14:47:51.800
7	51.103	+0.450	14:48:42.903
8	50.808	+0.155	14:49:33.711
9	50.653		14:50:24.364
10	51.174	+0.521	14:51:15.538
11	51.147	+0.494	14:52:06.685

(618) Tamsin Germain

1	57.852	+7.535	14:43:35.882
2	52.860	+2.543	14:44:28.742
3	51.583	+1.266	14:45:20.325

Lap	Lap Tm	Diff	Time of Day
4	51.129	+0.812	14:46:11.454
5	50.939	+0.622	14:47:02.393
6	50.642	+0.325	14:47:53.035
7	50.876	+0.559	14:48:43.911
8	50.606	+0.289	14:49:34.517
9	51.033	+0.716	14:50:25.550
10	50.317		14:51:15.867
11	51.018	+0.701	14:52:06.885

(646) Florent Lambert

1	57.364	+6.663	14:43:34.251
2	51.944	+1.243	14:44:26.195
3	51.134	+0.433	14:45:17.329
4	51.676	+0.975	14:46:09.005
5	51.039	+0.338	14:47:00.044
6	51.612	+0.911	14:47:51.656
7	51.643	+0.942	14:48:43.299
8	51.149	+0.448	14:49:34.448
9	51.453	+0.752	14:50:25.901
10	50.701		14:51:16.602
11	50.999	+0.298	14:52:07.601

(645) Alexandre Mata

1	59.573	+9.515	14:43:37.172
2	52.932	+2.874	14:44:30.104
3	51.693	+1.635	14:45:21.797
4	50.843	+0.785	14:46:12.640
5	51.869	+1.811	14:47:04.509
6	51.245	+1.187	14:47:55.754
7	50.058		14:48:45.812
8	50.073	+0.015	14:49:35.885
9	51.323	+1.265	14:50:27.208
10	50.109	+0.051	14:51:17.317
11	50.484	+0.426	14:52:07.801

(617) Phil Garrett

1	57.288	+6.972	14:43:34.489
2	52.143	+1.827	14:44:26.632
3	51.046	+0.730	14:45:17.678
4	52.890	+2.574	14:46:10.568
5	52.742	+2.426	14:47:03.310
6	50.706	+0.390	14:47:54.016
7	50.772	+0.456	14:48:44.788
8	50.867	+0.551	14:49:35.655
9	51.219	+0.903	14:50:26.874
10	50.316		14:51:17.190
11	50.720	+0.404	14:52:07.910

(641) Jan MR Wunschek

1	58.042	+7.453	14:43:35.976
2	52.907	+2.318	14:44:28.883
3	52.627	+2.038	14:45:21.510
4	51.044	+0.455	14:46:12.554
5	52.495	+1.906	14:47:05.049
6	51.217	+0.628	14:47:56.266
7	51.820	+1.231	14:48:48.086
8	51.570	+0.981	14:49:39.656
9	50.607	+0.018	14:50:30.263
10	50.589		14:51:20.852
11	51.041	+0.452	14:52:11.893

(653) Remon Hannink

1	57.535	+6.830	14:43:35.676
2	52.387	+1.682	14:44:28.063
3	52.440	+1.735	14:45:20.503
4	51.789	+1.084	14:46:12.292

Timekeeping Ingrid and Meik Wagner:

Clerk of the course Nigel Edwards:

www.mylaps.com

Steward (Chairman) Olivier Stevny:

Chief Scrutineer Paul Klaassen:

Licensed to: Motorsport Events



ROTAX Euro Challenge Wackersdorf/Germany

Rotax DD2

Wackersdorf 1,275 Km

RACE 17 Qualifying Heat 3

2011-05-28 17:10


Race (11 Laps) started at 17:12:33

Pos	No.	Name	Nat.	Chassis	Race Team	Laps	Total Tm	Diff	Best Tm	In Lap	km/h	Points
1	605	Simas Juodvirsis	LTU	Gillard	RKV Racing	11	9:17.735		50.203	9	91,429	0
2	613	Damien Vuillaume	FRA	CRG	Freekart	11	9:18.278	0.543	49.848	9	92,080	2
3	640	Christof Huibers	BEL	Haase	Target Racing Team	11	9:18.397	0.662	50.031	7	91,743	3
4	601	Andreas Jensen	DEN	CRG	J S Racing	11	9:19.295	1.560	49.925	8	91,938	4
5	633	Mathias Detige	BEL	Gillard	DFK Racing Team	11	9:19.654	1.919	49.986	8	91,826	5
6	614	Dennis Ladefoged	DEN	RK Kart	HL Kart Racing DK	11	9:19.852	2.117	49.970	9	91,855	6
7	628	Jules Szymkowiak	BEL	Zanardi	Schepers Racing Service	11	9:19.997	2.262	50.125	7	91,571	7
8	612	Christophe Raymakers	BEL	Zanardi	RAW Racing	11	9:20.343	2.608	50.181	6	91,469	8
9	616	Jim Ringelberg	NED	Gillard	DFK Racing Team	11	9:21.208	3.473	50.221	9	91,396	9
10	604	Maximilian Fleischmann	GER	Intrepid	VPD Racing Team	11	9:22.086	4.351	50.015	10	91,772	10
11	622	Xen De Ruwe	BEL	Topkart	Slangen Karting	11	9:22.609	4.874	49.864	8	92,050	11
12	632	Tristan Viidas	EST	Maddox	Aix Racing Team	11	9:23.368	5.633	50.173	8	91,483	12
13	621	Georg Vann	EST	Tonykart	Raha24 Motorsport	11	9:24.550	6.815	50.077	11	91,659	13
14	642	Mike Hansen	DEN	First Kart	First Kart s.r.l	11	9:24.883	7.148	50.073	10	91,666	14
15	625	Giel Bronder	NED	CRG	CRG Holland	11	9:25.521	7.786	50.061	10	91,688	15
16	608	Tiago Ribeiro	POR	Intrepid		11	9:27.259	9.524	50.264	8	91,318	16
17	643	Mike Halder	GER	Swiss Hutless	Team DMV	11	9:27.785	10.050	50.763	8	90,420	17
18	630	Martin Gatz	GER	CRG	Matis Motorsport	11	9:28.973	11.238	50.671	11	90,584	18
19	626	Kevin Ludi	SUI	Birel	Spirit Racing	11	9:29.407	11.672	49.983	10	91,831	19
20	635	Tobias Widmer	SUI	RK Kart	Spirit Racing	11	9:29.598	11.863	50.357	10	91,149	20
21	606	Dennis Kroes	NED	Tonykart	Team Kroes	11	9:30.945	13.210	50.640	11	90,640	21
22	645	Alexandre Mata	POR	Intrepid	Mattkart.com	11	9:31.143	13.408	50.079	11	91,655	22
23	602	Patrick Pearce	GBR	Maddox	VZ Racing	11	9:32.043	14.308	50.051	6	91,706	23
24	615	Christophe Adams	BEL	Kosmic	Sport Karting Competition	11	9:34.086	16.351	50.621	5	90,674	24
25	629	Peter Toth	HUN	CRG	Hargitai Racing Team	11	9:34.185	16.450	50.287	5	91,276	25
26	646	Florent Lambert	GBR	Haase	Tatum Racing	11	9:35.141	17.406	51.012	5	89,979	26
27	653	Remon Hannink	NED	Haase	Euro Indoor Karting	11	9:35.357	17.622	50.788	7	90,376	27
28	631	Pascal Marschall	GER	CRG		11	9:35.460	17.725	50.069	6	91,673	28
29	641	Jan MR Wunschek	AUT	Birel	Speedworld Academy	11	9:36.475	18.740	50.550	7	90,801	29
30	652	Carl Cleirbaut	BEL	Haase	Target Racing Team	11	9:36.582	18.847	50.356	8	91,151	30
31	638	Jan van Assche	BEL	Parolin	Formula K Belgium	11	9:39.527	21.792	50.742	8	90,458	31
32	619	Vitalijus Gudzenko	LTU	Maranello	RKV Racing	11	9:48.954	31.219	51.822	6	88,572	32
33	618	Tamsin Germain	GBR	Maddox	DG Racing	11	9:53.433	35.698	50.308	11	91,238	33
34	617	Phil Garrett	GBR	CRG		3	2:43.957	8 Laps	51.275	3	89,517	34

Announcements

These results are provisional until the conclusion of any judicial and technical matters
 Started: 34 Classified: 34 Not classified:0

Margin of Victory	Ø km/h	Best Lap Tm	km/h	Best Lap by
0.543	90,527	49.848	92,080	613 - Damien Vuillaume

Timekeeping Ingrid and Meik Wagner:  Clerk of the course Nigel Edwards: www.mylaps.com
 Steward (Chairman) Olivier Steveny: Chief Scrutineer Paul Klaassen: Licensed to: Motorsport Events
 Printed: 2011-05-28 17:23:36 posted at: h



ROTAX Euro Challenge Wackersdorf/Germany

Rotax DD2

Wackersdorf 1,275 Km

RACE 17 Qualifying Heat 3

2011-05-28 17:10

Race (11 Laps) started at 17:12:33

Lap	Lap Tm	Diff	Time of Day
(605) Simas Juodvirsis			
1	52.042	+1.839	17:13:25.870
2	51.295	+1.092	17:14:17.165
3	51.184	+0.981	17:15:08.349
4	50.680	+0.477	17:15:59.029
5	50.531	+0.328	17:16:49.560
6	50.332	+0.129	17:17:39.892
7	50.207	+0.004	17:18:30.099
8	50.328	+0.125	17:19:20.427
9	50.203		17:20:10.630
10	50.455	+0.252	17:21:01.085
11	50.474	+0.271	17:21:51.559

Lap	Lap Tm	Diff	Time of Day
(613) Damien Vuillaume			
1	53.631	+3.783	17:13:28.346
2	50.685	+0.837	17:14:19.031
3	50.477	+0.629	17:15:09.508
4	51.135	+1.287	17:16:00.643
5	50.492	+0.644	17:16:51.135
6	50.223	+0.375	17:17:41.358
7	49.881	+0.033	17:18:31.239
8	50.039	+0.191	17:19:21.278
9	49.848		17:20:11.126
10	50.121	+0.273	17:21:01.247
11	50.855	+1.007	17:21:52.102

Lap	Lap Tm	Diff	Time of Day
(640) Christof Huibers			
1	52.121	+2.090	17:13:26.033
2	51.221	+1.190	17:14:17.254
3	51.023	+0.992	17:15:08.277
4	51.610	+1.579	17:15:59.887
5	50.111	+0.080	17:16:49.998
6	50.544	+0.513	17:17:40.542
7	50.031		17:18:30.573
8	50.115	+0.084	17:19:20.688
9	50.069	+0.038	17:20:10.757
10	50.416	+0.385	17:21:01.173
11	51.048	+1.017	17:21:52.221

Lap	Lap Tm	Diff	Time of Day
(601) Andreas Jensen			
1	53.963	+4.038	17:13:28.791
2	50.940	+1.015	17:14:19.731
3	50.558	+0.633	17:15:10.289
4	50.653	+0.728	17:16:00.942
5	50.543	+0.618	17:16:51.485
6	50.229	+0.304	17:17:41.714
7	50.007	+0.082	17:18:31.721
8	49.925		17:19:21.646
9	49.980	+0.055	17:20:11.626
10	50.969	+1.044	17:21:02.595
11	50.524	+0.599	17:21:53.119

Lap	Lap Tm	Diff	Time of Day
(633) Mathias Detige			
1	53.019	+3.033	17:13:27.240
2	50.860	+0.874	17:14:18.100
3	50.909	+0.923	17:15:09.009
4	51.048	+1.062	17:16:00.057
5	50.163	+0.177	17:16:50.220
6	51.591	+1.605	17:17:41.811
7	50.207	+0.221	17:18:32.018
8	49.986		17:19:22.004
9	50.035	+0.049	17:20:12.039
10	50.599	+0.613	17:21:02.638
11	50.840	+0.854	17:21:53.478

Lap	Lap Tm	Diff	Time of Day
(614) Dennis Ladefoged			
1	53.066	+3.096	17:13:27.543
2	51.235	+1.265	17:14:18.778
3	50.944	+0.974	17:15:09.722
4	50.775	+0.805	17:16:00.497
5	51.163	+1.193	17:16:51.660
6	50.240	+0.270	17:17:41.900
7	50.260	+0.290	17:18:32.160
8	50.256	+0.286	17:19:22.416
9	49.970		17:20:12.386
10	50.318	+0.348	17:21:02.704
11	50.972	+1.002	17:21:53.676

Lap	Lap Tm	Diff	Time of Day
(628) Jules Szymkowiak			
1	52.201	+2.076	17:13:26.271
2	51.096	+0.971	17:14:17.367
3	51.074	+0.949	17:15:08.441
4	51.120	+0.995	17:15:59.561
5	50.502	+0.377	17:16:50.063
6	50.809	+0.684	17:17:40.872
7	50.125		17:18:30.997
8	50.460	+0.335	17:19:21.457
9	50.386	+0.261	17:20:11.843
10	51.423	+1.298	17:21:03.266
11	50.555	+0.430	17:21:53.821

Lap	Lap Tm	Diff	Time of Day
(612) Christophe Raymakers			
1	53.038	+2.857	17:13:26.862
2	51.117	+0.936	17:14:17.979
3	51.358	+1.177	17:15:09.337
4	51.544	+1.363	17:16:00.881
5	51.266	+1.085	17:16:52.147
6	50.181		17:17:42.328
7	50.419	+0.238	17:18:32.747
8	50.268	+0.087	17:19:23.015
9	50.361	+0.180	17:20:13.376
10	50.342	+0.161	17:21:03.718
11	50.449	+0.268	17:21:54.167

Lap	Lap Tm	Diff	Time of Day
(616) Jim Ringelberg			
1	53.153	+2.932	17:13:27.444
2	51.064	+0.843	17:14:18.508
3	50.920	+0.699	17:15:09.428
4	52.281	+2.060	17:16:01.709
5	50.930	+0.709	17:16:52.639
6	50.595	+0.374	17:17:43.234
7	50.471	+0.250	17:18:33.705
8	50.461	+0.240	17:19:24.166
9	50.221		17:20:14.387
10	50.271	+0.050	17:21:04.658
11	50.374	+0.153	17:21:55.032

Lap	Lap Tm	Diff	Time of Day
(604) Maximilian Fleischmann			
1	55.102	+5.087	17:13:29.861
2	50.865	+0.850	17:14:20.726
3	50.989	+0.974	17:15:11.715
4	51.191	+1.176	17:16:02.906
5	51.066	+1.051	17:16:53.972
6	50.985	+0.970	17:17:44.957
7	50.229	+0.214	17:18:35.186
8	50.187	+0.172	17:19:25.373
9	50.211	+0.196	17:20:15.584
10	50.015		17:21:05.599
11	50.311	+0.296	17:21:55.910

Lap	Lap Tm	Diff	Time of Day
(622) Xen De Ruwe			

Lap	Lap Tm	Diff	Time of Day
1	56.321	+6.457	17:13:31.554
2	51.163	+1.299	17:14:22.717
3	50.545	+0.681	17:15:13.262
4	50.898	+1.034	17:16:04.160
5	50.624	+0.760	17:16:54.784
6	50.846	+0.982	17:17:45.630
7	50.955	+1.091	17:18:36.585
8	49.864		17:19:26.449
9	50.031	+0.167	17:20:16.480
10	50.011	+0.147	17:21:06.491
11	49.942	+0.078	17:21:56.433

Lap	Lap Tm	Diff	Time of Day
(632) Tristan Viidas			
1	53.947	+3.774	17:13:28.651
2	51.559	+1.386	17:14:20.210
3	50.791	+0.618	17:15:11.001
4	51.460	+1.287	17:16:02.461
5	50.924	+0.751	17:16:53.385
6	51.951	+1.778	17:17:45.336
7	50.456	+0.283	17:18:35.792
8	50.173		17:19:25.965
9	50.585	+0.412	17:20:16.550
10	50.380	+0.207	17:21:06.930
11	50.262	+0.089	17:21:57.192

Lap	Lap Tm	Diff	Time of Day
(621) Georg Vann			
1	55.421	+5.344	17:13:30.480
2	51.573	+1.496	17:14:22.053
3	50.348	+0.271	17:15:12.401
4	51.526	+1.449	17:16:03.927
5	50.772	+0.695	17:16:54.699
6	51.563	+1.486	17:17:46.262
7	51.259	+1.182	17:18:37.521
8	50.216	+0.139	17:19:27.737
9	50.437	+0.360	17:20:18.174
10	50.123	+0.046	17:21:08.297
11	50.077		17:21:58.374

Lap	Lap Tm	Diff	Time of Day
(642) Mike Hansen			
1	56.306	+6.233	17:13:31.488
2	51.157	+1.084	17:14:22.645
3	51.195	+1.122	17:15:13.840
4	50.662	+0.589	17:16:04.502
5	50.829	+0.756	17:16:55.331
6	51.194	+1.121	17:17:46.525
7	51.412	+1.339	17:18:37.937
8	50.156	+0.083	17:19:28.093
9	50.418	+0.345	17:20:18.511
10	50.073		17:21:08.584
11	50.123	+0.050	17:21:58.707

Lap	Lap Tm	Diff	Time of Day
(625) Giel Bronder			
1	57.340	+7.279	17:13:32.468
2	51.650	+1.589	17:14:24.118
3	50.625	+0.564	17:15:14.743
4	51.055	+0.994	17:16:05.798
5	50.726	+0.665	17:16:56.524
6	50.137	+0.076	17:17:46.661
7	51.560	+1.499	17:18:38.221
8	50.523	+0.462	17:19:28.744
9	50.382	+0.321	17:20:19.126
10	50.061		17:21:09.187
11	50.158	+0.097	17:21:59.345

Lap	Lap Tm	Diff	Time of Day
(608) Tiago Ribeiro			
1	54.742	+4.478	17:13:29.778

Timekeeping Ingrid and Meik Wagner:

Clerk of the course Nigel Edwards:

www.mylaps.com

Steward (Chairman) Olivier Steveny:

Chief Scrutineer Paul Klaassen:

Licensed to: Motorsport Events



ROTAX Euro Challenge Wackersdorf/Germany

Rotax DD2

Wackersdorf 1,275 Km

RACE 17 Qualifying Heat 3

2011-05-28 17:10

Race (11 Laps) started at 17:12:33

Lap	Lap Tm	Diff	Time of Day
2	51.609	+1.345	17:14:21.387
3	50.602	+0.338	17:15:11.989
4	52.445	+2.181	17:16:04.434
5	50.445	+0.181	17:16:54.879
6	51.479	+1.215	17:17:46.358
7	52.494	+2.230	17:18:38.852
8	50.264		17:19:29.116
9	50.345	+0.081	17:20:19.461
10	51.029	+0.765	17:21:10.490
11	50.593	+0.329	17:22:01.083

(643) Mike Halder

1	54.463	+3.700	17:13:28.495
2	51.646	+0.883	17:14:20.141
3	51.089	+0.326	17:15:11.230
4	51.483	+0.720	17:16:02.713
5	51.460	+0.697	17:16:54.173
6	51.395	+0.632	17:17:45.568
7	51.340	+0.577	17:18:36.908
8	50.763		17:19:27.671
9	51.709	+0.946	17:20:19.380
10	51.037	+0.274	17:21:10.417
11	51.192	+0.429	17:22:01.609

(630) Martin Gatz

1	53.403	+2.732	17:13:27.922
2	51.997	+1.326	17:14:19.919
3	50.952	+0.281	17:15:10.871
4	51.531	+0.860	17:16:02.402
5	51.117	+0.446	17:16:53.519
6	51.881	+1.210	17:17:45.400
7	53.617	+2.946	17:18:39.017
8	51.094	+0.423	17:19:30.111
9	51.073	+0.402	17:20:21.184
10	50.942	+0.271	17:21:12.126
11	50.671		17:22:02.797

(626) Kevin Ludi

1	57.618	+7.635	17:13:33.816
2	51.659	+1.676	17:14:25.475
3	51.185	+1.202	17:15:16.660
4	51.155	+1.172	17:16:07.815
5	50.227	+0.244	17:16:58.042
6	50.074	+0.091	17:17:48.116
7	52.912	+2.929	17:18:41.028
8	51.059	+1.076	17:19:32.087
9	50.422	+0.439	17:20:22.509
10	49.983		17:21:12.492
11	50.739	+0.756	17:22:03.231

(635) Tobias Widmer

1	55.372	+5.015	17:13:30.727
2	51.699	+1.342	17:14:22.426
3	52.091	+1.734	17:15:14.517
4	51.048	+0.691	17:16:05.565
5	50.507	+0.150	17:16:56.072
6	50.774	+0.417	17:17:46.846
7	53.435	+3.078	17:18:40.281
8	51.099	+0.742	17:19:31.380
9	50.439	+0.082	17:20:21.819
10	50.357		17:21:12.176
11	51.246	+0.889	17:22:03.422

(606) Dennis Kroes

1	54.395	+3.755	17:13:29.022
2	51.533	+0.893	17:14:20.555

Lap	Lap Tm	Diff	Time of Day
3	51.348	+0.708	17:15:11.903
4	51.412	+0.772	17:16:03.315
5	51.130	+0.490	17:16:54.445
6	51.690	+1.050	17:17:46.135
7	51.611	+0.971	17:18:37.746
8	54.273	+3.633	17:19:32.019
9	51.427	+0.787	17:20:23.446
10	50.683	+0.043	17:21:14.129
11	50.640		17:22:04.769

(645) Alexandre Mata

1	56.769	+6.690	17:13:33.280
2	51.172	+1.093	17:14:24.452
3	51.574	+1.495	17:15:16.026
4	50.528	+0.449	17:16:06.554
5	50.246	+0.167	17:16:56.800
6	50.284	+0.205	17:17:47.084
7	54.100	+4.021	17:18:41.184
8	51.253	+1.174	17:19:32.437
9	52.340	+2.261	17:20:24.777
10	50.111	+0.032	17:21:14.888
11	50.079		17:22:04.967

(602) Patrick Pearce

1	58.868	+8.817	17:13:33.682
2	51.480	+1.429	17:14:25.162
3	51.666	+1.615	17:15:16.828
4	51.183	+1.132	17:16:08.011
5	50.287	+0.236	17:16:58.298
6	50.051		17:17:48.349
7	52.276	+2.225	17:18:40.625
8	52.132	+2.081	17:19:32.757
9	52.523	+2.472	17:20:25.280
10	50.429	+0.378	17:21:15.709
11	50.158	+0.107	17:22:05.867

(615) Christophe Adams

1	1:00.196	+9.575	17:13:34.511
2	52.421	+1.800	17:14:26.932
3	50.983	+0.362	17:15:17.915
4	50.917	+0.296	17:16:08.832
5	50.621		17:16:59.453
6	50.787	+0.166	17:17:50.240
7	51.130	+0.509	17:18:41.370
8	51.538	+0.917	17:19:32.908
9	52.231	+1.610	17:20:25.139
10	51.796	+1.175	17:21:16.935
11	50.975	+0.354	17:22:07.910

(629) Peter Toth

1	58.138	+7.851	17:13:35.278
2	53.255	+2.968	17:14:28.533
3	50.387	+0.100	17:15:18.920
4	51.046	+0.759	17:16:09.966
5	50.287		17:17:00.253
6	51.581	+1.294	17:17:51.834
7	50.358	+0.071	17:18:42.192
8	50.811	+0.524	17:19:33.003
9	52.589	+2.302	17:20:25.592
10	51.043	+0.756	17:21:16.635
11	51.374	+1.087	17:22:08.009

(646) Florent Lambert

1	56.944	+5.932	17:13:32.282
2	52.066	+1.054	17:14:24.348
3	51.763	+0.751	17:15:16.111

Lap	Lap Tm	Diff	Time of Day
4	52.222	+1.210	17:16:08.333
5	51.012		17:16:59.345
6	53.169	+2.157	17:17:52.514
7	51.119	+0.107	17:18:43.633
8	51.188	+0.176	17:19:34.821
9	51.375	+0.363	17:20:26.196
10	51.446	+0.434	17:21:17.642
11	51.323	+0.311	17:22:08.965

(653) Remon Hannink

1	56.714	+5.926	17:13:34.237
2	52.589	+1.801	17:14:26.826
3	51.379	+0.591	17:15:18.205
4	52.928	+2.140	17:16:11.133
5	50.993	+0.205	17:17:02.126
6	50.897	+0.109	17:17:53.023
7	50.788		17:18:43.811
8	51.305	+0.517	17:19:35.116
9	51.337	+0.549	17:20:26.453
10	51.343	+0.555	17:21:17.796
11	51.385	+0.597	17:22:09.181

(631) Pascal Marschall

1	57.044	+6.975	17:13:31.922
2	51.484	+1.415	17:14:23.406
3	1:01.190	+11.121	17:15:24.596
4	50.372	+0.303	17:16:14.968
5	50.438	+0.369	17:17:05.406
6	50.069		17:17:55.475
7	50.800	+0.731	17:18:46.275
8	50.329	+0.260	17:19:36.604
9	50.468	+0.399	17:20:27.072
10	51.884	+1.815	17:21:18.956
11	50.328	+0.259	17:22:09.284

(641) Jan MR Wunschek

1	56.776	+6.226	17:13:33.586
2	51.266	+0.716	17:14:24.852
3	52.980	+2.430	17:15:17.832
4	53.748	+3.198	17:16:11.580
5	50.730	+0.180	17:17:02.310
6	51.087	+0.537	17:17:53.397
7	50.550		17:18:43.947
8	51.231	+0.681	17:19:35.178
9	51.802	+1.252	17:20:26.980
10	52.347	+1.797	17:21:19.327
11	50.972	+0.422	17:22:10.299

(652) Carl Cleirbaut

1	56.080	+5.724	17:13:31.741
2	51.414	+1.058	17:14:23.155
3	59.702	+9.346	17:15:22.857
4	50.941	+0.585	17:16:13.798
5	50.825	+0.469	17:17:04.623
6	50.799	+0.443	17:17:55.422
7	51.049	+0.693	17:18:46.471
8	50.356		17:19:36.827
9	50.622	+0.266	17:20:27.449
10	51.988	+1.632	17:21:19.437
11	50.969	+0.613	17:22:10.406

(638) Jan van Assche

1	57.868	+7.126	17:13:34.918
2	59.275	+8.533	17:14:34.193
3	51.618	+0.876	17:15:25.811
4	51.072	+0.330	17:16:16.883

Timekeeping Ingrid and Meik Wagner:

Clerk of the course Nigel Edwards:

www.mylaps.com

Steward (Chairman) Olivier Steveny:

Chief Scrutineer Paul Klaassen:

Licensed to: Motorsport Events



Rotax Max Euro Challenge 2011

Rotax Max DD2

Wackersdorf / Germany

Ranking after Heats

Pos.	No.	Firstname	Lastname	Nat.	Chassis	Race Team	QP	Points	Diff.	QH1	QH2	QH3
1	605	Simas	Juodvirsis	LTU	Gillard	RKV Racing	1	3		0	3	0
2	613	Damien	Vuillaume	FRA	CRG	Freekart	13	6	-3	2	2	2
3	628	Jules	Szymkowiak	BEL	Zanardi	Schepers Racing Service	5	14	-11	3	4	7
4	633	Mathias	Detige	BEL	Gillard	DFK Racing Team	6	17	-14	7	5	5
5	612	Christophe	Raymakers	BEL	Zanardi	RAW Racing	2	19	-16	5	6	8
6	640	Christof	Huibers	BEL	Haase	Target Racing Team	3	22	-19	19	0	3
7	616	Jim	Ringelberg	NED	Gillard	DFK Racing Team	7	23	-20	6	8	9
8	614	Dennis	Ladefoged	DEN	RK Kart	HL Kart Racing DK	10	27	-24	4	17	6
9	632	Tristan	Viidas	EST	Maddox	Aix Racing Team	12	31	-28	9	10	12
10	604	Maximilian	Fleischmann	GER	Intrepid	VPD Racing Team	14	35	-32	11	14	10
11	626	Kevin	Ludi	SUI	Birel	Spirit Racing	28	36	-33	8	9	19
12	642	Mike	Hansen	DEN	First Kart	First Kart s.r.l	21	39	-36	13	12	14
13	602	Patrick	Pearce	GBR	Maddox	VZ Racing	15	42	-39	12	7	23
14	615	Christophe	Adams	BEL	Kosmic	Sport Karting Competition	8	45	-42	10	11	24
15	625	Giel	Bronder	NED	CRG	CRG Holland	20	47	-44	16	16	15
16	643	Mike	Halder	GER	Swiss Hutless	Team DMV	4	48	-45	18	13	17
17	601	Andreas	Jensen	DEN	CRG	J S Racing	16	51	-48	28	19	4
18	630	Martin	Gatz	GER	CRG	Matis Motorsport	9	56	-53	20	18	18
19	631	Pascal	Marschall	GER	CRG		18	57	-54	14	15	28
20	608	Tiago	Ribeiro	POR	Intrepid		17	60	-57	23	21	16
21	622	Xen	De Ruwe	BEL	Topkart	Slangen Karting	22	62	-59	17	34	11
22	635	Tobias	Widmer	SUI	RK Kart	Spirit Racing	23	65	-62	25	20	20
23	621	Georg	Vann	EST	Tonykart	Raha24 Motorsport	19	67	-64	30	24	13
24	629	Peter	Toth	HUN	CRG	Hargitai Racing Team	34	69	-66	21	23	25
25	652	Carl	Cleirbaut	BEL	Haase	Target Racing Team	26	70	-67	15	25	30
26	646	Florent	Lambert	GBR	Haase	Tatum Racing	24	75	-72	22	27	26
27	645	Alexandre	Mata	POR	Intrepid	Mattkart.com	30	76	-73	26	28	22
28	606	Dennis	Kroes	NED	Tonykart	Team Kroes	11	77	-74	34	22	21
29	641	Jan MR	Wunschek	AUT	Birel	Speedworld Academy	32	83	-80	24	30	29
30	618	Tamsin	Germain	GBR	Maddox	DG Racing	31	86	-83	27	26	33
31	653	Remon	Hannink	NED	Haase	Euro Indoor Karting	33	89	-86	31	31	27
32	617	Phil	Garrett	GBR	CRG		27	92	-89	29	29	34
33	638	Jan	van Assche	BEL	Parolin	Formula K Belgium	29	96	-93	33	32	31
34	619	Vitalijus	Gudzenko	LTU	Maranello	RKV Racing	25	97	-94	32	33	32

Pos. 1 - 34 qualified for Prefinal

Announcements:

These results are provisional until the conclusion of any judicial and technical matters

Clerk of the course Nigel Edwards:

Stewards (Chairman) Olivier Stevny:

Timekeeping Ingrid and Meik Wagner:

Scrutineer Paul Klaassen:

Printed: 28-05-2011 18:12

Posted at: h

Rotax Max Euro Challenge 20
 Class: Rotax Max DD2
 Date/Time: 29-05-2011 11:20

Track: Wackersdorf / Germany
 Heat: Prefinal
 Laps: 14

Edition1

Jan van Assche	638	Points 96 Quali Rank 29	17	Vitalijus Gudzenko	619	Points 97 Quali Rank 25
	33				34	
Remon Hannink	653	Points 89 Quali Rank 33	16	Phil Garrett	617	Points 92 Quali Rank 27
	31				32	
Jan MR Wunschek	641	Points 83 Quali Rank 32	15	Tamsin Germain	618	Points 86 Quali Rank 31
	29				30	
Alexandre Mata	645	Points 76 Quali Rank 30	14	Dennis Kroes	606	Points 77 Quali Rank 11
	27				28	
Carl Cleirbaut	652	Points 70 Quali Rank 26	13	Florent Lambert	646	Points 75 Quali Rank 24
	25				26	
Georg Vann	621	Points 67 Quali Rank 19	12	Peter Toth	629	Points 69 Quali Rank 34
	23				24	
Xen De Ruwe	622	Points 62 Quali Rank 22	11	Tobias Widmer	635	Points 65 Quali Rank 23
	21				22	
Pascal Marschall	631	Points 57 Quali Rank 18	10	Tiago Ribeiro	608	Points 60 Quali Rank 17
	19				20	
Andreas Jensen	601	Points 51 Quali Rank 16	9	Martin Gatz	630	Points 56 Quali Rank 9
	17				18	
Giel Bronder	625	Points 47 Quali Rank 20	8	Mike Halder	643	Points 48 Quali Rank 4
	15				16	
Patrick Pearce	602	Points 42 Quali Rank 15	7	Christophe Adams	615	Points 45 Quali Rank 8
	13				14	
Kevin Ludi	626	Points 36 Quali Rank 28	6	Mike Hansen	642	Points 39 Quali Rank 21
	11				12	
Tristan Viidas	632	Points 31 Quali Rank 12	5	Maximilian Fleischmann	604	Points 35 Quali Rank 14
	9				10	
Jim Ringelberg	616	Points 23 Quali Rank 7	4	Dennis Ladefoged	614	Points 27 Quali Rank 10
	7				8	
Christophe Raymakers	612	Points 19 Quali Rank 2	3	Christof Huibers	640	Points 22 Quali Rank 3
	5				6	
Jules Szymkowiak	628	Points 14 Quali Rank 5	2	Mathias Detige	633	Points 17 Quali Rank 6
	3				4	
Simas Juodvirsis	605	Points 3 Quali Rank 1	1	Damien Vuillaume	613	Points 6 Quali Rank 13
	1				2	

Pole Position

Clerk of the course Nigel Edwards:
 Stewards (Chairman) Olivier Steveny:


Scrutineer Paul Klaassen:
 Timekeeping Ingrid/Meik Wagner:



ROTAX Euro Challenge Wackersdorf/Germany

Rotax DD2 Wackersdorf 1,275 Km
 Warm up Sunday 2011-05-29 09:30
 Practice (5:00 Time) started at 9:30:00

Pos	No.	Name	Nat.	Chassis	Race Team	Laps	Best Tm	Diff	Gap In Lap	km/h	
1	626	Kevin Ludi	SUI	Birel	Spirit Racing	5	49.984		3	91,829	
2	632	Tristan Viidas	EST	Maddox	Aix Racing Team	5	50.075	0.091	0.091	3	91,663
3	622	Xen De Ruwe	BEL	Topkart	Slangen Karting	5	50.095	0.111	0.020	5	91,626
4	640	Christof Huibers	BEL	Haase	Target Racing Team	5	50.107	0.123	0.012	4	91,604
5	601	Andreas Jensen	DEN	CRG	J S Racing	5	50.146	0.162	0.039	4	91,533
6	616	Jim Ringelberg	NED	Gillard	DFK Racing Team	5	50.146	0.162		5	91,533
7	608	Tiago Ribeiro	POR	FA Kart	Team Cabo Do Mundo	5	50.167	0.183	0.021	5	91,494
8	605	Simas Juodvirsis	LTU	Gillard	RKV Racing Team	5	50.226	0.242	0.059	5	91,387
9	604	Maximilian Fleischmann	GER	Intrepid	VPD Racing Team	5	50.239	0.255	0.013	4	91,363
10	642	Mike Hansen	DEN	First Kart	First Kart s.r.l	5	50.296	0.312	0.057	5	91,260
11	614	Dennis Ladefoged	DEN	RK Kart	HL Kart Racing DK	5	50.310	0.326	0.014	3	91,234
12	629	Peter Toth	HUN	CRG	Hargitai Racing Team	5	50.406	0.422	0.096	4	91,061
13	635	Tobias Widmer	SUI	RK Kart	Spirit Racing	5	50.434	0.450	0.028	5	91,010
14	628	Jules Szymkowiak	BEL	Zanardi	RAW Racing Team	5	50.449	0.465	0.015	4	90,983
15	631	Pascal Marschall	GER	CRG		5	50.536	0.552	0.087	5	90,826
16	602	Patrick Pearce	GBR	Maddox	VZ Racing	5	50.582	0.598	0.046	4	90,744
17	615	Christophe Adams	BEL	Kosmic	Sport Karting Competition	5	50.602	0.618	0.020	4	90,708
18	641	Jan MR Wunschek	AUT	Birel	Speedworld Academy	5	50.608	0.624	0.006	3	90,697
19	645	Alexandre Mata	POR	FA Kart	Mattkart.com	5	50.617	0.633	0.009	2	90,681
20	612	Christophe Raymakers	BEL	Zanardi	RAW Racing Team	5	50.627	0.643	0.010	5	90,663
21	625	Giel Bronder	NED	CRG	CRG Holland	5	50.662	0.678	0.035	2	90,600
22	618	Tamsin Germain	GBR	Maddox	DG Racing	5	50.738	0.754	0.076	3	90,465
23	630	Martin Gatz	GER	CRG	Matis Motorsport	5	50.795	0.811	0.057	5	90,363
24	617	Phil Garrett	GBR	CRG		5	50.833	0.849	0.038	3	90,296
25	643	Mike Halder	GER	Swiss Hutless	Team DMV	5	50.862	0.878	0.029	3	90,244
26	606	Dennis Kroes	NED	Tonykart	Team Kroes	5	50.893	0.909	0.031	3	90,189
27	652	Carl Cleirbaut	BEL	Haase	Target Racing Team	5	51.000	1.016	0.107	5	90,000
28	613	Damien Vuillaume	FRA	CRG	Freekart	5	51.074	1.090	0.074	4	89,870
29	653	Remon Hannink	NED	Haase	Euro Indoor Karting	5	51.156	1.172	0.082	3	89,726
30	646	Florent Lambert	GBR	Haase	Tatum Racing	5	51.157	1.173	0.001	4	89,724
31	638	Jan van Assche	BEL	Parolin	Formula K Belgium	5	51.804	1.820	0.647	3	88,603
32	619	Vitalijus Gudzenko	LTU	Gillard	RKV Racing Team	5	52.312	2.328	0.508	5	87,743
33	633	Mathias Detige	BEL	Gillard	DFK Racing Team					0	-

Timekeeping Ingrid and Meik Wagner:  Clerk of the course Nigel Edwards: www.mylaps.com
 Steward (Chairman) Olivier Steveny: Chief Scrutineer Paul Klaassen: Licensed to: Motorsport Events
 Printed: 2011-05-29 09:35:56 posted at: h



ROTAX Euro Challenge Wackersdorf/Germany

Rotax DD2

Wackersdorf 1,275 Km

Warm up Sunday

2011-05-29 09:30

Practice (5:00 Time) started at 9:30:01

Lap	Lap Tm	Diff	Time of Day
(626) Kevin Ludi			
1	50.982	+0.998	9:32:10.237
2	50.225	+0.241	9:33:00.462
3	49.984		9:33:50.446
4	50.170	+0.186	9:34:40.616
5	50.157	+0.173	9:35:30.773
(632) Tristan Viidas			
1	51.115	+1.040	9:31:52.864
2	50.541	+0.466	9:32:43.405
3	50.075		9:33:33.480
4	50.272	+0.197	9:34:23.752
5	50.828	+0.753	9:35:14.580
(622) Xen De Ruwe			
1	51.087	+0.992	9:31:49.183
2	50.459	+0.364	9:32:39.642
3	50.467	+0.372	9:33:30.109
4	50.176	+0.081	9:34:20.285
5	50.095		9:35:10.380
(640) Christof Huibers			
1	51.525	+1.418	9:31:50.388
2	50.695	+0.588	9:32:41.083
3	50.212	+0.105	9:33:31.295
4	50.107		9:34:21.402
5	50.194	+0.087	9:35:11.596
(601) Andreas Jensen			
1	51.295	+1.149	9:32:08.013
2	50.642	+0.496	9:32:58.655
3	50.605	+0.459	9:33:49.260
4	50.146		9:34:39.406
5	50.194	+0.048	9:35:29.600
(616) Jim Ringelberg			
1	51.846	+1.700	9:31:54.428
2	50.984	+0.838	9:32:45.412
3	50.298	+0.152	9:33:35.710
4	50.251	+0.105	9:34:25.961
5	50.146		9:35:16.107
(608) Tiago Ribeiro			
1	51.990	+1.823	9:31:55.780
2	50.904	+0.737	9:32:46.684
3	51.177	+1.010	9:33:37.861
4	50.744	+0.577	9:34:28.605
5	50.167		9:35:18.772
(605) Simas Juodvirsis			
1	52.101	+1.875	9:31:53.593
2	50.789	+0.563	9:32:44.382
3	50.289	+0.063	9:33:34.671
4	50.259	+0.033	9:34:24.930
5	50.226		9:35:15.156
(604) Maximilian Fleischmann			
1	51.664	+1.425	9:31:52.709
2	51.487	+1.248	9:32:44.196
3	50.753	+0.514	9:33:34.949
4	50.239		9:34:25.188
5	51.644	+1.405	9:35:16.832
(642) Mike Hansen			
1	51.139	+0.843	9:31:50.632

Lap	Lap Tm	Diff	Time of Day
2	51.016	+0.720	9:32:41.648
3	50.616	+0.320	9:33:32.264
4	50.416	+0.120	9:34:22.680
5	50.296		9:35:12.976
(614) Dennis Ladefoged			
1	57.918	+7.608	9:31:59.540
2	51.027	+0.717	9:32:50.567
3	50.310		9:33:40.877
4	50.355	+0.045	9:34:31.232
5	53.044	+2.734	9:35:24.276
(629) Peter Toth			
1	51.576	+1.170	9:31:46.615
2	50.932	+0.526	9:32:37.547
3	51.388	+0.982	9:33:28.935
4	50.406		9:34:19.341
5	50.691	+0.285	9:35:10.032
(635) Tobias Widmer			
1	51.451	+1.017	9:32:08.554
2	50.755	+0.321	9:32:59.309
3	50.799	+0.365	9:33:50.108
4	50.843	+0.409	9:34:40.951
5	50.434		9:35:31.385
(628) Jules Szymkowiak			
1	51.345	+0.896	9:31:47.321
2	50.606	+0.157	9:32:37.927
3	50.851	+0.402	9:33:28.778
4	50.449		9:34:19.227
5	50.546	+0.097	9:35:09.773
(631) Pascal Marschall			
1	50.956	+0.420	9:31:50.784
2	51.343	+0.807	9:32:42.127
3	50.766	+0.230	9:33:32.893
4	50.592	+0.056	9:34:23.485
5	50.536		9:35:14.021
(602) Patrick Pearce			
1	51.076	+0.494	9:31:51.121
2	50.877	+0.295	9:32:41.998
3	50.629	+0.047	9:33:32.627
4	50.582		9:34:23.209
5	52.617	+2.035	9:35:15.826
(615) Christophe Adams			
1	51.711	+1.109	9:31:52.520
2	53.413	+2.811	9:32:45.933
3	51.016	+0.414	9:33:36.949
4	50.602		9:34:27.551
5	50.788	+0.186	9:35:18.339
(641) Jan MR Wunschek			
1	51.653	+1.045	9:32:10.016
2	51.320	+0.712	9:33:01.336
3	50.608		9:33:51.944
4	51.603	+0.995	9:34:43.547
5	51.004	+0.396	9:35:34.551
(645) Alexandre Mata			
1	53.803	+3.186	9:32:09.543
2	50.617		9:33:00.160
3	50.851	+0.234	9:33:51.011
4	50.890	+0.273	9:34:41.901

Lap	Lap Tm	Diff	Time of Day
5	50.826	+0.209	9:35:32.727
(612) Christophe Raymakers			
1	51.595	+0.968	9:31:49.408
2	51.036	+0.409	9:32:40.444
3	51.589	+0.962	9:33:32.033
4	51.289	+0.662	9:34:23.322
5	50.627		9:35:13.949
(625) Giel Bronder			
1	52.228	+1.566	9:31:56.687
2	50.662		9:32:47.349
3	50.685	+0.023	9:33:38.034
4	50.724	+0.062	9:34:28.758
5	50.972	+0.310	9:35:19.730
(618) Tamsin Germain			
1	52.017	+1.279	9:32:02.746
2	51.866	+1.128	9:32:54.612
3	50.738		9:33:45.350
4	51.784	+1.046	9:34:37.134
5	50.768	+0.030	9:35:27.902
(630) Martin Gatz			
1	52.503	+1.708	9:31:55.593
2	51.015	+0.220	9:32:46.608
3	51.115	+0.320	9:33:37.723
4	51.570	+0.775	9:34:29.293
5	50.795		9:35:20.088
(617) Phil Garrett			
1	52.425	+1.592	9:32:02.303
2	51.921	+1.088	9:32:54.224
3	50.833		9:33:45.057
4	51.646	+0.813	9:34:36.703
5	51.302	+0.469	9:35:28.005
(643) Mike Halder			
1	52.604	+1.742	9:32:02.199
2	51.681	+0.819	9:32:53.880
3	50.862		9:33:44.742
4	51.500	+0.638	9:34:36.242
5	51.399	+0.537	9:35:27.641
(606) Dennis Kroes			
1	52.618	+1.725	9:32:01.962
2	51.592	+0.699	9:32:53.554
3	50.893		9:33:44.447
4	51.455	+0.562	9:34:35.902
5	51.173	+0.280	9:35:27.075
(652) Carl Cleirbaut			
1	52.678	+1.678	9:32:01.053
2	51.087	+0.087	9:32:52.140
3	51.023	+0.023	9:33:43.163
4	51.103	+0.103	9:34:34.266
5	51.000		9:35:25.266
(613) Damien Vuillaume			
1	51.481	+0.407	9:31:50.079
2	51.361	+0.287	9:32:41.440
3	51.087	+0.013	9:33:32.527
4	51.074		9:34:23.601
5	51.109	+0.035	9:35:14.710
(653) Remon Hannink			

Timekeeping Ingrid and Meik Wagner:

Clerk of the course Nigel Edwards:

www.mylaps.com

Steward (Chairman) Olivier Stevny:

Chief Scrutineer Paul Klaassen:

Licensed to: Motorsport Events



ROTAX Euro Challenge Wackersdorf/Germany

Rotax DD2 Wackersdorf 1,275 Km
 Warm up Sunday 2011-05-29 09:30

Practice (5:00 Time) started at 9:30:01

Lap	Lap Tm	Diff	Time of Day
1	52.706	+1.550	9:31:56.971
2	51.276	+0.120	9:32:48.247
3	51.156		9:33:39.403
4	51.344	+0.188	9:34:30.747
5	51.711	+0.555	9:35:22.458
<hr/>			
(646) Florent Lambert			
1	52.736	+1.579	9:31:55.687
2	51.580	+0.423	9:32:47.267
3	51.471	+0.314	9:33:38.738
4	51.157		9:34:29.895
5	51.277	+0.120	9:35:21.172
<hr/>			
(638) Jan van Assche			
1	53.613	+1.809	9:32:00.204
2	52.321	+0.517	9:32:52.525
3	51.804		9:33:44.329
4	54.198	+2.394	9:34:38.527
5	52.716	+0.912	9:35:31.243
<hr/>			
(619) Vitalijus Gudzenko			
1	54.332	+2.020	9:32:01.652
2	55.397	+3.085	9:32:57.049
3	53.311	+0.999	9:33:50.360
4	53.478	+1.166	9:34:43.838
5	52.312		9:35:36.150

Lap	Lap Tm	Diff	Time of Day
-----	--------	------	-------------

Lap	Lap Tm	Diff	Time of Day
-----	--------	------	-------------



ROTAX Euro Challenge Wackersdorf/Germany

Rotax DD2

Wackersdorf 1,275 Km

Pre-Final **-NEW-**

2011-05-29 11:20


Race (14 Laps) started at 11:22:30

Pos	No.	Name	Nat.	Chassis	Race Team	Laps	Total Tm	Diff	Best Tm	In Lap	km/h	Points
1	605	Simas Juodvirsis	LTU	Gillard	RKV Racing Team	14	11:51.756		49.989	12	91,820	34
2	628	Jules Szymkowiak	BEL	Zanardi	RAW Racing Team	14	11:52.044	0.288	50.203	12	91,429	33
3	633	Mathias Detige	BEL	Gillard	DFK Racing Team	14	11:52.274	0.518	50.059	11	91,692	32
4	613	Damien Vuillaume	FRA	CRG	Freekart	14	11:52.713	0.957	49.969	11	91,857	31
5	626	Kevin Ludi	SUI	Birel	Spirit Racing	14	11:53.001	1.245	49.736	12	92,287	30
6	640	Christof Huibers	BEL	Haase	Target Racing Team	14	11:53.149	1.393	49.930	12	91,929	29
7	642	Mike Hansen	DEN	First Kart	First Kart s.r.l	14	11:53.416	1.660	49.737	12	92,285	28
8	622	Xen De Ruwe	BEL	Topkart	Slangen Karting	14	11:53.533	1.777	50.063	10	91,684	27
9	614	Dennis Ladefoged	DEN	RK Kart	HL Kart Racing DK	14	11:54.104	2.348	50.188	12	91,456	26
10	631	Pascal Marschall	GER	CRG		14	11:55.506	3.750	50.062	12	91,686	25
11	608	Tiago Ribeiro	POR	FA Kart	Team Cabo Do Mundo	14	11:57.037	5.281	50.058	8	91,694	24
12	604	Maximilian Fleischmann	GER	Intrepid	VPD Racing Team	14	11:57.718	5.962	50.123	14	91,575	23
13	632	Tristan Viidas	EST	Maddox	Aix Racing Team	14	11:58.113	6.357	50.073	13	91,666	22
14	629	Peter Toth	HUN	CRG	Hargitai Racing Team	14	11:58.501	6.745	50.068	13	91,675	21
15	625	Giel Bronder	NED	CRG	CRG Holland	14	11:59.427	7.671	50.016	13	91,771	20
16	615	Christophe Adams	BEL	Kosmic	Sport Karting Competition	14	11:59.747	7.991	50.299	8	91,254	19
17	612	Christophe Raymakers	BEL	Zanardi	RAW Racing	14	12:00.620	8.864	50.483	12	90,922	18
18	652	Carl Cleirbaut	BEL	Haase	Target Racing Team	14	12:01.578	9.822	50.365	4	91,135	17
19	602	Patrick Pearce	GBR	Maddox	VZ Racing	14	12:01.737	9.981	50.113	6	91,593	16
20	601	Andreas Jensen	DEN	CRG	J S Racing	14	12:01.959	10.203	49.886	11	92,010	15
21	606	Dennis Kroes	NED	Tonykart	Team Kroes	14	12:02.304	10.548	50.365	13	91,135	14
22	621	Georg Vann	EST	Tonykart	Raha24 Motorsport	14	12:02.778	11.022	50.105	12	91,608	13
23	630	Martin Gatz	GER	CRG	Matis Motorsport	14	12:05.335	13.579	50.831	13	90,299	12
24	635	Tobias Widmer	SUI	RK Kart	Spirit Racing	14	12:06.317	14.561	50.727	12	90,484	11
25	645	Alexandre Mata	POR	FA Kart	Mattkart.com	14	12:09.973	18.217	50.134	11	91,555	10
26	646	Florent Lambert	GBR	Haase	Tatum Racing	14	12:09.982	18.226	50.836	5	90,290	9
27	653	Remon Hannink	NED	Haase	Euro Indoor Karting	14	12:10.356	18.600	50.833	10	90,296	8
28	638	Jan van Assche	BEL	Parolin	Formula K Belgium	14	12:10.560	18.804	50.757	6	90,431	7
29	619	Vitalijus Gudzenko	LTU	Gillard	RKV Racing Team	14	12:25.398	33.642	52.057	13	88,173	6
30	618	Tamsin Germain	GBR	Maddox	DG Racing	14	12:36.896	45.140	50.421	13	91,033	5
31	617	Phil Garrett	GBR	CRG		6	5:16.297	8 Laps	50.731	4	90,477	4
32	643	Mike Halder	GER	Swiss Hutless	Team DMV	5	4:35.211	9 Laps	52.273	2	87,808	3
33	616	Jim Ringelberg	NED	Gillard	DFK Racing Team	4	3:27.932	10 Laps	51.094	4	89,834	2
34	641	Jan MR Wunschek	AUT	Birel	Speedworld Academy	4	3:52.732	10 Laps	52.240	3	87,864	1

Announcements

These results are provisional until the conclusion of any judicial and technical matters
 Started: 34 Classified: 34 Not classified: 0
 No. 601 time penalty 10 sec. / reason unfair driving

Margin of Victory	Ø km/h	Best Lap Tm	km/h	Best Lap by
0.288	90,284	49.736	92,287	626 - Kevin Ludi

Timekeeping Ingrid and Meik Wagner:  Clerk of the course Nigel Edwards: www.mylaps.com
 Steward (Chairman) Olivier Steveny: Chief Scrutineer Paul Klaassen: Licensed to: Motorsport Events
 Printed: 2011-05-29 13:13:47 posted at: h



ROTAX Euro Challenge Wackersdorf/Germany

Rotax DD2

Wackersdorf 1,275 Km

Pre-Final

2011-05-29 11:20

Race (14 Laps) started at 11:22:30

Lap	Lap Tm	Diff	Time of Day
(605) Simas Juodvirsis			
1	51.646	+1.657	11:23:22.524
2	50.852	+0.863	11:24:13.376
3	50.221	+0.232	11:25:03.597
4	51.318	+1.329	11:25:54.915
5	52.333	+2.344	11:26:47.248
6	50.301	+0.312	11:27:37.549
7	50.719	+0.730	11:28:28.268
8	51.490	+1.501	11:29:19.758
9	50.641	+0.652	11:30:10.399
10	50.112	+0.123	11:31:00.511
11	50.048	+0.059	11:31:50.559
12	49.989		11:32:40.548
13	51.032	+1.043	11:33:31.580
14	51.054	+1.065	11:34:22.634

Lap	Lap Tm	Diff	Time of Day
(601) Andreas Jensen			
1	53.741	+3.855	11:23:25.374
2	51.415	+1.529	11:24:16.789
3	51.248	+1.362	11:25:08.037
4	50.847	+0.961	11:25:58.884
5	51.385	+1.499	11:26:50.269
6	50.172	+0.286	11:27:40.441
7	50.133	+0.247	11:28:30.574
8	49.950	+0.064	11:29:20.524
9	50.291	+0.405	11:30:10.815
10	50.310	+0.424	11:31:01.125
11	49.886		11:31:51.011
12	50.246	+0.360	11:32:41.257
13	50.386	+0.500	11:33:31.643
14	51.194	+1.308	11:34:22.837

Lap	Lap Tm	Diff	Time of Day
(628) Jules Szymkowiak			
1	51.808	+1.605	11:23:22.797
2	50.822	+0.619	11:24:13.619
3	50.277	+0.074	11:25:03.896
4	50.909	+0.706	11:25:54.805
5	51.044	+0.841	11:26:45.849
6	51.168	+0.965	11:27:37.017
7	51.088	+0.885	11:28:28.105
8	50.658	+0.455	11:29:18.763
9	50.766	+0.563	11:30:09.529
10	50.282	+0.079	11:30:59.811
11	50.253	+0.050	11:31:50.064
12	50.203		11:32:40.267
13	51.119	+0.916	11:33:31.386
14	51.536	+1.333	11:34:22.922

Lap	Lap Tm	Diff	Time of Day
(633) Mathias Detige			
1	52.215	+2.156	11:23:23.320
2	50.565	+0.506	11:24:13.885
3	50.154	+0.095	11:25:04.039
4	50.705	+0.646	11:25:54.744
5	51.179	+1.120	11:26:45.923
6	50.902	+0.843	11:27:36.825
7	51.338	+1.279	11:28:28.163
8	50.770	+0.711	11:29:18.933
9	51.751	+1.692	11:30:10.684
10	50.152	+0.093	11:31:00.836
11	50.059		11:31:50.895
12	50.489	+0.430	11:32:41.384
13	50.546	+0.487	11:33:31.930
14	51.222	+1.163	11:34:23.152

Lap	Lap Tm	Diff	Time of Day
(613) Damien Vuillaume			

Lap	Lap Tm	Diff	Time of Day
1	52.051	+2.082	11:23:23.037
2	50.941	+0.972	11:24:13.978
3	50.434	+0.465	11:25:04.412
4	50.450	+0.481	11:25:54.862
5	51.831	+1.862	11:26:46.693
6	50.482	+0.513	11:27:37.175
7	51.201	+1.232	11:28:28.376
8	50.901	+0.932	11:29:19.277
9	51.218	+1.249	11:30:10.495
10	50.231	+0.262	11:31:00.726
11	49.969		11:31:50.695
12	50.874	+0.905	11:32:41.569
13	50.558	+0.589	11:33:32.127
14	51.464	+1.495	11:34:23.591

Lap	Lap Tm	Diff	Time of Day
(626) Kevin Ludi			
1	54.817	+5.081	11:23:26.316
2	51.686	+1.950	11:24:18.002
3	50.694	+0.958	11:25:08.696
4	51.212	+1.476	11:25:59.908
5	51.392	+1.656	11:26:51.300
6	49.836	+0.100	11:27:41.136
7	49.865	+0.129	11:28:31.001
8	50.903	+1.167	11:29:21.904
9	50.069	+0.333	11:30:11.973
10	50.167	+0.431	11:31:02.140
11	50.177	+0.441	11:31:52.317
12	49.736		11:32:42.053
13	50.319	+0.583	11:33:32.372
14	51.507	+1.771	11:34:23.879

Lap	Lap Tm	Diff	Time of Day
(640) Christof Huibers			
1	53.172	+3.242	11:23:24.366
2	51.510	+1.580	11:24:15.876
3	50.195	+0.265	11:25:06.071
4	50.180	+0.250	11:25:56.251
5	50.712	+0.782	11:26:46.963
6	50.128	+0.198	11:27:37.091
7	50.922	+0.992	11:28:28.013
8	53.699	+3.769	11:29:21.712
9	50.187	+0.257	11:30:11.899
10	50.134	+0.204	11:31:02.033
11	50.490	+0.560	11:31:52.523
12	49.930		11:32:42.453
13	50.087	+0.157	11:33:32.540
14	51.487	+1.557	11:34:24.027

Lap	Lap Tm	Diff	Time of Day
(642) Mike Hansen			
1	54.798	+5.061	11:23:26.256
2	51.249	+1.512	11:24:17.505
3	51.915	+2.178	11:25:09.420
4	51.692	+1.955	11:26:01.112
5	50.755	+1.018	11:26:51.867
6	50.826	+1.089	11:27:42.693
7	49.909	+0.172	11:28:32.602
8	50.246	+0.509	11:29:22.848
9	49.894	+0.157	11:30:12.742
10	49.941	+0.204	11:31:02.683
11	50.284	+0.547	11:31:52.967
12	49.737		11:32:42.704
13	50.070	+0.333	11:33:32.774
14	51.520	+1.783	11:34:24.294

Lap	Lap Tm	Diff	Time of Day
(622) Xen De Ruwe			
1	54.727	+4.664	11:23:26.842
2	51.526	+1.463	11:24:18.368

Lap	Lap Tm	Diff	Time of Day
3	50.633	+0.570	11:25:09.001
4	51.352	+1.289	11:26:00.353
5	51.281	+1.218	11:26:51.634
6	50.398	+0.335	11:27:42.032
7	50.080	+0.017	11:28:32.112
8	50.120	+0.057	11:29:22.232
9	50.259	+0.196	11:30:12.491
10	50.063		11:31:02.554
11	50.662	+0.599	11:31:53.216
12	50.085	+0.022	11:32:43.301
13	50.179	+0.116	11:33:33.480
14	50.931	+0.868	11:34:24.411

Lap	Lap Tm	Diff	Time of Day
(614) Dennis Ladefoged			
1	53.529	+3.341	11:23:24.807
2	51.768	+1.580	11:24:16.575
3	51.285	+1.097	11:25:07.860
4	52.727	+2.539	11:26:00.587
5	50.878	+0.690	11:26:51.465
6	50.792	+0.604	11:27:42.257
7	50.279	+0.091	11:28:32.536
8	50.752	+0.564	11:29:23.288
9	50.302	+0.114	11:30:13.590
10	50.253	+0.065	11:31:03.843
11	50.315	+0.127	11:31:54.158
12	50.188		11:32:44.346
13	50.270	+0.082	11:33:34.616
14	50.366	+0.178	11:34:24.982

Lap	Lap Tm	Diff	Time of Day
(631) Pascal Marschall			
1	54.110	+4.048	11:23:25.843
2	51.392	+1.330	11:24:17.235
3	51.337	+1.275	11:25:08.572
4	50.698	+0.636	11:25:59.270
5	52.934	+2.872	11:26:52.204
6	51.145	+1.083	11:27:43.349
7	50.329	+0.267	11:28:33.678
8	50.260	+0.198	11:29:23.938
9	50.845	+0.783	11:30:14.783
10	50.813	+0.751	11:31:05.596
11	50.385	+0.323	11:31:55.981
12	50.062		11:32:46.043
13	50.086	+0.024	11:33:36.129
14	50.255	+0.193	11:34:26.384

Lap	Lap Tm	Diff	Time of Day
(608) Tiago Ribeiro			
1	57.197	+7.139	11:23:29.477
2	51.308	+1.250	11:24:20.785
3	50.260	+0.202	11:25:11.045
4	50.824	+0.766	11:26:01.869
5	51.429	+1.371	11:26:53.298
6	50.787	+0.729	11:27:44.085
7	50.504	+0.446	11:28:34.589
8	50.058		11:29:24.647
9	50.524	+0.466	11:30:15.171
10	50.633	+0.575	11:31:05.804
11	50.903	+0.845	11:31:56.707
12	50.600	+0.542	11:32:47.307
13	50.216	+0.158	11:33:37.523
14	50.392	+0.334	11:34:27.915

Lap	Lap Tm	Diff	Time of Day
(604) Maximilian Fleischmann			
1	54.050	+3.927	11:23:25.422
2	53.882	+3.759	11:24:19.304
3	51.361	+1.238	11:25:10.665
4	50.811	+0.688	11:26:01.476

Timekeeping Ingrid and Meik Wagner:

Clerk of the course Nigel Edwards:

www.mylaps.com

Steward (Chairman) Olivier Stevny:

Chief Scrutineer Paul Klaassen:

Licensed to: Motorsport Events



ROTAX Euro Challenge Wackersdorf/Germany

Rotax DD2

Wackersdorf 1,275 Km

Pre-Final

2011-05-29 11:20

Race (14 Laps) started at 11:22:30

Lap	Lap Tm	Diff	Time of Day
5	51.070	+0.947	11:26:52.546
6	50.749	+0.626	11:27:43.295
7	50.147	+0.024	11:28:33.442
8	50.352	+0.229	11:29:23.794
9	50.811	+0.688	11:30:14.605
10	50.853	+0.730	11:31:05.458
11	51.007	+0.884	11:31:56.465
12	51.504	+1.381	11:32:47.969
13	50.504	+0.381	11:33:38.473
14	50.123		11:34:28.596

(632) Tristan Viidas

1	54.174	+4.101	11:23:25.594
2	51.328	+1.255	11:24:16.922
3	51.282	+1.209	11:25:08.204
4	53.633	+3.560	11:26:01.837
5	50.966	+0.893	11:26:52.803
6	50.758	+0.685	11:27:43.561
7	50.629	+0.556	11:28:34.190
8	50.089	+0.016	11:29:24.279
9	51.051	+0.978	11:30:15.330
10	50.725	+0.652	11:31:06.055
11	51.462	+1.389	11:31:57.517
12	51.267	+1.194	11:32:48.784
13	50.073		11:33:38.857
14	50.134	+0.061	11:34:28.991

(629) Peter Toth

1	58.400	+8.332	11:23:31.282
2	51.248	+1.180	11:24:22.530
3	50.440	+0.372	11:25:12.970
4	50.514	+0.446	11:26:03.484
5	50.767	+0.699	11:26:54.251
6	50.736	+0.668	11:27:44.987
7	50.462	+0.394	11:28:35.449
8	50.919	+0.851	11:29:26.368
9	50.271	+0.203	11:30:16.639
10	50.139	+0.071	11:31:06.778
11	50.860	+0.792	11:31:57.638
12	51.406	+1.338	11:32:49.044
13	50.068		11:33:39.112
14	50.267	+0.199	11:34:29.379

(625) Giel Bronder

1	1:01.097	+11.081	11:23:32.770
2	51.553	+1.537	11:24:24.323
3	50.814	+0.798	11:25:15.137
4	50.616	+0.600	11:26:05.753
5	50.090	+0.074	11:26:55.843
6	51.201	+1.185	11:27:47.044
7	50.591	+0.575	11:28:37.635
8	50.050	+0.034	11:29:27.685
9	50.198	+0.182	11:30:17.883
10	50.634	+0.618	11:31:08.517
11	50.887	+0.871	11:31:59.404
12	50.592	+0.576	11:32:49.996
13	50.016		11:33:40.012
14	50.293	+0.277	11:34:30.305

(615) Christophe Adams

1	55.151	+4.852	11:23:26.734
2	52.251	+1.952	11:24:18.985
3	50.753	+0.454	11:25:09.738
4	51.834	+1.535	11:26:01.572
5	50.777	+0.478	11:26:52.349
6	51.632	+1.333	11:27:43.981

Lap	Lap Tm	Diff	Time of Day
7	50.941	+0.642	11:28:34.922
8	50.299		11:29:25.221
9	50.448	+0.149	11:30:15.669
10	50.490	+0.191	11:31:06.159
11	51.004	+0.705	11:31:57.163
12	52.309	+2.010	11:32:49.472
13	50.299		11:33:39.771
14	50.854	+0.555	11:34:30.625

(612) Christophe Raymakers

1	52.700	+2.217	11:23:23.825
2	52.344	+1.861	11:24:16.169
3	51.495	+1.012	11:25:07.664
4	51.840	+1.357	11:25:59.504
5	53.885	+3.402	11:26:53.389
6	51.220	+0.737	11:27:44.609
7	50.767	+0.284	11:28:35.376
8	51.190	+0.707	11:29:26.566
9	51.237	+0.754	11:30:17.803
10	50.552	+0.069	11:31:08.355
11	50.896	+0.413	11:31:59.251
12	50.483		11:32:49.734
13	50.919	+0.436	11:33:40.653
14	50.845	+0.362	11:34:31.498

(652) Carl Cleirbaut

1	57.475	+7.110	11:23:29.690
2	51.398	+1.033	11:24:21.088
3	50.783	+0.418	11:25:11.871
4	50.365		11:26:02.236
5	51.675	+1.310	11:26:53.911
6	50.836	+0.471	11:27:44.747
7	50.945	+0.580	11:28:35.692
8	51.065	+0.700	11:29:26.757
9	50.749	+0.384	11:30:17.506
10	50.563	+0.198	11:31:08.069
11	52.098	+1.733	11:32:00.167
12	50.707	+0.342	11:32:50.874
13	50.499	+0.134	11:33:41.373
14	51.083	+0.718	11:34:32.456

(602) Patrick Pearce

1	1:02.231	+12.118	11:23:33.818
2	51.816	+1.703	11:24:25.634
3	50.165	+0.052	11:25:15.799
4	50.914	+0.801	11:26:06.713
5	50.639	+0.526	11:26:57.352
6	50.113		11:27:47.465
7	51.632	+1.519	11:28:39.097
8	50.488	+0.375	11:29:29.585
9	51.040	+0.927	11:30:20.625
10	50.288	+0.175	11:31:10.913
11	50.267	+0.154	11:32:01.180
12	50.624	+0.511	11:32:51.804
13	50.143	+0.030	11:33:41.947
14	50.668	+0.555	11:34:32.615

(606) Dennis Kroes

1	59.223	+8.858	11:23:32.495
2	51.541	+1.176	11:24:24.036
3	50.987	+0.622	11:25:15.023
4	51.014	+0.649	11:26:06.037
5	50.632	+0.267	11:26:56.669
6	50.686	+0.321	11:27:47.355
7	51.203	+0.838	11:28:38.558
8	50.694	+0.329	11:29:29.252

Lap	Lap Tm	Diff	Time of Day
9	50.609	+0.244	11:30:19.861
10	50.488	+0.123	11:31:10.349
11	50.633	+0.268	11:32:00.982
12	51.153	+0.788	11:32:52.135
13	50.365		11:33:42.500
14	50.682	+0.317	11:34:33.182

(621) Georg Vann

1	1:05.693	+15.588	11:23:37.898
2	51.085	+0.980	11:24:28.983
3	50.712	+0.607	11:25:19.695
4	50.554	+0.449	11:26:10.249
5	50.288	+0.183	11:27:00.537
6	50.192	+0.087	11:27:50.729
7	50.275	+0.170	11:28:41.004
8	50.713	+0.608	11:29:31.717
9	50.117	+0.012	11:30:21.834
10	50.407	+0.302	11:31:12.241
11	50.122	+0.017	11:32:02.363
12	50.105		11:32:52.468
13	50.209	+0.104	11:33:42.677
14	50.979	+0.874	11:34:33.656

(630) Martin Gatz

1	55.538	+4.707	11:23:27.612
2	51.834	+1.003	11:24:19.446
3	51.407	+0.576	11:25:10.853
4	50.930	+0.099	11:26:01.783
5	52.623	+1.792	11:26:54.406
6	51.964	+1.133	11:27:46.370
7	51.994	+1.163	11:28:38.364
8	51.474	+0.643	11:29:29.838
9	51.215	+0.384	11:30:21.053
10	51.479	+0.648	11:31:12.532
11	50.914	+0.083	11:32:03.446
12	50.875	+0.044	11:32:54.321
13	50.831		11:33:45.152
14	51.061	+0.230	11:34:36.213

(635) Tobias Widmer

1	57.805	+7.078	11:23:30.429
2	51.203	+0.476	11:24:21.632
3	51.168	+0.441	11:25:12.800
4	51.391	+0.664	11:26:04.191
5	50.943	+0.216	11:26:55.134
6	52.133	+1.406	11:27:47.267
7	52.780	+2.053	11:28:40.047
8	51.747	+1.020	11:29:31.794
9	51.118	+0.391	11:30:22.912
10	50.923	+0.196	11:31:13.835
11	50.869	+0.142	11:32:04.704
12	50.727		11:32:55.431
13	50.729	+0.002	11:33:46.160
14	51.035	+0.308	11:34:37.195

(645) Alexandre Mata

1	1:10.132	+19.998	11:23:42.948
2	51.285	+1.151	11:24:34.233
3	50.762	+0.628	11:25:24.995
4	50.764	+0.630	11:26:15.759
5	50.393	+0.259	11:27:06.152
6	50.693	+0.559	11:27:56.845
7	50.142	+0.008	11:28:46.987
8	50.560	+0.426	11:29:37.547
9	50.146	+0.012	11:30:27.693
10	50.141	+0.007	11:31:17.834

Timekeeping Ingrid and Meik Wagner:

Clerk of the course Nigel Edwards:

www.mylaps.com

Steward (Chairman) Olivier Steveny:

Chief Scrutineer Paul Klaassen:

Licensed to: Motorsport Events



ROTAX Euro Challenge Wackersdorf/Germany

Rotax DD2 Wackersdorf 1,275 Km
 Pre-Final 2011-05-29 11:20

Race (14 Laps) started at 11:22:30

Lap	Lap Tm	Diff	Time of Day
11	50.134		11:32:07.968
12	50.491	+0.357	11:32:58.459
13	50.875	+0.741	11:33:49.334
14	51.517	+1.383	11:34:40.851

(646) Florent Lambert

1	1:00.708	+9.872	11:23:33.679
2	52.170	+1.334	11:24:25.849
3	51.214	+0.378	11:25:17.063
4	50.893	+0.057	11:26:07.956
5	50.836		11:26:58.792
6	51.284	+0.448	11:27:50.076
7	51.385	+0.549	11:28:41.461
8	51.706	+0.870	11:29:33.167
9	50.938	+0.102	11:30:24.105
10	50.923	+0.087	11:31:15.028
11	51.406	+0.570	11:32:06.434
12	51.459	+0.623	11:32:57.893
13	51.179	+0.343	11:33:49.072
14	51.788	+0.952	11:34:40.860

(653) Remon Hannink

1	59.476	+8.643	11:23:32.711
2	51.986	+1.153	11:24:24.697
3	50.983	+0.150	11:25:15.680
4	51.598	+0.765	11:26:07.278
5	51.009	+0.176	11:26:58.287
6	50.936	+0.103	11:27:49.223
7	51.049	+0.216	11:28:40.272
8	53.047	+2.214	11:29:33.319
9	51.200	+0.367	11:30:24.519
10	50.833		11:31:15.352
11	51.144	+0.311	11:32:06.496
12	51.618	+0.785	11:32:58.114
13	51.519	+0.686	11:33:49.633
14	51.601	+0.768	11:34:41.234

(638) Jan van Assche

1	57.168	+6.411	11:23:30.975
2	52.097	+1.340	11:24:23.072
3	51.635	+0.878	11:25:14.707
4	51.457	+0.700	11:26:06.164
5	51.409	+0.652	11:26:57.573
6	50.757		11:27:48.330
7	51.635	+0.878	11:28:39.965
8	53.617	+2.860	11:29:33.582
9	51.070	+0.313	11:30:24.652
10	50.804	+0.047	11:31:15.456
11	51.145	+0.388	11:32:06.601
12	52.107	+1.350	11:32:58.708
13	51.040	+0.283	11:33:49.748
14	51.690	+0.933	11:34:41.438

(619) Vitalijus Gudzenko

1	58.738	+6.681	11:23:33.531
2	53.113	+1.056	11:24:26.644
3	52.944	+0.887	11:25:19.588
4	52.725	+0.668	11:26:12.313
5	52.467	+0.410	11:27:04.780
6	52.488	+0.431	11:27:57.268
7	52.371	+0.314	11:28:49.639
8	52.380	+0.323	11:29:42.019
9	52.812	+0.755	11:30:34.831
10	52.506	+0.449	11:31:27.337
11	52.378	+0.321	11:32:19.715
12	52.239	+0.182	11:33:11.954

Lap	Lap Tm	Diff	Time of Day
13	52.057		11:34:04.011
14	52.265	+0.208	11:34:56.276

(618) Tamsin Germain

1	57.125	+6.704	11:23:30.724
2	51.092	+0.671	11:24:21.816
3	50.859	+0.438	11:25:12.675
4	50.538	+0.117	11:26:03.213
5	51.260	+0.839	11:26:54.473
6	51.339	+0.918	11:27:45.812
7	50.549	+0.128	11:28:36.361
8	50.503	+0.082	11:29:26.864
9	50.788	+0.367	11:30:17.652
10	51.348	+0.927	11:31:09.000
11	50.902	+0.481	11:31:59.902
12	50.432	+0.011	11:32:50.334
13	50.421		11:33:40.755
14	1:27.019	+36.598	11:35:07.774

(617) Phil Garrett

1	57.680	+6.949	11:23:31.865
2	51.240	+0.509	11:24:23.105
3	51.295	+0.564	11:25:14.400
4	50.731		11:26:05.131
5	51.240	+0.509	11:26:56.371
6	50.804	+0.073	11:27:47.175

(643) Mike Halder

1	1:02.768	+10.495	11:23:34.673
2	52.273		11:24:26.946
3	52.642	+0.369	11:25:19.588
4	52.286	+0.013	11:26:11.874
5	54.215	+1.942	11:27:06.089

(616) Jim Ringelberg

1	52.786	+1.692	11:23:23.996
2	52.225	+1.131	11:24:16.221
3	51.495	+0.401	11:25:07.716
4	51.094		11:25:58.810

(641) Jan MR Wunschek

1	1:09.635	+17.395	11:23:42.663
2	53.219	+0.979	11:24:35.882
3	52.240		11:25:28.122
4	55.488	+3.248	11:26:23.610

Timekeeping Ingrid and Meik Wagner: Clerk of the course Nigel Edwards:

Steward (Chairman) Olivier Steveny: Chief Scrutineer Paul Klaassen:

Rotax Max Euro Challenge 20
 Class: Rotax Max DD2
 Date/Time: 29-05-2011 13:30

Track: Wackersdorf / Germany
 Heat: Final
 Laps: 18

Edition 2

-NEW-

Jim Ringelberg	616	Laps 4 Tm. 3:27.932
	33	
Phil Garrett	617	Laps 6 Tm. 5:16.297
	31	
Vitalijus Gudzenko	619	Laps 14 Tm. 12:25.398
	29	
Remon Hannink	653	Laps 14 Tm. 12:10.356
	27	
Alexandre Mata	645	Laps 14 Tm. 12:09.973
	25	
Martin Gatz	630	Laps 14 Tm. 12:05.335
	23	
Dennis Kroes	606	Laps 14 Tm. 12:02.304
	21	
Patrick Pearce	602	Laps 14 Tm. 12:01.737
	19	
Christophe Raymakers	612	Laps 14 Tm. 12:00.620
	17	
Giel Bronder	625	Laps 14 Tm. 11:59.427
	15	
Tristan Viidas	632	Laps 14 Tm. 11:58.113
	13	
Tiago Ribeiro	608	Laps 14 Tm. 11:57.037
	11	
Dennis Ladefoged	614	Laps 14 Tm. 11:54.104
	9	
Mike Hansen	642	Laps 14 Tm. 11:53.416
	7	
Kevin Ludi	626	Laps 14 Tm. 11:53.001
	5	
Mathias Detige	633	Laps 14 Tm. 11:52.274
	3	
Simas Juodvirsis	605	Laps 14 Tm. 11:51.756
	1	

Pole Position

17	Jan MR Wunschek	641	Laps 4 Tm. 3:52.732
		34	
16	Mike Halder	643	Laps 5 Tm. 4:35.211
		32	
15	Tamsin Germain	618	Laps 14 Tm. 12:36.896
		30	
14	Jan van Assche	638	Laps 14 Tm. 12:10.560
		28	
13	Florent Lambert	646	Laps 14 Tm. 12:09.982
		26	
12	Tobias Widmer	635	Laps 14 Tm. 12:06.317
		24	
11	Georg Vann	621	Laps 14 Tm. 12:02.778
		22	
10	Andreas Jensen	601	Laps 14 Tm. 12:01.959
		20	
9	Carl Cleirbaut	652	Laps 14 Tm. 12:01.578
		18	
8	Christophe Adams	615	Laps 14 Tm. 11:59.747
		16	
7	Peter Toth	629	Laps 14 Tm. 11:58.501
		14	
6	Maximilian Fleischmann	604	Laps 14 Tm. 11:57.718
		12	
5	Pascal Marschall	631	Laps 14 Tm. 11:55.506
		10	
4	Xen De Ruwe	622	Laps 14 Tm. 11:53.533
		8	
3	Christof Huibers	640	Laps 14 Tm. 11:53.149
		6	
2	Damien Vuillaume	613	Laps 14 Tm. 11:52.713
		4	
1	Jules Szymkowiak	628	Laps 14 Tm. 11:52.044
		2	

Row

Clerk of the course Nigel Edwards:
 Stewards (Chairman) Olivier Steveny:

Scrutineer Paul Klaassen:
 Timekeeping Ingrid/Meik Wagner:



ROTAX Euro Challenge Wackersdorf/Germany

Rotax DD2

Wackersdorf 1,275 Km

Final **-NEW-**

2011-05-29 13:30

Race (18 Laps) started at 13:32:36

Pos	No.	Name	Nat.	Chassis	Race Team	Laps	Total Tm	Diff	Best Tm	In Lap	km/h	Points
1	633	Mathias Detige	BEL	Gillard	DFK Racing Team	18	15:10.050		50.103	16	91,611	55
2	640	Christof Huibers	BEL	Haase	Target Racing Team	18	15:10.911	0.861	50.132	15	91,558	52
3	642	Mike Hansen	DEN	First Kart	First Kart s.r.l	18	15:11.477	1.427	49.843	8	92,089	50
4	626	Kevin Ludi	SUI	Birel	Spirit Racing	18	15:11.752	1.702	49.902	9	91,980	49
5	622	Xen De Ruwe	BEL	Topkart	Slangen Karting	18	15:13.067	3.017	50.135	16	91,553	48
6	628	Jules Szymkowiak	BEL	Zanardi	RAW Racing Team	18	15:16.868	6.818	50.026	11	91,752	47
7	602	Patrick Pearce	GBR	Maddox	VZ Racing	18	15:17.372	7.322	50.167	15	91,494	46
8	621	Georg Vann	EST	Tonykart	Raha24 Motorsport	18	15:19.447	9.397	50.022	11	91,760	45
9	631	Pascal Marschall	GER	CRG		18	15:20.087	10.037	50.113	11	91,593	44
10	625	Giel Bronder	NED	CRG	CRG Holland	18	15:21.977	11.927	50.037	10	91,732	43
11	629	Peter Toth	HUN	CRG	Hargitai Racing Team	18	15:22.079	12.029	50.161	7	91,505	42
12	635	Tobias Widmer	SUI	RK Kart	Spirit Racing	18	15:22.150	12.100	50.183	17	91,465	41
13	632	Tristan Viidas	EST	Maddox	Aix Racing Team	18	15:22.555	12.505	50.156	18	91,514	40
14	612	Christophe Raymakers	BEL	Zanardi	RAW Racing	18	15:24.293	14.243	50.377	9	91,113	39
15	645	Alexandre Mata	POR	FA Kart	Mattkart.com	18	15:24.332	14.282	50.106	13	91,606	38
16	608	Tiago Ribeiro	POR	Intrepid	Team Cabo Do Mundo	18	15:24.425	14.375	50.192	10	91,449	37
17	616	Jim Ringelberg	NED	Gillard	DFK Racing Team	18	15:25.445	15.395	50.237	13	91,367	36
18	630	Martin Gatz	GER	CRG	Matis Motorsport	18	15:26.651	16.601	50.667	10	90,592	35
19	615	Christophe Adams	BEL	Kosmic	Sport Karting Competition	18	15:27.083	17.033	50.599	11	90,713	34
20	606	Dennis Kroes	NED	Tonykart	Team Kroes	18	15:27.973	17.923	50.623	9	90,670	33
21	652	Carl Cleirbaut	BEL	Haase	Target Racing Team	18	15:28.795	18.745	50.522	9	90,852	32
22	618	Tamsin Germain	GBR	Maddox	DG Racing	18	15:29.253	19.203	50.442	6	90,996	31
23	641	Jan MR Wunschek	AUT	Birel	Speedworld Academy	18	15:31.423	21.373	50.566	8	90,772	30
24	646	Florent Lambert	GBR	Haase	Tatum Racing	18	15:35.064	25.014	50.887	10	90,200	29
25	653	Remon Hannink	NED	Haase	Euro Indoor Karting	18	15:35.098	25.048	50.848	9	90,269	28
26	614	Dennis Ladefoged	DEN	RK Kart	HL Kart Racing DK	18	15:36.340	26.290	50.312	9	91,231	27
27	619	Vitalijus Gudzenko	LTU	Gillard	RKV Racing Team	18	15:51.350	41.300	51.765	9	88,670	26
28	638	Jan van Assche	BEL	Parolin	Formula K Belgium	15	13:14.443	3 Laps	50.608	9	90,697	25
29	605	Simas Juodvirsis	LTU	Gillard	RKV Racing Team	6	5:07.327	12 Laps	50.756	6	90,433	24
30	604	Maximilian Fleischmann	GER	Intrepid	VPD Racing Team	6	5:18.113	12 Laps	51.664	3	88,843	23
31	613	Damien Vuillaume	FRA	CRG	Freekart	5	4:42.080	13 Laps	52.178	4	87,968	22


Not classified

DQ	601	Andreas Jensen	DEN	CRG	J S Racing	18	15:11.451	DQ	49.849	9	92,078	0
DNS	617	Phil Garrett	GBR	CRG				DNS		0	-	0
DNS	643	Mike Halder	GER	Swiss Hutless	Team DMV			DNS		0	-	0

Announcements
 These results are provisional until the conclusion of any judicial and technical matters
 Started: 32 Classified: 31 Not classified:1
 No. 601 excluded from Final / reason technical non conformity

Margin of Victory	Ø km/h	Best Lap Tm	km/h	Best Lap by
0.861	90,786	49.843	92,089	642 - Mike Hansen

Official Timing www.motorsport-events.se / www.camp-company.de Orbits

Timekeeping Ingrid and Meik Wagner:  Clerk of the course Nigel Edwards: www.mylaps.com
 Steward (Chairman) Olivier Steveny: Chief Scrutineer Paul Klaassen: Licensed to: Motorsport Events
 Printed: 2011-05-29 14:39:05 posted at: h

